

Appendix D.2B Protected Tree Report
June 2011

PROTECTED TREE REPORT

~

*Harvard-Westlake School Parking Structure
3701 N. Coldwater Canyon Ave.
North Hollywood, CA 91604*



Prepared For

**Sirius Environmental
1478 N. Altadena Dr.
Pasadena, CA 91107**

June 20, 2011

LDC Project No.: 10003-001



LAND DESIGN CONSULTANTS, INC.
Land Planning, Civil Engineering, Surveying & Environmental Services

TABLE OF CONTENTS

<u>SECTION</u>	<u>PAGE</u>
SUMMARY	1
INTRODUCTION	2
- <i>Assignment</i>	2
- <i>Background</i>	3
OBSERVATIONS	3
- <i>Site Conditions</i>	3
- <i>Descriptions of Protected Tree Species Present</i>	4
- <i>Description of Significant Pests/Disease</i>	5
DEFINITIONS & SURVEY METHODS	6
ANALYSIS	11
- <i>Results of the Field Surveys</i>	11
DISCUSSION	12
- <i>Project Impacts</i>	12
- <i>Influence of Construction Related Activities</i>	27
CONCLUSIONS	27
RECOMMENDATIONS	28
- <i>General Recommendations</i>	28
- <i>Mitigation for Removals</i>	28
- <i>Protection for Encroachment & Preservation Trees</i>	31
- <i>Feasibility of Relocations</i>	32
- <i>Construction & Post-Construction Management</i>	32

TABLES

TABLE 1 – SUMMARY OF PROTECTED TREE
PRESERVATION /ENCROACHMENT /REMOVAL12

TABLE 2 – PERCENTAGES OF SURVEYED TREES & IMPACTS
BY TREE TYPE & GRADE14

TABLE 3 – PERCENTAGES OF REMOVAL TREES BY TYPE & GRADE.....26

APPENDICES

- APPENDIX I - INDIVIDUAL TREE DATA WORKSHEETS
- APPENDIX II - INDIVIDUAL TREE PHOTOGRAPHS
- APPENDIX III - PROTECTED TREE LOCATION EXHIBIT
- APPENDIX IV - CONCEPTUAL MITIGATION PLANTING PLAN
- APPENDIX V - IDG, INC. - SHEET A4.1 - BUILDING SECTIONS

SUMMARY

The following report describes the general condition and potential impacts to the protected native trees located within the development area for the proposed parking structure located within undeveloped parcels across Coldwater Canyon Avenue from Harvard-Westlake School in North Hollywood, California. The project also proposes other related work, including the relocation of the school's main entrance driveway, moving an existing traffic signal, converting a surface parking lot into a bus loading area and creating a main entrance plaza. The site is located on 5.93± acres at 3701 N. Coldwater Canyon Avenue in the southeast quarter of the Van Nuys USGS Quadrangle. The project site is located within moderate to steep hillside terrain on the north flank of the east-west trending Santa Monica Mountains. The site is bounded on the north by undeveloped slopes, on the east by Coldwater Canyon Avenue, on the south and west by slopes with residences at the top.

A total of 315 protected trees were surveyed. Two of the four City-protected tree species were found to occur within or immediately adjacent to the area of potential impact: Southern California black walnut (*Juglans californica* var. *californica*) and coast live oak (*Quercus agrifolia*). These trees are protected by the City of Los Angeles Tree Ordinance. Forty four (44) coast live oaks and 271 Southern California black walnuts are located within the property boundary or within the immediate off-site area of potential impact. Ten (10) coast live oaks and 94 Southern California black walnuts fall within the proposed project's grading footprint and are proposed to be removed as a result of construction activities. An additional three (3) coast live oaks and twenty-three (23) Southern California black walnuts are proposed to have permanent encroachment into the drip line of their canopies. The remainder of the walnuts and coast live oaks are not proposed to be impacted by the project and will remain in place.

This report identifies the extent of the potential impacts and recommends management and/or mitigation measures where appropriate, including the replacement of the 104 total proposed removal trees at a 4:1 ratio and protection measures for the encroachment trees during construction.

INTRODUCTION

Assignment & Purpose of the Report

Our assignment for this project was to:

- 1) conduct a protected tree species inventory over the 5.93± acres of developed and undeveloped parcels owned by Harvard-Westlake School on the west side of Coldwater Canyon Avenue across from the Upper Campus of the Harvard-Westlake School;
- 2) inventory the protected trees within the area of potential impact on the east side of Coldwater Canyon Ave due to street improvements and the pedestrian bridge landing;
- 3) map the protected tree species' trunks and canopies;
- 4) generally note the presence and locations of non-protected tree species on the parcels west of the Coldwater Canyon and within the potential project improvement areas on the east side of Coldwater Canyon associated with the pedestrian bridge and intersection modification at the main school entrance on Harvard Westlake (a private road);
- 5) provide analysis of the project impacts to the protected tree species, and;
- 6) prepare a report to the standards outlined in the City of Los Angeles' "Standard Tree Removal Application Checklist" for protected private property trees per Los Angeles Municipal Code (LAMC) Section 17.02.

Field inventory, mapping, or reporting on the trees located throughout the main campus, except at the specified intersection mentioned above, and appraisal/value assessments for the inventoried trees were not included in our assignment. Non-protected tree species are generally mapped and labeled on the enclosed **Protected Tree Location Exhibit** in **Appendix III**, but they are not discussed in detail as part of this report.

The purpose of this report is to quantify and illustrate the ordinance-sized trees on the subject property, provide an analysis of the potential project impacts, and make recommendations with regard to avoidance (where appropriate), mitigation for removals, and long-term maintenance for the remaining protected trees. The findings and exhibits detailed in this report may also be incorporated into the project's environmental impact report.

Background

Harvard–Westlake School proposes to construct a new multi-level parking structure and pedestrian bridge on the parcels that they own on the west side of Coldwater Canyon Avenue. The parking structure will also have an athletic field on the top level. The pedestrian bridge will span Coldwater Canyon Avenue at the intersection of Harvard-Westlake, a private street. Some modification to that intersection is proposed to accommodate the bridge and to make improvements for ingress/egress to the main campus and the new parking structure. A protected tree report is required as part of the overall application for the grading and building permits for the project. LDC received topographical base maps, aerial photographs, site plans, grading information, retaining wall information and architectural elevations from various project team members including, Innovative Design Group, Inc., Craig Lawson & Co., LLC, and Burnett & Young, Engineers.

OBSERVATIONS

Site Conditions

The 5.93± acres project site west of Coldwater Canyon Blvd. is generally a triangular shaped property that is partially developed with two single-family residences¹, a previously graded pad area, three driveways, several retaining walls, and portable storage units. One of the residential units was occupied at the time of our surveys. Power lines run along the west side of Coldwater Canyon Avenue and in a diagonal north/south corridor through the property. A paper street easement (Hacienda Drive) extends into the property behind the southerly residence and is excluded from the project acreage. Topography onsite is sloped fairly steeply up from Coldwater Canyon Avenue to the central area of the site, which is generally flat and separated into two terraces. The two residences are located on the lower terrace in the south easterly part of the site. The upper terrace is located in the central part of the site. Ornamental trees and shrubs exist around the developed areas.

The rest of property is characterized by moderately-steep to steep slopes that wrap around the flatter portions on the north, west and south sides. A shallow, undefined drainage occurs on the southwestern edge of the site. The slopes support a mixed walnut - oak woodland interspersed with grasses, perennial wildflowers, and poison oak as understory and intermediate components.

¹ The two residences have since been demolished (permit number: 11019-20000-00599).

Descriptions of Protected Tree Species Present

Southern California Black Walnut (*Juglans californica* var. *californica*)

The Southern California black walnut (walnut) is a relatively small, deciduous tree or tree-like shrub that averages from 15-30 feet tall. Very large specimens may reach 40 feet in height. The bright green, pinnate leaves are 1.5 to 3 inches long and turn yellow or brown before falling. Their fruit is a small, hard-shelled nut that is 1 to 1 ¼ inches in diameter that matures in early autumn. Trees often have multiple stems growing outward from a ring at the base, which lends a shrubby appearance.

This walnut species has a limited distribution and is found in the Santa Clarita River drainage, Simi Hills and Santa Susana Mountains, the north slope of the Santa Monica Mountains, and the San Jose, Puente, and Chino hills. Walnuts provide an important food source for several bird and rodent species. Historically, the tree was also used by the native Indians for food and basket-making. Presently, the distribution and health of the species' population is in serious decline due to a combination of urbanization, over-grazing, increased recreational use of walnut woodlands, and infestations of a new walnut twig-girdler disease. As with this project site, the species is found occasionally as a codominant species in coast live oak woodlands and is frequently given protected status because of its limited distribution and declining status.

Coast Live Oak (*Quercus agrifolia*)

The coast live oak (oak) is a picturesque, evergreen tree that generally ranges from 25-40 feet in height and has a canopy spread of 40-80 feet. Especially large specimens can grow to 80 feet high and 100 feet wide with branches that sweep the ground. This species has leaves which are usually oval to oblong in general outline, are cupped, and exhibit fine spiny teeth along the margins. The thick and leathery leaves are generally about 1.5 to 2 inches long, dark, shiny green on the top and more yellow-green on the underside. Their fruit is a narrowly egg-shaped, 1 to 1 ½ inch long, acorn that matures annually in autumn.

This species of oak is found primarily along the coastal slope of the coast ranges from Mendocino County in the north into Baja California in the south. In several places, this oak species crosses the coast ranges with populations along waterways on the inland side of the mountains in the central valley. In Southern California, the species is found along the transverse range, in many inland

valleys, and up to the 5,000 foot level in the local mountains. The coast live oak is the tree most native Southern Californians associate with the word "oak." It gave rise to the many streets, communities, and even cities whose names incorporate "oak", "encinas/encino" or "robes" throughout the region.

Acorns provide an important food source for many birds, as well as large and small mammal species. Historically, oaks were also used extensively by the native Indians for food, medicine and shelter. Presently, the distribution and health of the species' population is threatened due to a combination of urbanization, over-grazing, increased recreational use of oak woodlands, and infestations of new insects and diseases. As with this project site, the species is found occasionally as a codominant species in mixed oak-walnut woodlands and is frequently given protected status because of its declining distribution and socio-ecological values.

Descriptions of Significant Pests & Diseases

Oaks

Most of the oaks exhibited subcritical levels of leaf, twig, and/or interior branch dieback that commonly occurs due to shading out, insects, bacterial, or fungal agents. Due to the steep slopes and closed canopy character of the oak-walnut woodlands onsite, many of the oaks exhibited some degree of lean in their structure in an effort to maximize their exposure to sunlight. Overall, 86% of the surveyed oaks were assigned a grade of "B" or "C" and no *significant* pests or diseases were noted on the oaks.

Walnuts

Approximately 78% of the walnuts surveyed for this report exhibited some level of infection with the fungal disease known as "thousand cankers disease". Thousand cankers disease (TCD), caused by a newly described fungus in the genus *Geosmithia*, is killing black walnut trees in California and posing a threat to wildland and landscape trees, as well as to the commercial walnut industry. TCD was first recorded in northern California in 2008. However, it was likely in the state for several years prior to 2008. It has been confirmed from Los Angeles County in the south to Sutter County in the north. It is also known to be present in Colorado, Idaho, Oregon, Utah, and Washington (Graves, Flint, Coleman & Seybold, 2010).

The fungus is spread by a tiny bark beetle, the walnut twig beetle (WTB), *Pityphthorus juglandis*. The fungus enters the tree through the feeding or reproductive activities of the beetle and colonizes and kills the phloem and cambium of the branches and main stem (Graves, Flint, Coleman & Seybold, 2010). The WTB is a native beetle of California and was not considered a significant pest in the past. However, with its apparently new association with the *Geosmithia* fungus, it has been elevated to a pest of significant concern. Both the beetle and the fungus only occur on walnut species (Graves, Flint, Coleman & Seybold, 2010; Seybold, Haugen, O'Brien & Graves, 2010).

Early symptoms of TCD include yellowing of the foliage that progresses rapidly to brown, wilted foliage. Then, twig and branch dieback becomes noticeable throughout the canopy. Close examination of the bark will reveal pinhole-sized WTB entrance or emergence holes. The fungus causes distinctive circular to oblong cankers in the phloem under the bark around the beetle galleries, which eventually kills the cambium. As the beetles and fungus spread, new cankers form and coalesce, girdling the twigs and branches. Even the main stems (trunks) of infested trees can be affected. Infested trees usually die within three years of initial symptoms (Seybold, Haugen, O'Brien & Graves, 2010; Graves, Flint, Coleman & Seybold, 2010). Please see page four of **Appendix II** of this report for several photographs that are representative of the WTB entrance/exit holes, galleries and TCD cankers that were found on the majority of the walnuts on the subject property.

No pesticides or control methods are currently available to save walnuts infected with TCD. At this time, the University of California Statewide Integrated Pest Management Program recommends that infested trees be removed and destroyed by grinding or burning immediately to insure that beetles are destroyed (Graves, Flint, Coleman & Seybold, 2010).

DEFINITIONS & SURVEY METHODS

The City of Los Angeles added an ordinance on April 23, 2006 amending various provisions of Articles 2 and 7 of Chapter I and Article 6 of Chapter IV of the Los Angeles Municipal Code and Section 96.303.5 to assure the protection of, and to further regulate the removal of protected trees. This ordinance expanded the definition of protected trees to include any of the following native tree species which measures four inches or more in cumulative diameter, four and one-half feet above the ground level at the base of the tree: Southern California Black Walnut (*Juglans californica* var.

californica), Western Sycamore (*Platanus racemosa*), California Bay (*Umbellularia californica*), and any tree of the oak genus indigenous to California, excluding the Scrub Oak (*Quercus dumosa*).

In general, the ordinance states that no protected tree may be relocated or removed without first obtaining a permit from the City of Los Angeles Board of Public Works. The term "removed" or "removal" includes any act which will cause a protected tree to die, including but not limited to acts which inflict damage upon the root system or other parts of the tree by fire, application of toxic substances, operation of equipment or machinery, or by changing the natural grade of land by excavation or filling the drip line area around the trunk.

An application for a permit must include a plot plan of the project with the location of each protected tree species identified by color coding and symbols that identify whether each tree is to be retained, relocated or removed. If grading is proposed that may affect the protected tree(s), a copy of the grading permit plan must be submitted with the application. This report will be submitted with the overall project applications to the City of Los Angeles. The exhibits, analysis and conclusions represented in this report are based on the plot plans, site plans, grading plans, ALTA map, and architectural elevations provided to us electronically in March and April 2011 by outside consultants.

The following discussion expands on the information summarized in the field data worksheets attached in **Appendix I**.

The onsite trees were surveyed and tagged by LDC's qualified arborists and field technicians over several days in March and April 2011. One follow-up site visit occurred in May to gather additional data on several trees within the main campus area. Except as noted on the field worksheets, the protected trees were numbered and tagged with rectangular metal tags that were placed on the north side of the trunk at approximately four and one-half feet above natural grade. Exceptions to this were sometimes made based on limited access due to topography, heavy brush, or the presence of dense poison oak.

Each tree was evaluated for a variety of health, structural, and aesthetic qualities as indicated on the field data worksheets (see **Appendix I**). The tree number, location, and removal status of each tree

was mapped and included in this report in **Appendix III** as **Protected Tree Location Exhibit**. Photographs of individual trees or groups of trees were taken and are included in **Appendix II** of this report.

Trunk diameter is measured at approximately 4½ feet (54") above the natural grade, referred to as "diameter breast height" (DBH). This measurement is most appropriate for trees with vertical growth forms. Oak trees often have large lateral branches diverging from the trunk at or near 4½ feet, and walnut trees typically have multiple trunks. Measuring a tree of this type at exactly 4½ feet above natural grade would often result in an inaccurate impression of tree size. For trees that exhibit lateral branching at DBH, the trunk diameter measurement is made at the nearest point where the measurement can be accomplished without being impeded by the branches. For multi-trunk trees, the number of trunks and the diameter (DBH) of each trunk is recorded.

Evaluation of canopy characteristics specifically includes the drip line radius. The drip line radius is measured along a line extending from the center of the trunk outward in four magnetic compass directions. The measurement is made from the approximate center of the trunk to the outermost living part of the tree. In cases where a tree has several trunks growing in a ring, the drip line radius is measured from the center of the ring. The canopy spread measurement is the maximum canopy diameter of the tree in question.

One of the most important threats to the health of a tree can be physical or mechanical damage of a non-biotic origin. Mechanical damage from human interactions, such as pruning or equipment injury, may leave open wounds and a higher susceptibility to disease and pest infestation. Climbing plants which use the tree for support are also included as infestations. Insect pests will take advantage of an injury to invade exposed wood and cambium. Some fungi, which cause cankers (areas of necrosis) or break down wood, will also take advantage of a wound to enter the tree. These fungi can kill large areas of the cambial tissues (xylem and phloem) that transport nutrients throughout the tree, or they can cause the softening of the wood called heart rot. Heart rot, in combination with the activities of insects, animals and/or fire, will eventually produce cavities in the trunk or major branches of the tree.

Structural stability also affects the potential survival of a tree. Trees that are structurally unstable

are assumed to have a shorter potential life span than structurally stable trees. Oaks and walnuts frequently grow in loose soil on steep slopes; this soil is prone to down slope movement, resulting in trees that have been undermined and lean precariously down hill. Young oaks and walnuts specifically are highly phototropic (growing toward light). In woodland environments, this trait often causes young trees to grow toward an opening in the upper canopy that may be far from directly overhead, resulting in a poorly balanced tree. Another common cause of structural instability is severe cavitation or mechanical damage as described above.

The most common health problem affecting oak and walnut trees is some form of biological infestation. Almost all oak and walnut trees have sub-critical infestations of one type or another. Healthy trees can ward off significant infestations through their natural defense mechanisms. However, when a tree has been injured or stressed, the infesting organisms may be able to invade the tree and become a severe problem.

Each tree was assigned three letter grades: one health, one aesthetic, and one overall rating based on the health and aesthetic grades. The health and aesthetic rating of the trees are based on the archetype tree of the same species through a subjective evaluation of its health, aesthetic value, and ecological value. The health of the tree depends on the level of damage caused by infestation of various pests including termites, wood boring beetles, cambium eating beetles, fungi of various types, climbing plants, and parasitic plants (i.e., mistletoe). Other factors affecting the health rating of the tree include past mechanical damage (including pruning) or fire injury.

While the aesthetic value of a tree is subjective, a tree is usually considered highly aesthetic if it has generally dense foliage, a relatively uniform or spectacular irregular shape, and large size. Ecological value is based on many factors, not all of which have a positive correlation with the health and aesthetic value of the tree. Most important in the ranking is the likelihood that the tree will continue to survive.

The following criteria were used to establish each grade:

"A" = Outstanding:

Exceptional trees, mostly of large size, of good growth form with often large spreading

crown, exhibiting very good to excellent health with mostly normal necrosis and a minimum of pathological symptoms and/or a minimum of fire damage. Some of these trees may have minor disease symptoms, but these are not considered detrimental to the overall health of the tree. The trees are large and overall attractive with a strong potential for continued survival to the average lifespan of the species.

"B" = Above Average:

Good to very good trees but either not of large size or tending to show more necrotic or pathological symptoms and/or minor fire damage than a "A" rated tree. Most of these trees have some dieback and may have some brooming (regrowth) or minor areas of decay, and all have ordinary amounts of twig, branch, leaf infestations. These are basically good trees with a strong potential for continued survival to the average lifespan of the species.

"C" = Average:

Average, moderately good trees whose growth habit and pathological or fire-induced symptoms indicate an equal chance to either decline or continue in the future for the average lifespan of the species. Most of these trees would have moderate stem and branch dieback, some bark exfoliation, or stem cavitation with rot, and/or relatively moderate fire damage. They may also show various amounts of insect damage to leaves, etc., or are impacted and shaded or crowded by adjacent trees in such a way that it is expected to negatively affect the longevity of the tree.

"D" = Below Average/Poor

Declining trees with a reduced chance of survival due to excessive fire damage, or excessive stem or branch dieback caused by crowding, shading or various pathological conditions. These generally support partial foliage, compromised structure, and/or excessive infestations and would not be expected to survive to the average lifespan of the species. However, some may show sucker shoots or crown-sprouting that has developed after the fire damage and are expected to survive in a reduced state over the long term.

"F" = Severe Decline/Dead:

This tree exhibits severe, irreversible decline, massive dieback and/or decay, and/or little to no signs of life.

ANALYSIS

Results of the Field Surveys

A total of 44 native oaks and 271 walnut trees met the criteria for protection under the City's Tree Protection Ordinance. While not formally counted, a low number of smaller-than-ordinance-size oaks and walnuts were noted to occur on-site. No California bay (*Umbellularia californica*) or Western Sycamore (*Platanus racemosa*) were found on-site or within the off-site area of potential impact. Several native western elderberry (*Sambucus mexicana*) trees were noted and generally mapped. In addition, various ornamental tree species were noted and generally mapped on-site in the project area, or across the street along the main school campus driveway, or as street trees. Some of the species noted were Chinese elm (*Ulmus parvifolia*), California pepper (*Schinus molle*), eucalyptus (*Eucalyptus sp.*), jacaranda (*Jacaranda mimosifolia*), pine (*Pinus sp.*), ash (*Fraxinus sp.*), liquidambar (*Liquidambar styraciflua*) and southern magnolia (*Magnolia macrophylla*). The ornamental trees were mainly associated with the two residential structures, the driveways, and the previously graded areas of the site.

The surveys were conducted in March and April when the walnuts were emerging from winter dormancy. At the beginning of the surveys, some of the walnuts were still not fully leafed-out, but by the time the surveys were completed, all the walnuts had leafed-out and many displayed catkins. A very few immature walnuts were also noted.

Walnuts were checked for obvious signs of infestation by WTB and TCD. The canopies were checked for flagging of foliage and twig/branch dieback. The trunks, branches and twigs were examined for beetle holes, staining, and telltale cracks that were found in the bark over many of the canker sites. Bark was carefully removed with a field knife from several stems on numerous trees to confirm the presence of the beetle galleries and TCD cankers. Representative photographs of the beetle entry/exit holes, cankers, and cracks can be seen on page four of **Appendix II** of this report. No lab analysis was performed as the symptoms and field findings for both the WTB and TCD were clearly conclusive from comparison with the current literature and from previous field identification by the undersigned arborist. Approximately 78% of the surveyed walnuts displayed mild to severe infestations of WTB and TCD.

Table 1 below summarizes the percentage of surveyed trees by tree type and overall grade.

TABLE 1 Percentages of Surveyed Trees by Tree Type & Grade							
Species	No. of Species Surveyed	% of Total Trees Surveyed	Number / Percent by Grade				
			A	B	C	D	F
<i>So. Ca. Black Walnut</i>	271	86%	0 / 0%	4 / 1%	59 / 22%	199 / 73%	9 / 3%
<i>Coast Live Oak</i>	44	14%	3 / 7%	22 / 50%	16 / 36%	3 / 7%	0 / 0%
TOTALS:	315	100%	3 / 1%	26 / 8%	75 / 24%	202 / 64%	9 / 3%

DISCUSSION

Project Impacts

The applicant is proposing to construct a parking structure located within 5.93± acres of undeveloped parcels across Coldwater Canyon Avenue from Harvard-Westlake School and a pedestrian bridge across Coldwater Canyon Avenue. The parking structure will encroach into an ascending slope adjacent to Coldwater Canyon Avenue. The parking structure will be four (4) levels covering a footprint of approximately 82,047 square-feet and will include approximately 751 spaces and a “Field Turf” athletic practice field on the roof². Approximately 3.01± acres of the project site west of Coldwater Canyon Avenue will be directly impacted by development. Additional, previously developed areas on the east side of Coldwater Canyon Avenue will be directly impacted by development of street improvements, alterations to the intersection, and placement of the stairway building for the bridge. Driveways, ramps, landscape planters, utility and/or equipment boxes, or other appurtenant structures may also be built inside the development envelope. The **Protected Tree Location Exhibit** in **Appendix III** is based on the proposed Site Plan by IDG, Inc.

The double retaining walls proposed for the parking structure will be constructed as soil nail walls without the need for back-cuts or footings. **Appendix V** contains a copy of **Sheet A4.1 - Building**

² Source: Preliminary Geotechnical Investigation Proposed Parking Structure Harvard-Westlake School, prepared by Geotechnical Professionals Inc., July 27, 2010.

Sections, the architect's elevations that illustrate the double retaining walls. According to the shoring engineers (Burnett & Young), soil nail walls are built from the top down without any over-excavation behind the wall. All work takes place in front of the wall. The nails are typically installed on a 5' x 5' grid pattern at a 15 degree downward angle. The first or top nail is usually 2.5' to 3' below the top of wall. The nail lengths are usually equal to the retained height of the wall (40' high wall will have 40' long nails installed at 15 degree downward angle on a 5' horizontal x 5' vertical grid pattern). Equipment sits in front of the wall and works downward to the desired finished grade. The face of the wall is concrete and can be painted, planned with vines, or sculptured to look like large stone, natural rock or others finishes.

For the purposes of our impact analysis, we added a ten-foot construction buffer zone around the limits of the walls, structures, existing street edge, and other improvements. This distance was confirmed as appropriate through discussions with the shoring engineer that designed the retaining walls. The ten foot buffer line was used to determine encroachment, removal or retention for this report.

The **Protected Tree Location Exhibit** in **Appendix III** illustrates the location and retention or removal status of the 315 ordinance-sized oak and walnut trees located within the development area. Ten (10) ordinance-sized oak trees and 94 Southern California black walnut trees onsite fall within the development envelope and are proposed for removal. Three (3) ordinance-sized oak trees and twenty-three (23) Southern California black walnut trees are proposed to have permanent encroachments within their drip line.

Table 2 below summarizes the proposed status of each protected tree. The overall grade for each tree is also noted. The last column indicates the status of the tree as a result of project implementation. In addition to the impacts of the parking structure construction west of Coldwater Canyon Avenue, the other related work, including the relocation of the school's main entrance driveway, moving an existing traffic signal, converting a surface parking lot into a bus loading area and creating a main entrance plaza, will impact several existing ornamental and native species trees located on the east side of the street. Those ornamental trees include pine trees (*Pinus spp.*), floss silk trees (*Ceiba speciosa*), and crepe myrtles (*Lagerstroemia spp.*). The natives include a couple of coast live oaks and a couple of walnuts. The protected native trees are included in the table below.

The non-protected trees are not included in the table, but their general locations are illustrated on the **Protected Tree Location Exhibit** in **Appendix III**.

TABLE 2
Summary of Protected Tree Preservation/Encroachment/Removal

Tree	Species	DBH	Overall Grade	Preserve	Encroach	Remove	Reason for Encroachment/Removal
1	<i>J. californica</i> var. <i>californica</i>	5.5,8	C			✓	Within construction buffer for street improvements
2	<i>J. californica</i> var. <i>californica</i>	5	D			✓	Within construction buffer for street improvements
3	<i>J. californica</i> var. <i>californica</i>	4.5	C			✓	Within construction buffer for street improvements
4	<i>J. californica</i> var. <i>californica</i>	6,4.5, 4,3.5, 5.5	C			✓	Within construction buffer for street improvements
5	<i>J. californica</i> var. <i>californica</i>	2,4, 6.5,5, 8,5	D	✓			
6	<i>J. californica</i> var. <i>californica</i>	7	D		✓		Canopy encroaches into approx. 8' of the construction buffer
7	<i>J. californica</i> var. <i>californica</i>	5	C-		✓		Canopy encroaches into approx. 3' of the construction buffer
8	<i>J. californica</i> var. <i>californica</i>	4.5	D	✓			
9	<i>J. californica</i> var. <i>californica</i>	5,5,7, 6.5,4.5	C		✓		Canopy encroaches into approx. 4' of the construction buffer
10	<i>J. californica</i> var. <i>californica</i>	5,2,5,4	C-		✓		Canopy encroaches into approx. 2' of the construction buffer
11	<i>J. californica</i> var. <i>californica</i>	5,6	C		✓		Canopy encroaches into approx. 12' of the construction buffer
12	<i>J. californica</i> var. <i>californica</i>	5	D		✓		Canopy encroaches into approx. 3' of the construction buffer
13	<i>J. californica</i> var. <i>californica</i>	4	C-		✓		Canopy encroaches into approx. 3' of the construction buffer
14	<i>J. californica</i> var. <i>californica</i>	5,4,6	C	✓			
15	<i>J. californica</i> var. <i>californica</i>	2.5,3, 3.5	C-	✓			
16	<i>J. californica</i> var. <i>californica</i>	5.5	D	✓			
17	<i>J. californica</i> var. <i>californica</i>	2.5,2.5	D	✓			
18	<i>J. californica</i> var. <i>californica</i>	1.5,2.5	C	✓			

*Protected Tree Report
Harvard-Westlake School Parking Structure*

Tree	Species	DBH	Overall Grade	Preserve	Encroach	Remove	Reason for Encroachment/ Removal
19	<i>J. californica</i> var. <i>californica</i>	3.5,2	D	✓			
20	<i>J. californica</i> var. <i>californica</i>	5.5	C	✓			
21	<i>J. californica</i> var. <i>californica</i>	6,5	D	✓			
22	<i>J. californica</i> var. <i>californica</i>	5,6	D	✓			
23	<i>J. californica</i> var. <i>californica</i>	3.5,7, 6.5	D	✓			
24	<i>J. californica</i> var. <i>californica</i>	6.5	D	✓			
25	<i>J. californica</i> var. <i>californica</i>	4	D	✓			
26	<i>J. californica</i> var. <i>californica</i>	7.5,4, 7.5,6.5	D	✓			
27	<i>J. californica</i> var. <i>californica</i>	6	D	✓			
28	<i>J. californica</i> var. <i>californica</i>	6.5,3,5	D	✓			
29	<i>J. californica</i> var. <i>californica</i>	4,6,6.5	C-	✓			
30	<i>J. californica</i> var. <i>californica</i>	7,7	C	✓			
31	<i>J. californica</i> var. <i>californica</i>	10	D	✓			
32	<i>J. californica</i> var. <i>californica</i>	4.5,3.5,3.5 , 5.5,5.5	C	✓			
33	<i>J. californica</i> var. <i>californica</i>	10,8,5,11. 5	C	✓			
34	<i>J. californica</i> var. <i>californica</i>	3,2,5	D	✓			
35	<i>J. californica</i> var. <i>californica</i>	5.5	C-	✓			
36	<i>J. californica</i> var. <i>californica</i>	9.5	C	✓			
37	<i>J. californica</i> var. <i>californica</i>	9.5	C	✓			
38	<i>J. californica</i> var. <i>californica</i>	6,6.5	D	✓			
39	<i>J. californica</i> var. <i>californica</i>	8	D	✓			
40	<i>J. californica</i> var. <i>californica</i>	5,5.5, 8.5	D	✓			
41	<i>J. californica</i> var. <i>californica</i>	6,7,6.5	D	✓			
42	<i>J. californica</i> var. <i>californica</i>	6,6.5	D	✓			
43	<i>J. californica</i> var. <i>californica</i>	5	D	✓			
44	<i>J. californica</i> var. <i>californica</i>	5	D	✓			

*Protected Tree Report
Harvard-Westlake School Parking Structure*

Tree	Species	DBH	Overall Grade	Preserve	Encroach	Remove	Reason for Encroachment/ Removal
45	<i>J. californica</i> var. <i>californica</i>	6.5	D	✓			
46	<i>J. californica</i> var. <i>californica</i>	6.5,7, 3.5,4.5	D	✓			
47	<i>J. californica</i> var. <i>californica</i>	5.5	D	✓			
48	<i>J. californica</i> var. <i>californica</i>	5,4	D	✓			
49	<i>J. californica</i> var. <i>californica</i>	3,4,3,3	D	✓			
50	<i>J. californica</i> var. <i>californica</i>	5.5	D	✓			
51	<i>J. californica</i> var. <i>californica</i>	8,6.5	D	✓			
52	<i>J. californica</i> var. <i>californica</i>	8.5,6.5	D	✓			
53	<i>J. californica</i> var. <i>californica</i>	7.5,7	D	✓			
54	<i>J. californica</i> var. <i>californica</i>	7	D	✓			
55	<i>J. californica</i> var. <i>californica</i>	4	D	✓			
56	<i>J. californica</i> var. <i>californica</i>	6,2	D	✓			
57	<i>J. californica</i> var. <i>californica</i>	8	D	✓			
58	<i>Q. agrifolia</i>	12	B	✓			
59	<i>J. californica</i> var. <i>californica</i>	7.5,6, 5,7.5	D	✓			
60	<i>J. californica</i> var. <i>californica</i>	4,4,5, 5,3,5, 4,2,5, 4,5,5, 4,5,3.5	C	✓			
61	<i>J. californica</i> var. <i>californica</i>	4	D	✓			
62	<i>J. californica</i> var. <i>californica</i>	7,6,7, 8,5, 6, 8.5,6.5	D	✓			
63	<i>J. californica</i> var. <i>californica</i>	6,9	D	✓			
64	<i>J. californica</i> var. <i>californica</i>	5,4	C	✓			
65	<i>J. californica</i> var. <i>californica</i>	4,2	D	✓			
66	<i>J. californica</i> var. <i>californica</i>	5,4,5, 3,2.5, 2.5	D	✓			
67	<i>J. californica</i> var. <i>californica</i>	1.5,4, 5.5,3, 2.5, 1.5,2,8	C			✓	Within construction buffer for street improvements
68	<i>J. californica</i> var. <i>californica</i>	8.5,10	D			✓	Within construction buffer for street improvements
69	<i>J. californica</i> var. <i>californica</i>	5.5	D	✓			

*Protected Tree Report
Harvard-Westlake School Parking Structure*

Tree	Species	DBH	Overall Grade	Preserve	Encroach	Remove	Reason for Encroachment/ Removal
70	<i>J. californica</i> var. <i>californica</i>	6	D	✓			
71	<i>J. californica</i> var. <i>californica</i>	4.5	D	✓			
72	<i>J. californica</i> var. <i>californica</i>	2,2.5	D	✓			
73	<i>J. californica</i> var. <i>californica</i>	5,2.5	D	✓			
74	<i>J. californica</i> var. <i>californica</i>	6,4.5	D	✓			
75	<i>J. californica</i> var. <i>californica</i>	12,9, 4.5,9, 9.5,6.5	D	✓			
76	<i>J. californica</i> var. <i>californica</i>	3.5,3	D	✓			
77	<i>J. californica</i> var. <i>californica</i>	9,6.5, 7.5,9, 10.5, 10.5, 4.5,8,	D	✓			
78	<i>J. californica</i> var. <i>californica</i>	8	D	✓			
79	<i>J. californica</i> var. <i>californica</i>	9,7.5, 10.5,7,7.5	D		✓		Canopy encroaches into approx. 14' of the construction buffer
80	<i>J. californica</i> var. <i>californica</i>	3.5,6.5	F	✓			
81	<i>J. californica</i> var. <i>californica</i>	2.5,4, 2.5	F	✓			
82	<i>J. californica</i> var. <i>californica</i>	7,5	F	✓			
83	<i>J. californica</i> var. <i>californica</i>	5,7,7, 4.5	C-	✓			
84	<i>J. californica</i> var. <i>californica</i>	3,4,4, 5.5	D	✓			
85	<i>J. californica</i> var. <i>californica</i>	7	D	✓			
86	<i>J. californica</i> var. <i>californica</i>	8.5,6, 7,8,8	C-	✓			
87	<i>J. californica</i> var. <i>californica</i>	5,5,6.5	C	✓			
88	<i>J. californica</i> var. <i>californica</i>	7.5,7, 7.5,8,7	C	✓			
89	<i>J. californica</i> var. <i>californica</i>	2,2,2.5	B		✓		Canopy encroaches into approx. 4' of the construction buffer
90	<i>J. californica</i> var. <i>californica</i>	2,1.5, 1,2.5,2	C			✓	Within 10' construction buffer
91	<i>J. californica</i> var. <i>californica</i>	3.5,2, 2,3.5, 6,4.5,5	D	✓			
92	<i>J. californica</i> var. <i>californica</i>	4	D		✓		Canopy encroaches into approx. 11' of the construction buffer

Tree	Species	DBH	Overall Grade	Preserve	Encroach	Remove	Reason for Encroachment/ Removal
93	<i>J. californica</i> var. <i>californica</i>	7,5.5, 13, 13.5,7	C			✓	Within 10' construction buffer
94	<i>J. californica</i> var. <i>californica</i>	10.5	D			✓	Within development envelope
95	<i>J. californica</i> var. <i>californica</i>	1.5,2, 2.5	C-			✓	Within development envelope
96	<i>J. californica</i> var. <i>californica</i>	2.5,3, 2.5	C			✓	Within development envelope
97	<i>J. californica</i> var. <i>californica</i>	4.5,4, 4.5.5,4	C			✓	Within development envelope
98	<i>J. californica</i> var. <i>californica</i>	14,5.5,3.5, 6	C			✓	Within development envelope
99	<i>J. californica</i> var. <i>californica</i>	1,1.5, 2,1,2.5	C			✓	Within development envelope
100	<i>J. californica</i> var. <i>californica</i>	2,2, 1.5,2	C+			✓	Within development envelope
101	<i>J. californica</i> var. <i>californica</i>	4,3.5	C			✓	Within development envelope
102	<i>J. californica</i> var. <i>californica</i>	7,8.5, 6,4	C			✓	Within development envelope
103	<i>J. californica</i> var. <i>californica</i>	6, 9	B-			✓	Within development envelope
104	<i>J. californica</i> var. <i>californica</i>	6, 8	B-			✓	Within development envelope
105	<i>J. californica</i> var. <i>californica</i>	5.5	C	✓			
106	<i>J. californica</i> var. <i>californica</i>	4.5,2.5	C	✓			
107	<i>J. californica</i> var. <i>californica</i>	7,10.5,7.5, 11.5,7	C-		✓		Canopy encroaches into approx. 4' of the construction buffer
108	<i>J. californica</i> var. <i>californica</i>	5.5,5, 5.5,3, 4, 8, 4.5, 9.5,4.5	D			✓	Within development envelope
109	<i>J. californica</i> var. <i>californica</i>	7	D			✓	Within development envelope
110	<i>J. californica</i> var. <i>californica</i>	7.5	D			✓	Within 10' construction buffer
111	<i>J. californica</i> var. <i>californica</i>	8, 6.5, 9.5, 13.5	D			✓	Within 10' construction buffer
112	<i>J. californica</i> var. <i>californica</i>	8.5	D		✓		Canopy encroaches into approx. 1' of the construction buffer
113	<i>J. californica</i> var. <i>californica</i>	10	D-		✓		Canopy encroaches into approx. 4' of the construction buffer
114	<i>J. californica</i> var. <i>californica</i>	6,7.5	D-	✓			
115	<i>J. californica</i> var. <i>californica</i>	7	D-	✓			
116	<i>J. californica</i> var. <i>californica</i>	8,6	F	✓			

Tree	Species	DBH	Overall Grade	Preserve	Encroach	Remove	Reason for Encroachment/ Removal
117	<i>J. californica</i> var. <i>californica</i>	5,5,6	F	✓			
118	<i>J. californica</i> var. <i>californica</i>	6,4,3, 5.5,5	D	✓			
119	<i>J. californica</i> var. <i>californica</i>	4,4,5,6	D	✓			
120	<i>J. californica</i> var. <i>californica</i>	4	F	✓			
121	<i>J. californica</i> var. <i>californica</i>	6.5,7, 7,5.5	D	✓			
122	<i>J. californica</i> var. <i>californica</i>	8,5	D	✓			
123	<i>J. californica</i> var. <i>californica</i>	5	D	✓			
124	<i>J. californica</i> var. <i>californica</i>	7,4.5, 5.5	D	✓			
125	<i>J. californica</i> var. <i>californica</i>	6	D	✓			
126	<i>J. californica</i> var. <i>californica</i>	9,7	D		✓		Canopy encroaches into approx. 13' of the construction buffer
127	<i>J. californica</i> var. <i>californica</i>	5,5,6, 6.5	D			✓	Within 10' construction buffer
128	<i>J. californica</i> var. <i>californica</i>	10,8,7,4,9, 9	D			✓	Within 10' construction buffer
129	<i>J. californica</i> var. <i>californica</i>	6.5,5,6	D		✓		Canopy encroaches into approx. 31' of the construction buffer
130	<i>J. californica</i> var. <i>californica</i>	9	D			✓	Within development envelope
131	<i>J. californica</i> var. <i>californica</i>	8.5,3	D			✓	Within development envelope
132	<i>J. californica</i> var. <i>californica</i>	8,4	D			✓	Within development envelope
133	<i>J. californica</i> var. <i>californica</i>	7,8,9,5	D			✓	Within development envelope
134	<i>J. californica</i> var. <i>californica</i>	5.5,7	D			✓	Within development envelope
135	<i>J. californica</i> var. <i>californica</i>	9,7	D			✓	Within development envelope
136	<i>J. californica</i> var. <i>californica</i>	3,4	D		✓		Canopy encroaches into approx. 5' of the construction buffer
137	<i>J. californica</i> var. <i>californica</i>	6,5.5, 6.5,5	D	✓			
138	<i>J. californica</i> var. <i>californica</i>	4	D		✓		Canopy encroaches into approx. 5' of the construction buffer
139	<i>J. californica</i> var. <i>californica</i>	5	D	✓			
140	<i>J. californica</i> var. <i>californica</i>	5	D	✓			

Tree	Species	DBH	Overall Grade	Preserve	Encroach	Remove	Reason for Encroachment/ Removal
141	<i>J. californica</i> var. <i>californica</i>	5	D	✓			
142	<i>J. californica</i> var. <i>californica</i>	4,4,4,5	D	✓			
143	<i>J. californica</i> var. <i>californica</i>	5,4,3	D	✓			
144	<i>J. californica</i> var. <i>californica</i>	5,5,5, 3,1,5	D	✓			
145	<i>J. californica</i> var. <i>californica</i>	5,4,6, 4.5,12,5,8. 5, 7.5	D	✓			
146	<i>J. californica</i> var. <i>californica</i>	3.5, 4, 3.5, 3.5,4.5	D	✓			
147	<i>J. californica</i> var. <i>californica</i>	4,4,5, 4,4,5, 3.5,5, 3,2	D	✓			
148	<i>J. californica</i> var. <i>californica</i>	4.5	D	✓			
149	<i>J. californica</i> var. <i>californica</i>	4,4,5, 4,4,5	D	✓			
150	<i>J. californica</i> var. <i>californica</i>	6	D	✓			
151	<i>J. californica</i> var. <i>californica</i>	4.5,3,4	D	✓			
152	<i>J. californica</i> var. <i>californica</i>	5,6,3.5	D	✓			
153	<i>J. californica</i> var. <i>californica</i>	4.5,3, 4.5,4	D	✓			
154	<i>J. californica</i> var. <i>californica</i>	5.5	D	✓			
155	<i>J. californica</i> var. <i>californica</i>	5,4.5, 4,4, 4.5,4, 4,5.5, 4.5,5	D	✓			
156	<i>J. californica</i> var. <i>californica</i>	5,5,6, 4,7,7.5	D			✓	Within development envelope
157	<i>J. californica</i> var. <i>californica</i>	6,9, 5.5,7,8	D			✓	Within development envelope
158	<i>J. californica</i> var. <i>californica</i>	10.5,8	D			✓	Within development envelope
159	<i>J. californica</i> var. <i>californica</i>	9,6	D			✓	Within development envelope
160	<i>J. californica</i> var. <i>californica</i>	9.5	D			✓	Within development envelope
161	<i>J. californica</i> var. <i>californica</i>	9.5	D			✓	Within development envelope
162	<i>J. californica</i> var. <i>californica</i>	8	D			✓	Within development envelope
163	<i>J. californica</i> var. <i>californica</i>	4.5,3.5	D			✓	Within development envelope
164	<i>J. californica</i> var. <i>californica</i>	7,5,5	D	✓			

Tree	Species	DBH	Overall Grade	Preserve	Encroach	Remove	Reason for Encroachment/ Removal
165	<i>J. californica</i> var. <i>californica</i>	6.5,4	D	✓			
166	<i>J. californica</i> var. <i>californica</i>	4,4	D	✓			
167	<i>J. californica</i> var. <i>californica</i>	7,6.5, 6.5, 4.5, 3.5,5	D	✓			
168	<i>J. californica</i> var. <i>californica</i>	7.5,9, 10.5	D			✓	Within development envelope
169	<i>J. californica</i> var. <i>californica</i>	6,6.5, 6.5	D			✓	Within development envelope
170	<i>J. californica</i> var. <i>californica</i>	6.5	D			✓	Within development envelope
171	<i>J. californica</i> var. <i>californica</i>	9,5,5, 6.5	D			✓	Within development envelope
172	<i>J. californica</i> var. <i>californica</i>	6.5,5, 5.5,5, 3.5,4, 10	D			✓	Within development envelope
173	<i>J. californica</i> var. <i>californica</i>	6.5,4	D			✓	Within development envelope
174	<i>J. californica</i> var. <i>californica</i>	7.5	D			✓	Within development envelope
175	<i>J. californica</i> var. <i>californica</i>	3,2.5	D			✓	Within development envelope
176	<i>J. californica</i> var. <i>californica</i>	8,5	D			✓	Within development envelope
177	<i>J. californica</i> var. <i>californica</i>	4.5, 3.5, 3.5,3, 3.5	D			✓	Within development envelope
178	<i>J. californica</i> var. <i>californica</i>	4.5	D			✓	Within development envelope
179	<i>J. californica</i> var. <i>californica</i>	5.5	D			✓	Within development envelope
180	<i>J. californica</i> var. <i>californica</i>	10,8.5	D			✓	Within development envelope
181	<i>Q. agrifolia</i>	2,2.5	B			✓	Within development envelope
182	<i>J. californica</i> var. <i>californica</i>	9,8	D			✓	Within development envelope
183	<i>J. californica</i> var. <i>californica</i>	5	D			✓	Within development envelope
184	<i>J. californica</i> var. <i>californica</i>	4.5,6, 7,8	D			✓	Within development envelope
185	<i>J. californica</i> var. <i>californica</i>	14,19	D			✓	Within development envelope
186	<i>J. californica</i> var. <i>californica</i>	10	D			✓	Within development envelope
187	<i>J. californica</i> var. <i>californica</i>	5	D			✓	Within development envelope
188	<i>J. californica</i> var. <i>californica</i>	6,6.5, 9.5	C			✓	Within development envelope
189	<i>J. californica</i> var. <i>californica</i>	4.5,4	C			✓	Within development envelope
190	<i>J. californica</i> var. <i>californica</i>	8.5,11,12	C			✓	Within development envelope

Tree	Species	DBH	Overall Grade	Preserve	Encroach	Remove	Reason for Encroachment/ Removal
191	<i>J. californica</i> var. <i>californica</i>	6,8	D			✓	Within development envelope
192	<i>J. californica</i> var. <i>californica</i>	9	C			✓	Within development envelope
193	<i>J. californica</i> var. <i>californica</i>	7,10.5	C	✓			
194	<i>J. californica</i> var. <i>californica</i>	6	C	✓			
195	<i>J. californica</i> var. <i>californica</i>	3,4.5	D	✓			
196	<i>J. californica</i> var. <i>californica</i>	7.5,8, 7.5,4.5	D	✓			
197	<i>J. californica</i> var. <i>californica</i>	7.5,8, 7.5,4, 4.5	C-	✓			
198	<i>J. californica</i> var. <i>californica</i>	3,2,2	D	✓			
199	<i>J. californica</i> var. <i>californica</i>	8.5	D	✓			
200	<i>J. californica</i> var. <i>californica</i>	9.5,3.5	D	✓			
201	<i>J. californica</i> var. <i>californica</i>	8,12,4,12	C	✓			
202	<i>J. californica</i> var. <i>californica</i>	6.5	D	✓			
203	<i>J. californica</i> var. <i>californica</i>	2,2,6	D	✓			
204	<i>J. californica</i> var. <i>californica</i>	10,6	C	✓			
205	<i>J. californica</i> var. <i>californica</i>	10.5	F	✓			
206	<i>J. californica</i> var. <i>californica</i>	8.5	C	✓			
207	<i>J. californica</i> var. <i>californica</i>	4,6,7.5	D	✓			
208	<i>J. californica</i> var. <i>californica</i>	6	C	✓			
209	<i>J. californica</i> var. <i>californica</i>	6,4	F	✓			
210	<i>Q. agrifolia</i>	16.5	D	✓			
211	<i>J. californica</i> var. <i>californica</i>	12,4	D	✓			
212	<i>Q. agrifolia</i>	4,4.5	C	✓			
213	<i>J. californica</i> var. <i>californica</i>	6.5,4	D	✓			
214	<i>J. californica</i> var. <i>californica</i>	6.5,5.5	C	✓			
215	<i>J. californica</i> var. <i>californica</i>	3.5,4	D	✓			
216	<i>J. californica</i> var. <i>californica</i>	6	D	✓			
217	<i>J. californica</i> var. <i>californica</i>	5	D	✓			

Tree	Species	DBH	Overall Grade	Preserve	Encroach	Remove	Reason for Encroachment/ Removal
218	<i>J. californica</i> var. <i>californica</i>	4,1	D	✓			
219	<i>J. californica</i> var. <i>californica</i>	4.5	D	✓			
220	<i>J. californica</i> var. <i>californica</i>	6	D	✓			
221	<i>Q. agrifolia</i>	5,16	D		✓		Canopy encroaches into approx. 12' of the construction buffer
222	<i>J. californica</i> var. <i>californica</i>	7.5	D		✓		Canopy encroaches into approx. 8' of the construction buffer
223	<i>J. californica</i> var. <i>californica</i>	7,3,7.5	D			✓	Within development envelope
224	<i>J. californica</i> var. <i>californica</i>	4	D			✓	Within development envelope
225	<i>Q. agrifolia</i>	17	B			✓	Within development envelope
226	<i>J. californica</i> var. <i>californica</i>	8.5	D			✓	Within development envelope
227	<i>J. californica</i> var. <i>californica</i>	8.5	D			✓	Within development envelope
228	<i>Q. agrifolia</i>	5.5	D			✓	Within development envelope
229	<i>J. californica</i> var. <i>californica</i>	12.5, 10	D			✓	Within development envelope
230	<i>Q. agrifolia</i>	13,5	C			✓	Within development envelope
231	<i>J. californica</i> var. <i>californica</i>	4.5,4, 4.5,10,4.5	D			✓	Within development envelope
232	<i>J. californica</i> var. <i>californica</i>	8	D			✓	Within development envelope
233	<i>J. californica</i> var. <i>californica</i>	6	D			✓	Within 10' construction buffer
234	<i>Q. agrifolia</i>	11.5,3,2.5, 8.5	C	✓			
235	<i>J. californica</i> var. <i>californica</i>	5.5,5	D	✓			
236	<i>J. californica</i> var. <i>californica</i>	6.5	D	✓			
237	<i>J. californica</i> var. <i>californica</i>	6	D	✓			
238	<i>J. californica</i> var. <i>californica</i>	6.5	C-	✓			
239	<i>J. californica</i> var. <i>californica</i>	2.5,3,7	C-	✓			
240	<i>J. californica</i> var. <i>californica</i>	4.5,4.5	F	✓			
241	<i>J. californica</i> var. <i>californica</i>	6.5,6, 10	D			✓	Within 10' construction buffer
242	<i>J. californica</i> var. <i>californica</i>	6.5,5	C-			✓	Within 10' construction buffer

Tree	Species	DBH	Overall Grade	Preserve	Encroach	Remove	Reason for Encroachment/ Removal
243	<i>J. californica</i> var. <i>californica</i>	7.5,8, 7.5	D			✓	Within 10' construction buffer
244	<i>J. californica</i> var. <i>californica</i>	8.5	D			✓	Within development envelope
245	<i>J. californica</i> var. <i>californica</i>	9.5	D			✓	Within development envelope
246	<i>J. californica</i> var. <i>californica</i>	13	D-			✓	Within development envelope
247	<i>J. californica</i> var. <i>californica</i>	2.5,5	D			✓	Within development envelope
248	<i>J. californica</i> var. <i>californica</i>	4.5	D			✓	Within 10' construction buffer
249	<i>J. californica</i> var. <i>californica</i>	8	D			✓	Within 10' construction buffer
250	<i>J. californica</i> var. <i>californica</i>	12,13	D			✓	Within 10' construction buffer
251	<i>J. californica</i> var. <i>californica</i>	12	D			✓	Within development envelope
252	<i>J. californica</i> var. <i>californica</i>	14,11,12	C-			✓	Within development envelope
253	<i>Q. agrifolia</i>	6	C-			✓	Within development envelope
254	<i>Q. agrifolia</i>	4	C			✓	Within development envelope
255	<i>J. californica</i> var. <i>californica</i>	13,14,20	D			✓	Within development envelope
256	<i>J. californica</i> var. <i>californica</i>	11,13	D			✓	Within development envelope
257	<i>J. californica</i> var. <i>californica</i>	6	D			✓	Within development envelope
258	<i>Q. agrifolia</i>	7,4.5, 7,15	B			✓	Within 10' construction buffer
259	<i>Q. agrifolia</i>	4,8,5	B-	✓			
260	<i>Q. agrifolia</i>	6,5	C	✓			
261	<i>Q. agrifolia</i>	7,11	B-	✓			
262	<i>Q. agrifolia</i>	12.5	C-	✓			
263	<i>Q. agrifolia</i>	6,8	C	✓			
264	<i>Q. agrifolia</i>	10	C	✓			
265	<i>Q. agrifolia</i>	11,11	B	✓			
266	<i>Q. agrifolia</i>	11	B-	✓			
267	<i>Q. agrifolia</i>	5.5,5.5	C	✓			
268	<i>Q. agrifolia</i>	8,9	B	✓			
269	<i>Q. agrifolia</i>	9,1	B	✓			
270	<i>Q. agrifolia</i>	3,1	C	✓			
271	<i>Q. agrifolia</i>	13.5, 22	B	✓			
272	<i>Q. agrifolia</i>	9	C+	✓			
273	<i>Q. agrifolia</i>	26	B	✓			
274	<i>J. californica</i> var. <i>californica</i>	8,8	D	✓			
275	<i>Q. agrifolia</i>	13	C	✓			
276	<i>Q. agrifolia</i>	12.5	C	✓			

Tree	Species	DBH	Overall Grade	Preserve	Encroach	Remove	Reason for Encroachment/ Removal
277	<i>J. californica</i> var. <i>californica</i>	9,3.5	D	✓			
278	<i>J. californica</i> var. <i>californica</i>	2,8.5, 7.5	D	✓			
279	<i>J. californica</i> var. <i>californica</i>	8,5,5.5	D	✓			
280	<i>J. californica</i> var. <i>californica</i>	5.5	D	✓			
281	<i>Q. agrifolia</i>	8.5	C	✓			
282	<i>Q. agrifolia</i>	5.5,7	C	✓			
283	<i>Q. agrifolia</i>	11.5	B-	✓			
284	<i>Q. agrifolia</i>	22	B	✓			
285	<i>Q. agrifolia</i>	10.5	B-	✓			
286	<i>J. californica</i> var. <i>californica</i>	6,6	D	✓			
287	<i>J. californica</i> var. <i>californica</i>	6.5,6, 8.5, 4.5,8	D	✓			
288	<i>Q. agrifolia</i>	11	B	✓			
289	<i>J. californica</i> var. <i>californica</i>	6	D	✓			
290	<i>Q. agrifolia</i>	14.5	B	✓			
291	<i>J. californica</i> var. <i>californica</i>	4.5	D	✓			
292	<i>J. californica</i> var. <i>californica</i>	5,9,6, 3.5	D	✓			
293	<i>J. californica</i> var. <i>californica</i>	2.5,2,3	D	✓			
294	<i>J. californica</i> var. <i>californica</i>	8.5,5, 12	D	✓			
295	<i>J. californica</i> var. <i>californica</i>	14	D		✓		Canopy encroaches into approx. 9' of the construction buffer
296	<i>J. californica</i> var. <i>californica</i>	4	D			✓	Within 10' construction buffer
297	<i>J. californica</i> var. <i>californica</i>	8,4.5, 3,7	D		✓		Canopy encroaches into approx. 2' of the construction buffer
298	<i>J. californica</i> var. <i>californica</i>	13	D			✓	Within 10' construction buffer
299	<i>J. californica</i> var. <i>californica</i>	6,6.5	D			✓	Within 10' construction buffer
300	<i>Q. agrifolia</i>	13.5, 17.5	B			✓	Within 10' construction buffer
301	<i>Q. agrifolia</i>	11.5	B-			✓	Within 10' construction buffer
302	<i>J. californica</i> var. <i>californica</i>	7	D			✓	Within development envelope
303	<i>J. californica</i> var. <i>californica</i>	5	D			✓	Within development envelope
304	<i>J. californica</i> var. <i>californica</i>	8,10	D			✓	Within development envelope

Tree	Species	DBH	Overall Grade	Preserve	Encroach	Remove	Reason for Encroachment/ Removal
305	<i>Q. agrifolia</i>	15.5	B-			✓	Within development envelope
306	<i>J. californica</i> var. <i>californica</i>	17.5, 17	C-			✓	Within 10' construction buffer
307	<i>J. californica</i> var. <i>californica</i>	12.5, 9.5	C-		✓		Canopy encroaches into approx. 11' of the construction buffer
308	<i>J. californica</i> var. <i>californica</i>	22.5	C-			✓	Within 10' construction buffer
309	<i>J. californica</i> var. <i>californica</i>	20.5	C		✓		Canopy encroaches into approx. 4' of the construction buffer
310	<i>Q. agrifolia</i>	6.5	B-	✓			
311	<i>Q. agrifolia</i>	2.5, 2	A	✓			
312	<i>J. californica</i> var. <i>californica</i>	4, 2	B		✓		Canopy encroaches into approx. 2' of the construction buffer
313	<i>Q. agrifolia</i>	5.5, 3.5, 3	A		✓		Canopy encroaches into approx. 3' of the construction buffer
314	<i>Q. agrifolia</i>	6	A	✓			
315	<i>Q. agrifolia</i>	13	B-		✓		Canopy encroaches into approx. 3' of the construction buffer
TOTALS				185	26	104	

Notes:

- The 315 trees listed above include all trees onsite subject to the City of Los Angeles Tree Ordinance.
- None of the trees surveyed were evaluated for Heritage or Historic Monument status because the guidelines for these designations in the City of Los Angeles are not explicit. Review of these designations by the City Forester is recommended.

Table 3 summarizes the proposed removal tree percentages by tree type and grade. The percent by grade factor reflects the percent of the removal trees, not the percent of the overall species surveyed.

Species	No. of Species Surveyed	No. of Species Removed	Removal No. & % by Grade				
			A	B	C	D	F
<i>So. Ca. Black Walnut</i>	271	94	0 / 0%	2 / 2%	18 / 19%	74 / 79%	0 / 0%
<i>Coast Live Oak</i>	44	10	0 / 0%	6 / 60%	3 / 30%	1 / 10%	0 / 0%
TOTALS	315	104	0 / 0%	8 / 8%	19 / 19%	75 / 73%	0 / 0%

Influence of Construction Related Activities

Soil compaction crushes pore spaces, inhibits the natural exchange of gases between the feeder roots and the atmosphere, and restricts water percolation to the root zone. This alteration of the gas and water balance in the soil can kill roots and inhibit the growth of the oaks and walnuts, weakening them and making them more susceptible to insects and diseases. Soil compaction under a tree can cause serious root damage and crown loss over an extended period of time. Walnuts and oaks are both sensitive to soil compaction.

Grade-changes within the drip line and root zone of the oaks and walnuts may directly lead to injury or death of the tree. Removing soil around oak and walnut trees results in the shallow feeder roots being cut, damaged, or exposed by the scraping away of topsoil. This reduces the tree's ability to take up water and nutrients from the soil. The placement of fill soil under oak and walnut trees covers the feeder root system and reduces soil aeration and gas exchange. When deprived of oxygen, the roots of oak and walnut trees can suffocate, resulting in death of the tree over time. Both oaks and walnuts are highly sensitive to grade changes in their root zones.

Changes to the site's drainage pattern and/or water table may have a negative effect on oak and walnut trees. The placement of fill material beyond the tree's canopy may result in change in drainage or water movement so that soil under the tree becomes saturated, which may result in the weakening of the tree and an increased susceptibility to basal trunk or root rot. Extensive cuts away from trees may also change drainage patterns and cause the soil to dry more rapidly in the summer. The result can be insufficient moisture available to the trees. This lack of available water may result in the death of the tree or may weaken the tree causing a greater susceptibility to disease.

CONCLUSIONS

Implementation of the proposed parking structure and access driveways will impact approximately 3.01 acres of the 5.93± acres Harvard-Westlake property located west of Coldwater Canyon Boulevard. In addition, the eastern frontage of Coldwater Canyon Boulevard and the intersection of Coldwater Canyon and Harvard-Westlake associated with the main campus east of Coldwater Canyon will be altered to accommodate street improvements, an intersection change, and the construction of the pedestrian bridge and stairwell. Of the 315 protected trees inventoried for the project, 104 are proposed for removal, 26 are proposed to sustain permanent encroachment, and 185

are proposed to be preserved in place. The proposed removal trees include 10 oaks and 94 walnuts. The proposed encroachment trees include three (3) oaks and 23 walnuts.

RECOMMENDATIONS

General Recommendations

The following recommendations apply to the project as a whole, pertinent to all protected trees:

1. The applicant shall be responsible for notifying the Advisory Agency and/or the City Forester of any changes in the scope of the work and shall ensure that all work is performed in accordance with applicable ordinances, permits, and procedures. Work performed within the drip line of the trees shall be preceded by not less than 48 hours notice to the City Forester and the project's Arborist (Certified/Registered Arborist).
2. Equipment, materials, and vehicles shall not be stored, parked or operated within the drip line of a protected tree.
3. Removal of the natural leaf mulch within the drip line of the protected trees onsite is prohibited except where absolutely necessary AND as approved by the project's Arborist.
4. All trees not approved for encroachment shall be fenced prior to commencement of grading operations, and shall remain fenced until the City Forester approves removal of fencing.
5. Any pruning, including dead wooding, shall be performed in compliance with the latest ANSI pruning standards by a certified arborist (or certified tree worker) or under direction of a certified arborist. Smaller limbs should be tied back out of the way to avoid unnecessary pruning for equipment clearance.
6. Within 10 working days of completion of the work approved under this permit, the tree consultant shall provide a project certification letter to the City Forester. The applicant shall be responsible for notifying and coordinating all conditions with the City Forester and the project's Arborist.

Mitigation for Removals

Removal trees shall be mitigated for according to the City of Los Angeles Municipal Code 17.05 §R (4 & 5) as amended by Ordinance Number 177404, effective 4/23/06, and to the satisfaction of the City's Chief Forester (Bureau of Street Services, Forestry Division), and the Board of Public

Works. Current Board of Public Works policy has increased the minimum requirement for protected tree replacement to 4:1. The Forestry Division will determine the final stock size and locations of mitigation plantings.

Mitigation recommendations for the protected oak and walnut trees are outlined below. Ten (10) oak trees and 94 Southern California black walnut tree are proposed to be removed by the Harvard-Westlake School Parking Structure project.

1. Given the significantly diseased condition of most of the walnut trees to be removed and the fact that there is currently no treatment available for the “thousand cankers disease” from which they suffer, we do **not** recommend the planting of any new Southern California black walnuts.
2. To comply with the 4:1 replacement ratio, at least 416 mitigation trees should be planted on-site in the remaining open space areas of the Harvard-Westlake property. See **Appendix IV** for the **Conceptual Mitigation Planting Plan**. Color coding on the plan calls out areas potentially suited for the recommended mitigation trees for the site: Coast live oak (*Q. agrifolia*), California scrub oak (*Quercus berberidifolia*), western sycamore (*platanus racemosa*), and Mexican elderberry (*Sambucus mexicana*).
3. Mitigation trees of the species called out herein may also be planted in the newly landscaped areas of the project as approved by the City Forester.
4. City guidelines for mitigation trees call for “15-gallon specimen[s] measuring one inch or more in diameter at a point one foot above the base and not less than seven feet in height, measured from the base.” However, given that the majority of the removal trees are walnuts in poor condition that should not be replaced “in-kind”, it is recommended that a range of smaller container sizes (such as one to five gallon) be allowed for mitigation trees in this project. Multi-stemmed trees should be allowed for mitigation purposes. The City Forester shall determine the final container sizes acceptable for each replacement species.
5. Mitigation trees should be planted in groups, or clusters, of three to five trees in a circular or triangular pattern to mimic natural groups of trees. The City Forester shall determine the final placement of each replacement tree and/or group of trees on a Final Mitigation Planting Plan.
6. The replacement trees must be planted by a Tree Expert, as defined by the City of Los Angeles

Municipal Code, and carefully planted to maximize likelihood of survival.

7. All plantings will be generously watered immediately after planting and maintained for three years from the date of planting.
8. The project applicant shall post a bond acceptable to the City Engineer to guarantee the survival of these replacement trees and shall provide protected tree maintenance information to the landscape maintenance contractor responsible for the mitigation trees.
9. The Applicant shall provide a copy of the final tree removal permit conditions of approval to the project's Arborist.
10. The project's Arborist shall review the final landscape plan for compliance with the recommendations of this report and the final tree removal permit conditions of approval.
11. The project's Arborist shall be notified within one week prior to the commencement of mitigation tree planting.
12. Within 30 days of all mitigation trees being planted, the project's Arborist shall inspect the plantings with the landscape contractor and an "As-Built" Mitigation Planting Plan shall be prepared by the project's Arborist and/or landscape architect on the Landscape & Irrigation Plan. This "as-built" plan shall be used to document the baseline placement and irrigation status of the mitigation trees for future monitoring visits by the project's Arborist and will be used for the first mitigation trees monitoring report.
13. Three years of mitigation tree monitoring shall be documented by the project's Arborist to the Applicant and the City Forester through a number of regularly scheduled site inspections and reports. The number and sequence of inspections over the three year period will be determined at the discretion of the City Forester in the final tree removal permit conditions of approval.
14. Walnut trees that are not impacted by the project, but die from Thousand Cankers Disease during the course of the project construction and post-project monitoring should be documented in the monitoring reports and recommendations for their removal may be made in the monitoring reports. Mitigation for the removal of dead walnut trees with confirmed TCD should not be required. This scenario should be addressed in the project's tree removal permit conditions to the satisfaction of the City Forester and the Board of Public Works.

Protection for Encroachment and Preservation Trees

One hundred eighty five (185) protected trees will be preserved onsite, twenty-six (26) of which, including twenty-three (23) walnuts and three (3) oaks, will sustain permanent encroachment within drip line. Coast live oaks have a “good” relative tolerance to development impacts, but California black walnut has a “poor” relative tolerance and can “die slowly following even minor root injury or changes to water table...[and]...crown reduction pruning may be fatal” (Methany and Clark, 1989). Therefore, special care must be taken during project implementation to minimize impacts to the root zones and canopies of these trees. Implementation of the following measures is recommended.

1. All work in the drip line of the trees approved for encroachment must be done using hand implements only; the use of mechanized tools is prohibited except where absolutely necessary AND as approved by the City Forester.
2. All work conducted within the drip line of the trees shall be performed in the presence of the project's Arborist. The drip line shall commence from the outer edge of the tree canopy and extend inwards to the trunk of the tree.
3. Root-pruning within the drip line shall be reduced to the minimum amount that is absolutely necessary. All roots pruned shall consist of clean, 90°-angle cuts utilizing sharp hand tools and shall not be sealed unless directed by the City Forester. Any major roots (2" or greater in diameter) encountered shall be preserved to the extent possible, wrapped in moist burlap, until the soil is replaced. Soil shall be replaced as soon as possible around preserved roots.
4. Upon completion of the work associated with this permit, a three to four-inch layer of certified mulch is recommended to be placed on the ground within the drip line of the encroachment trees (keep mulch six inches away from the trunks). Where feasible, the native leaf litter should be retained and used as the mulching material.
5. All protected trees that have encroachment within their drip lines, or that end up being shaded out by new buildings, shall be monitored for possible failure as a result of project implementation.
6. The applicant shall be responsible for the monitoring and maintenance of the encroachment trees for a minimum of three (3) years. If any of the protected trees should fail as a result of

encroachment by the project, they shall be replaced at a 4:1 ratio in accordance with the current policy of the City of Los Angeles Board of Public Works, or as approved by the City Forester at the time of replacement. The applicant shall be responsible for the monitoring and maintenance of any *replacement* mitigation trees for a minimum of three (3) years. If the *replacement* trees die during the three-year period, the applicant shall plant new replacement trees and the three-year monitoring period shall begin again from the date of that planting.

Feasibility of Relocation

Due to their high sensitivity to root disturbance and canopy pruning, semi-mature and mature California black walnuts are not good candidates for relocation. The relocation of oak trees is a complicated multi-step procedure which must be accomplished by an experienced team of professionals under the supervision of a qualified arborist. Trees must be in excellent health and structurally stable, in addition to several other important environmental and situational characteristics, to be considered good candidates for relocation. In addition, there must be a suitable location for transplanting.

The trees evaluated on the Harvard-Westlake School Parking Structure site are not good candidates for relocation due to health, structural, and species concerns. The proposed removals and encroachments of the protected trees would be better mitigated through protect-in-place measures and planting and long-term maintenance of replacement trees.

Construction & Post-Construction Tree Management

An important aspect of tree preservation relates to the management of the preserved trees during construction and after the development is in place. Oak and walnut trees are sensitive to changes in their environment and improper irrigation, soil compaction and/or disturbances to the roots can result in the decline in health and eventual loss of the tree. Limiting the uses of the areas within the drip line of the preserved trees should be required on all lots containing said trees in order to insure the continued health of the trees. The following guidelines have been used to successfully maintain preserved trees during and after project implementation.

Irrigation - Established oaks are adapted to xeric (dry) conditions and do not need summer water at all. However, most turf or planter areas associated with landscaping do need frequent irrigation.

Excessive dry season irrigation within the drip line of existing trees will promote the growth of oak root fungus *Armillaria mellea*. The fungus occurs naturally, and grows more rapidly under wet conditions such as during winter months. Normally the subsequent dry season keeps the fungus in check. Moisture around the base of the tree in the warm summer season not only allows the fungus to survive but the combination of warmth and moisture actually fosters fungus growth. Prolonged fungus attack promotes oak tree decline and eventual death. Therefore, turf and planter areas and associated irrigation systems should be planned to not encroach within the drip line of an existing oak tree. Ideally oak leaf litter should be allowed to accumulate in the area directly under a preserved tree, if this is not aesthetically feasible, redwood or fir bark should be placed around the tree extending out to the drip line. In either case, a header board or wall should be used to separate these areas from turf or planter areas.

Fencing - The area surrounding the drip line of established trees or groves of trees shall be fenced for the duration of construction. Fencing should be no closer than 5 feet to the outer drip line boundary of any individual tree or 15 feet to the trunk of any protected tree.

Compaction - Avoid soil compaction within fenced off areas. Storage of heavy equipment or building materials shall not occur within the fenced dripline of any individual protected tree or grove of trees. If temporary access is needed within the fencing, the project Arborist shall be called to the site prior to the access event and shall make recommendations as to the placement of plywood runners, mulch, or other buffering material, as they deem appropriate for the duration of event.

Drainage - Natural drainage courses and natural grades around existing oak trees should not be altered. Surface runoff from adjacent areas shall be directed away from preservation areas and shall not increase runoff to these areas. Water shall not be allowed to pond or collect within the drip line of any protected tree. Irrigation for mitigation trees shall be reviewed and approved by the project's Arborist.

Pruning - Existing oak and walnut trees shall not be pruned, except as necessary for public health and safety. All pruning is subject to local protected tree laws and permitting. Dead or dying trees (except walnuts determined to be infected with Thousand Cankers Disease) shall not be removed because they play a major role in providing nesting and breeding habitats for wildlife.

Fuel Modification - All fuel modification requirements such as selective clearing, pruning and implementation of wet zones shall be limited within the drip line of the protected trees.

Weed Control - Use of soil sterilizers shall be prohibited in and around existing protected trees, as sterilizers may leach into the root system and kill the tree. Use of pre-emergent weed killers shall be prohibited within 50 feet of any individual protected tree or within a natural drainage course which seasonally irrigates protected trees.

Disclaimer:

This report represents the independent opinion of the signatory consultant (Land Design Consultants, Inc.). The trees discussed herein were generally reviewed for physical, biological function, and aesthetic conditions. This examination was conducted in accordance with presently accepted industry procedures, which are a ground-plane macro-visual observation only. No extensive micro-biological, soil-root excavations, upper crown examination, nor internal tree investigations were conducted and therefore, the reporting herein reflects the overall visual appearance of the trees on the date(s) reviewed and no warranty is implied to the potential failure, health, or demise of any part or whole of any tree described in the report. Records may not remain accurate after our inspection due to unknown causes of changeable deterioration of the reviewed site.

Respectfully submitted,

LAND DESIGN CONSULTANTS, INC.



Christy Cuba
*Director of Environmental Services
Certified Arborist, WE-1982A
Registered Consulting Arborist, #502*

REFERENCES:

Graves, A.D., Flint, M.L., Coleman, T.W., and Seybold, S.J. 2010. *Thousand Cankers Disease of Walnuts: A New Disease in California*, UC-IPM Website Publication, 2 pp., Updated May 2010, <http://www.ipm.ucdavis.edu/EXOTIC/thousandcankers.html>, Accessed 5/4/11, C. Cuba/LDC, Inc.

Graves, A.D., Coleman, T.W., Flint, M.L., and Seybold, S.J. 2009. *Walnut twig beetle and thousand cankers disease: Field identification guide*, UC-IPM Website Publication, 2 pp., Nov. 21, 2009, http://www.ipm.ucdavis.edu/PDF/MISC/thousand_cankers_field_guide.pdf

Matheny, Nelda, and James R. Clark. *Trees and Development – A Technical Guide to Preservation of Trees During Land Development*. Champaign, IL: International Society of Arboriculture, 1998.

Seybold, S.J., Haugen, D., O'Brien, J., and Graves, A.D. 2010. *Pest Alert: Thousand Cankers Disease*. United States Department of Agriculture, Forest Service, Northeastern Area, State and Private Forestry, NA-PR-02-10. USDA Forest Service Website Publication, 2 pp., Revised August 2010. http://na.fs.fed.us/pubs/palerts/cankers_disease/thousand_cankers_disease_screen_res.pdf Accessed 5/4/11, C. Cuba/LDC, Inc.

APPENDIX I

INDIVIDUAL TREE DATA WORKSHEETS

TREE FIELD DATA WORKSHEET (City of L.A.)

LDC Project No. 10003-001

Survey Date: 3/16/11

Tree Number: 1

GENERAL CHARACTERISTICS				
Species: <input type="checkbox"/> <i>Q. agrifolia</i> <input type="checkbox"/> <i>Q. lobata</i>			Health Rating ¹ : <input type="checkbox"/> A <input checked="" type="checkbox"/> B <input type="checkbox"/> C <input type="checkbox"/> D <input type="checkbox"/> F	
<input type="checkbox"/> <i>Ca. Sycamore</i> <input type="checkbox"/> <i>Ca. Bay</i> <input checked="" type="checkbox"/> <i>Ca. Black Walnut</i>			Form: <input type="checkbox"/> symmetric <input type="checkbox"/> minor asymmetry	
Trunk Count: 2 Height (ft.): 22			<input checked="" type="checkbox"/> major asymmetry <input type="checkbox"/> stump sprout	
Trunk DBH (in.): 5.5, 8			<input type="checkbox"/> stag-head	
Percent Canopy Cover: 75%			Crown Class ² : <input checked="" type="checkbox"/> Decurrent <input type="checkbox"/> Excurrent	
Existing Terrain: <input type="checkbox"/> Flat <input checked="" type="checkbox"/> Slope			Age Class: <input type="checkbox"/> immature <input checked="" type="checkbox"/> semi-mature	
Aesthetic Rating ³ : <input type="checkbox"/> A <input type="checkbox"/> B <input checked="" type="checkbox"/> C <input type="checkbox"/> D <input type="checkbox"/> F			<input type="checkbox"/> mature <input type="checkbox"/> over-mature/senescent	
Overall Grade: <input type="checkbox"/> A <input type="checkbox"/> B <input checked="" type="checkbox"/> C <input type="checkbox"/> D <input type="checkbox"/> F			Heritage Tree: <input checked="" type="checkbox"/> No <input type="checkbox"/> Yes	
CANOPY CHARACTERISTICS			TREE HEALTH	
	Dripline Radius (Feet)	Canopy to Grade (Feet)	Wound Wood Development:	Excellent <input type="checkbox"/> Average <input checked="" type="checkbox"/> Poor <input type="checkbox"/> None <input type="checkbox"/>
N	2		Foliage Density:	<input checked="" type="checkbox"/> Normal <input type="checkbox"/> Sparse
NE			Weak crotches:	<input checked="" type="checkbox"/> No <input type="checkbox"/> Yes
E	19		Oak Pit Scale:	<input checked="" type="checkbox"/> No <input type="checkbox"/> Yes
SE			Mainstem dieback:	<input checked="" type="checkbox"/> No <input type="checkbox"/> Yes
S	20 (street overhang)		Exposed Roots:	<input checked="" type="checkbox"/> No <input type="checkbox"/> Yes
SW			Epicormic growth:	<input checked="" type="checkbox"/> No <input type="checkbox"/> Yes
W	10		Shading Out:	<input type="checkbox"/> No <input checked="" type="checkbox"/> Yes
NW			Cavities: <input type="checkbox"/> None	<input checked="" type="checkbox"/> Trunk <input type="checkbox"/> Branch
CANOPY SPREAD (FEET):			Exfoliating Bark:	<input checked="" type="checkbox"/> No <input type="checkbox"/> Yes
PROPOSED ACTIONS			Water Pocket(s):	<input checked="" type="checkbox"/> No <input type="checkbox"/> Yes
Monitor for Progress: <input checked="" type="checkbox"/> Yes <input type="checkbox"/> No			Mechanical Damage:	<input checked="" type="checkbox"/> Trunk <input checked="" type="checkbox"/> Branch <input type="checkbox"/> None
Treat Infestations: <input type="checkbox"/> Yes <input type="checkbox"/> No			Canker/Galls:	<input checked="" type="checkbox"/> No <input type="checkbox"/> Yes
Remove Deadwood: <input type="checkbox"/> Yes <input type="checkbox"/> No			Fungus:	<input checked="" type="checkbox"/> No <input type="checkbox"/> Yes
Support Structure: <input type="checkbox"/> Yes <input type="checkbox"/> No			Vigor:	<input type="checkbox"/> Excellent <input checked="" type="checkbox"/> Average <input type="checkbox"/> Fair <input type="checkbox"/> Poor
IMPACTS & MITIGATIONS			Twig/ Branch Dieback:	<input type="checkbox"/> None <input type="checkbox"/> Minor <input checked="" type="checkbox"/> Moderate <input type="checkbox"/> Extensive
In Impacted Area: <input type="checkbox"/> Yes <input type="checkbox"/> No n/a			Leaf Size:	<input checked="" type="checkbox"/> Normal <input type="checkbox"/> Small
Proposed Land Use: n/a			Heart Rot:	<input type="checkbox"/> No <input checked="" type="checkbox"/> Yes
Impacts: n/a			Insects:	<input checked="" type="checkbox"/> Minor <input type="checkbox"/> Moderate <input type="checkbox"/> Extensive <input type="checkbox"/> None
Mitigations: n/a			Exudations:	<input checked="" type="checkbox"/> No <input type="checkbox"/> Yes

Comments & Notes: 72.5' from power line power pole- NE corner;

¹ Health: A =Outstanding; B = Above Average; C = Average; D = Below Average; F = Dead

² Decurrent = Lacking Strong Central Leader. Excurrent = Strong Central Leader.

³ Aesthetic (compared to standard tree of same species) : A = nearly symmetrical, healthy tree – F = Dead

Trunk dbh must be 4" to be included – cumulative diameters. *Juglans nigra*; *Platanus racemosa*; *Umbellularia californica*; native *Quercus sp.* Except scrub oaks not protected.

TREE FIELD DATA WORKSHEET (City of L.A.)

LDC Project No. 10003-001

Survey Date: 3/16/11

Tree Number: 2

GENERAL CHARACTERISTICS				
Species: <input type="checkbox"/> <i>Q. agrifolia</i> <input type="checkbox"/> <i>Q. lobata</i>			Health Rating ⁴ : <input type="checkbox"/> A <input type="checkbox"/> B <input type="checkbox"/> C <input checked="" type="checkbox"/> D <input type="checkbox"/> F	
<input type="checkbox"/> <i>Ca. Sycamore</i> <input type="checkbox"/> <i>Ca. Bay</i> <input checked="" type="checkbox"/> <i>Ca. Black Walnut</i>			Form: <input type="checkbox"/> symmetric <input type="checkbox"/> minor asymmetry	
Trunk Count: 1 Height (ft.): 12			<input checked="" type="checkbox"/> major asymmetry <input type="checkbox"/> stump sprout	
Trunk DBH (in.): 5			<input type="checkbox"/> stag-head	
Percent Canopy Cover:			Crown Class ⁵ : <input checked="" type="checkbox"/> Decurrent <input type="checkbox"/> Excurrent	
Existing Terrain: <input type="checkbox"/> Flat <input checked="" type="checkbox"/> Slope			Age Class: <input type="checkbox"/> immature <input checked="" type="checkbox"/> semi-mature	
Aesthetic Rating ⁶ : <input type="checkbox"/> A <input type="checkbox"/> B <input type="checkbox"/> C <input checked="" type="checkbox"/> D <input type="checkbox"/> F			<input type="checkbox"/> mature <input type="checkbox"/> over-mature/senescent	
Overall Grade: <input type="checkbox"/> A <input type="checkbox"/> B <input type="checkbox"/> C <input checked="" type="checkbox"/> D <input type="checkbox"/> F			Heritage Tree: <input checked="" type="checkbox"/> No <input type="checkbox"/> Yes	
CANOPY CHARACTERISTICS			TREE HEALTH	
	Dripline Radius (Feet)	Canopy to Grade (Feet)	Wound Wood Development:	Excellent <input type="checkbox"/> Average <input checked="" type="checkbox"/> Poor <input type="checkbox"/> None <input type="checkbox"/>
N	0		Foliage Density:	<input type="checkbox"/> Normal <input checked="" type="checkbox"/> Sparse
NE			Weak crotches:	<input checked="" type="checkbox"/> No <input type="checkbox"/> Yes
E	10		Oak Pit Scale:	<input checked="" type="checkbox"/> No <input type="checkbox"/> Yes
SE			Mainstem dieback:	<input type="checkbox"/> No <input checked="" type="checkbox"/> Yes
S	15		Exposed Roots:	<input checked="" type="checkbox"/> No <input type="checkbox"/> Yes
SW			Epicormic growth:	<input checked="" type="checkbox"/> No <input type="checkbox"/> Yes
W	0		Shading Out:	<input type="checkbox"/> No <input checked="" type="checkbox"/> Yes
NW			Cavities: <input checked="" type="checkbox"/> None	<input type="checkbox"/> Trunk <input type="checkbox"/> Branch
CANOPY SPREAD (FEET):			Exfoliating Bark:	<input checked="" type="checkbox"/> No <input type="checkbox"/> Yes
PROPOSED ACTIONS			Water Pocket(s):	<input checked="" type="checkbox"/> No <input type="checkbox"/> Yes
Monitor for Progress: <input checked="" type="checkbox"/> Yes <input type="checkbox"/> No			Mechanical Damage:	<input type="checkbox"/> Trunk <input checked="" type="checkbox"/> Branch <input type="checkbox"/> None
Treat Infestations: <input type="checkbox"/> Yes <input type="checkbox"/> No			Canker/Galls:	<input checked="" type="checkbox"/> No <input type="checkbox"/> Yes
Remove Deadwood: <input type="checkbox"/> Yes <input type="checkbox"/> No			Fungus:	<input checked="" type="checkbox"/> No <input type="checkbox"/> Yes
Support Structure: <input type="checkbox"/> Yes <input type="checkbox"/> No			Vigor:	<input type="checkbox"/> Excellent <input type="checkbox"/> Average <input type="checkbox"/> Fair <input checked="" type="checkbox"/> Poor
IMPACTS & MITIGATIONS			Twig/ Branch Dieback:	<input type="checkbox"/> None <input type="checkbox"/> Minor <input type="checkbox"/> Moderate <input checked="" type="checkbox"/> Extensive
In Impacted Area: <input type="checkbox"/> Yes <input type="checkbox"/> No n/a			Leaf Size:	<input type="checkbox"/> Normal <input checked="" type="checkbox"/> Small
Proposed Land Use: n/a			Heart Rot:	<input type="checkbox"/> No <input checked="" type="checkbox"/> Yes
Impacts: n/a			Insects:	<input checked="" type="checkbox"/> Minor <input type="checkbox"/> Moderate <input type="checkbox"/> Extensive <input type="checkbox"/> None
Mitigations: n/a			Exudations:	<input checked="" type="checkbox"/> No <input type="checkbox"/> Yes

Comments & Notes: Under power line; leans over street.

⁴ Health: A =Outstanding; B = Above Average; C = Average; D = Below Average; F = Dead

⁵ Decurrent = Lacking Strong Central Leader. Excurrent = Strong Central Leader.

⁶ Aesthetic (compared to standard tree of same species) : A = nearly symmetrical, healthy tree – F = Dead

Trunk dbh must be 4" to be included – cumulative diameters. *Juglans nigra*; *Platanus racemosa*; *Umbellularia californica*; native *Quercus sp.* Except scrub oaks not protected.

Survey Date: 3/16/11

Tree Number: 3

GENERAL CHARACTERISTICS				
Species: <input type="checkbox"/> <i>Q. agrifolia</i> <input type="checkbox"/> <i>Q. lobata</i>			Health Rating ⁷ : <input type="checkbox"/> A <input type="checkbox"/> B <input checked="" type="checkbox"/> C <input type="checkbox"/> D <input type="checkbox"/> F	
<input type="checkbox"/> <i>Ca. Sycamore</i> <input type="checkbox"/> <i>Ca. Bay</i> <input checked="" type="checkbox"/> <i>Ca. Black Walnut</i>			Form: <input type="checkbox"/> symmetric <input type="checkbox"/> minor asymmetry	
Trunk Count: 1 Height (ft.): 20			<input checked="" type="checkbox"/> major asymmetry <input type="checkbox"/> stump sprout	
Trunk DBH (in.): 4.5			<input type="checkbox"/> stag-head	
Percent Canopy Cover:			Crown Class ⁸ : <input checked="" type="checkbox"/> Decurrent <input type="checkbox"/> Excurrent	
Existing Terrain: <input type="checkbox"/> Flat <input checked="" type="checkbox"/> Slope			Age Class: <input type="checkbox"/> immature <input checked="" type="checkbox"/> semi-mature	
Aesthetic Rating ⁹ : <input type="checkbox"/> A <input type="checkbox"/> B <input checked="" type="checkbox"/> C <input type="checkbox"/> D <input type="checkbox"/> F			<input type="checkbox"/> mature <input type="checkbox"/> over-mature/senescent	
Overall Grade: <input type="checkbox"/> A <input type="checkbox"/> B <input checked="" type="checkbox"/> C <input type="checkbox"/> D <input type="checkbox"/> F			Heritage Tree: <input checked="" type="checkbox"/> No <input type="checkbox"/> Yes	
CANOPY CHARACTERISTICS			TREE HEALTH	
	Dripline Radius (Feet)	Canopy to Grade (Feet)	Wound Wood Development:	Excellent <input type="checkbox"/> Average <input checked="" type="checkbox"/> Poor <input type="checkbox"/> None <input type="checkbox"/>
N	0		Foliage Density:	<input checked="" type="checkbox"/> Normal <input type="checkbox"/> Sparse
NE			Weak crotches:	<input checked="" type="checkbox"/> No <input type="checkbox"/> Yes
E	25		Oak Pit Scale:	<input checked="" type="checkbox"/> No <input type="checkbox"/> Yes
SE	15		Mainstem dieback:	<input type="checkbox"/> No <input checked="" type="checkbox"/> Yes
S	0		Exposed Roots:	<input checked="" type="checkbox"/> No <input type="checkbox"/> Yes
SW			Epicormic growth:	<input checked="" type="checkbox"/> No <input type="checkbox"/> Yes
W	0		Shading Out:	<input type="checkbox"/> No <input checked="" type="checkbox"/> Yes
NW			Cavities: <input checked="" type="checkbox"/> None	<input type="checkbox"/> Trunk <input type="checkbox"/> Branch
			Exfoliating Bark:	<input checked="" type="checkbox"/> No <input type="checkbox"/> Yes
CANOPY SPREAD (FEET):			Water Pocket(s):	<input checked="" type="checkbox"/> No <input type="checkbox"/> Yes
PROPOSED ACTIONS			Mechanical Damage:	
Monitor for Progress:			<input type="checkbox"/> Trunk <input checked="" type="checkbox"/> Branch <input type="checkbox"/> None	
Treat Infestations:			Canker/Galls:	
Remove Deadwood:			<input checked="" type="checkbox"/> No <input type="checkbox"/> Yes	
Support Structure:			Fungus:	
			<input checked="" type="checkbox"/> No <input type="checkbox"/> Yes	
IMPACTS & MITIGATIONS			Vigor:	
In Impacted Area: <input type="checkbox"/> Yes <input type="checkbox"/> No n/a			<input type="checkbox"/> Excellent <input type="checkbox"/> Average <input checked="" type="checkbox"/> Fair <input type="checkbox"/> Poor	
Proposed Land Use: n/a			Twig/ Branch Dieback:	
Impacts: n/a			<input type="checkbox"/> None <input checked="" type="checkbox"/> Minor <input type="checkbox"/> Moderate <input type="checkbox"/> Extensive	
Mitigations: n/a			Leaf Size:	
			<input checked="" type="checkbox"/> Normal <input type="checkbox"/> Small	
			Heart Rot:	
			<input type="checkbox"/> No <input checked="" type="checkbox"/> Yes	
			Insects:	
			<input checked="" type="checkbox"/> Minor <input type="checkbox"/> Moderate <input type="checkbox"/> Extensive <input type="checkbox"/> None	
			Exudations:	
			<input checked="" type="checkbox"/> No <input type="checkbox"/> Yes	

Comments & Notes: Leans over street.

⁷ Health: A =Outstanding; B = Above Average; C = Average; D = Below Average; F = Dead

⁸ Decurrent = Lacking Strong Central Leader. Excurrent = Strong Central Leader.

⁹ Aesthetic (compared to standard tree of same species) : A = nearly symmetrical, healthy tree – F = Dead

Trunk dbh must be 4" to be included – cumulative diameters. *Juglans nigra*; *Platanus racemosa*; *Umbellularia californica*; native *Quercus sp.* Except scrub oaks not protected.

TREE FIELD DATA WORKSHEET (City of L.A.)

LDC Project No. 10003-001

Survey Date: 3/16/11

Tree Number: 4

GENERAL CHARACTERISTICS				
Species: <input type="checkbox"/> <i>Q. agrifolia</i> <input type="checkbox"/> <i>Q. lobata</i>			Health Rating ¹⁰ : <input type="checkbox"/> A <input type="checkbox"/> B <input checked="" type="checkbox"/> C <input type="checkbox"/> D <input type="checkbox"/> F	
<input type="checkbox"/> <i>Ca. Sycamore</i> <input type="checkbox"/> <i>Ca. Bay</i> <input checked="" type="checkbox"/> <i>Ca. Black Walnut</i>			Form: <input type="checkbox"/> symmetric <input checked="" type="checkbox"/> minor asymmetry	
Trunk Count: 5 Height (ft.): 15			<input type="checkbox"/> major asymmetry <input type="checkbox"/> stump sprout	
Trunk DBH (in.): 6, 4.5, 4, 3.5, 5.5			<input type="checkbox"/> stag-head	
Percent Canopy Cover: 35%			Crown Class ¹¹ : <input checked="" type="checkbox"/> Decurrent <input type="checkbox"/> Excurrent	
Existing Terrain: <input type="checkbox"/> Flat <input checked="" type="checkbox"/> Slope			Age Class: <input checked="" type="checkbox"/> immature <input type="checkbox"/> semi-mature	
Aesthetic Rating ¹² : <input type="checkbox"/> A <input type="checkbox"/> B <input checked="" type="checkbox"/> C <input type="checkbox"/> D <input type="checkbox"/> F			<input type="checkbox"/> mature <input type="checkbox"/> over-mature/senescent	
Overall Grade: <input type="checkbox"/> A <input type="checkbox"/> B <input checked="" type="checkbox"/> C <input type="checkbox"/> D <input type="checkbox"/> F			Heritage Tree: <input checked="" type="checkbox"/> No <input type="checkbox"/> Yes	
CANOPY CHARACTERISTICS			TREE HEALTH	
	Dripline Radius (Feet)	Canopy to Grade (Feet)	Wound Wood Development:	Excellent <input type="checkbox"/> Average <input checked="" type="checkbox"/> Poor <input type="checkbox"/> None <input type="checkbox"/>
N	7		Foliage Density:	<input type="checkbox"/> Normal <input type="checkbox"/> Sparse
NE			Weak crotches:	<input type="checkbox"/> No <input type="checkbox"/> Yes
E	14		Oak Pit Scale:	<input type="checkbox"/> No <input type="checkbox"/> Yes
SE			Mainstem dieback:	<input type="checkbox"/> No <input type="checkbox"/> Yes
S	16		Exposed Roots:	<input type="checkbox"/> No <input type="checkbox"/> Yes
SW			Epicormic growth:	<input type="checkbox"/> No <input type="checkbox"/> Yes
W	14		Shading Out:	<input type="checkbox"/> No <input type="checkbox"/> Yes
NW			Cavities: <input type="checkbox"/> None	<input type="checkbox"/> Trunk <input type="checkbox"/> Branch
CANOPY SPREAD (FEET):			Exfoliating Bark:	<input type="checkbox"/> No <input type="checkbox"/> Yes
PROPOSED ACTIONS			Water Pocket(s):	<input type="checkbox"/> No <input type="checkbox"/> Yes
Monitor for Progress: <input checked="" type="checkbox"/> Yes <input type="checkbox"/> No			Mechanical Damage:	<input type="checkbox"/> Trunk <input type="checkbox"/> Branch <input type="checkbox"/> None
Treat Infestations: <input type="checkbox"/> Yes <input type="checkbox"/> No			Canker/Galls:	<input type="checkbox"/> No <input type="checkbox"/> Yes
Remove Deadwood: <input type="checkbox"/> Yes <input type="checkbox"/> No			Fungus:	<input type="checkbox"/> No <input type="checkbox"/> Yes
Support Structure: <input type="checkbox"/> Yes <input type="checkbox"/> No			Vigor:	<input type="checkbox"/> Excellent <input type="checkbox"/> Average <input type="checkbox"/> Fair <input type="checkbox"/> Poor
IMPACTS & MITIGATIONS			Twig/ Branch Dieback:	<input type="checkbox"/> None <input type="checkbox"/> Minor <input type="checkbox"/> Moderate <input type="checkbox"/> Extensive
In Impacted Area: <input type="checkbox"/> Yes <input type="checkbox"/> No n/a			Leaf Size:	<input type="checkbox"/> Normal <input type="checkbox"/> Small
Proposed Land Use: n/a			Heart Rot:	<input type="checkbox"/> No <input type="checkbox"/> Yes
Impacts: n/a			Insects:	<input type="checkbox"/> Minor <input type="checkbox"/> Moderate <input type="checkbox"/> Extensive <input type="checkbox"/> None
Mitigations: n/a			Exudations:	<input checked="" type="checkbox"/> No <input type="checkbox"/> Yes

Comments & Notes: Approx. 12' north of the power pole at street; multi trunks @ 2' measured all.

¹⁰ Health: A =Outstanding; B = Above Average; C = Average; D = Below Average; F = Dead

¹¹ Decurrent = Lacking Strong Central Leader. Excurrent = Strong Central Leader.

¹² Aesthetic (compared to standard tree of same species) : A = nearly symmetrical, healthy tree – F = Dead

Trunk dbh must be 4" to be included – cumulative diameters. *Juglans nigra*; *Platanus racemosa*; *Umbellularia californica*; native *Quercus sp.* Except scrub oaks not protected.

Survey Date: 3/16/11

Tree Number: 5

GENERAL CHARACTERISTICS				
Species: <input type="checkbox"/> <i>Q. agrifolia</i> <input type="checkbox"/> <i>Q. lobata</i>			Health Rating ¹³ : <input type="checkbox"/> A <input type="checkbox"/> B <input type="checkbox"/> C <input checked="" type="checkbox"/> D <input type="checkbox"/> F	
<input type="checkbox"/> <i>Ca. Sycamore</i> <input type="checkbox"/> <i>Ca. Bay</i> <input checked="" type="checkbox"/> <i>Ca. Black Walnut</i>			Form: <input type="checkbox"/> symmetric <input type="checkbox"/> minor asymmetry	
Trunk Count: 6 Height (ft.): 12			<input checked="" type="checkbox"/> major asymmetry <input type="checkbox"/> stump sprout	
Trunk DBH (in.): 2, 4, 6, 5, 5, 8.5			<input type="checkbox"/> stag-head	
Percent Canopy Cover: 75%			Crown Class ¹⁴ : <input checked="" type="checkbox"/> Decurrent <input type="checkbox"/> Excurrent	
Existing Terrain: <input type="checkbox"/> Flat <input checked="" type="checkbox"/> Slope			Age Class: <input type="checkbox"/> immature <input type="checkbox"/> semi-mature	
Aesthetic Rating ¹⁵ : <input type="checkbox"/> A <input type="checkbox"/> B <input type="checkbox"/> C <input checked="" type="checkbox"/> D <input type="checkbox"/> F			<input type="checkbox"/> mature <input checked="" type="checkbox"/> over-mature/senescent	
Overall Grade: <input type="checkbox"/> A <input type="checkbox"/> B <input type="checkbox"/> C <input checked="" type="checkbox"/> D <input type="checkbox"/> F			Heritage Tree: <input checked="" type="checkbox"/> No <input type="checkbox"/> Yes	
CANOPY CHARACTERISTICS			TREE HEALTH	
	Dripline Radius (Feet)	Canopy to Grade (Feet)	Wound Wood Development:	Excellent <input type="checkbox"/> Average <input type="checkbox"/> Poor <input type="checkbox"/> None <input checked="" type="checkbox"/>
N	0		Foliage Density:	<input type="checkbox"/> Normal <input checked="" type="checkbox"/> Sparse
NE			Weak crotches:	<input type="checkbox"/> No <input checked="" type="checkbox"/> Yes
E	4		Oak Pit Scale:	<input checked="" type="checkbox"/> No <input type="checkbox"/> Yes
SE			Mainstem dieback:	<input type="checkbox"/> No <input checked="" type="checkbox"/> Yes
S	22		Exposed Roots:	<input checked="" type="checkbox"/> No <input type="checkbox"/> Yes
SW			Epicormic growth:	<input checked="" type="checkbox"/> No <input type="checkbox"/> Yes
W	27		Shading Out:	<input type="checkbox"/> No <input checked="" type="checkbox"/> Yes
NW			Cavities: <input type="checkbox"/> None <input checked="" type="checkbox"/> Trunk <input type="checkbox"/> Branch	
CANOPY SPREAD (FEET):			Exfoliating Bark:	<input type="checkbox"/> No <input checked="" type="checkbox"/> Yes
PROPOSED ACTIONS			Water Pocket(s):	<input type="checkbox"/> No <input checked="" type="checkbox"/> Yes
Monitor for Progress: <input checked="" type="checkbox"/> Yes <input type="checkbox"/> No			Mechanical Damage:	<input type="checkbox"/> Trunk <input type="checkbox"/> Branch <input checked="" type="checkbox"/> None
Treat Infestations: <input type="checkbox"/> Yes <input type="checkbox"/> No			Canker/Galls:	<input type="checkbox"/> No <input checked="" type="checkbox"/> Yes
Remove Deadwood: <input type="checkbox"/> Yes <input type="checkbox"/> No			Fungus:	<input type="checkbox"/> No <input checked="" type="checkbox"/> Yes
Support Structure: <input type="checkbox"/> Yes <input type="checkbox"/> No			Vigor:	<input type="checkbox"/> Excellent <input type="checkbox"/> Average <input checked="" type="checkbox"/> Fair <input type="checkbox"/> Poor
IMPACTS & MITIGATIONS			Twig/ Branch Dieback:	<input type="checkbox"/> None <input type="checkbox"/> Minor <input type="checkbox"/> Moderate <input checked="" type="checkbox"/> Extensive
In Impacted Area: <input type="checkbox"/> Yes <input type="checkbox"/> No n/a			Leaf Size:	<input checked="" type="checkbox"/> Normal <input type="checkbox"/> Small
Proposed Land Use: n/a			Heart Rot:	<input type="checkbox"/> No <input checked="" type="checkbox"/> Yes
Impacts: n/a			Insects:	<input type="checkbox"/> Minor <input checked="" type="checkbox"/> Moderate <input type="checkbox"/> Extensive <input type="checkbox"/> None
Mitigations: n/a			Exudations:	<input checked="" type="checkbox"/> No <input type="checkbox"/> Yes

Comments & Notes: Trees 5~8 are closely connected; may have come from one or two large root bases. Base broken apart.

¹³ Health: A =Outstanding; B = Above Average; C = Average; D = Below Average; F = Dead

¹⁴ Decurrent = Lacking Strong Central Leader. Excurrent = Strong Central Leader.

¹⁵ Aesthetic (compared to standard tree of same species) : A = nearly symmetrical, healthy tree – F = Dead

Trunk dbh must be 4" to be included – cumulative diameters. *Juglans nigra*; *Platanus racemosa*; *Umbellularia californica*; native *Quercus sp.* Except scrub oaks not protected.

Survey Date: 3/16/11

Tree Number: 6

GENERAL CHARACTERISTICS				
Species: <input type="checkbox"/> <i>Q. agrifolia</i> <input type="checkbox"/> <i>Q. lobata</i>			Health Rating ¹⁶ : <input type="checkbox"/> A <input type="checkbox"/> B <input type="checkbox"/> C <input checked="" type="checkbox"/> D <input type="checkbox"/> F	
<input type="checkbox"/> <i>Ca. Sycamore</i> <input type="checkbox"/> <i>Ca. Bay</i> <input checked="" type="checkbox"/> <i>Ca. Black Walnut</i>			Form: <input type="checkbox"/> symmetric <input type="checkbox"/> minor asymmetry	
Trunk Count: 1 Height (ft.): 18			<input checked="" type="checkbox"/> major asymmetry <input type="checkbox"/> stump sprout	
Trunk DBH (in.): 7			<input type="checkbox"/> stag-head	
Percent Canopy Cover: 75%			Crown Class ¹⁷ : <input checked="" type="checkbox"/> Decurrent <input type="checkbox"/> Excurrent	
Existing Terrain: <input type="checkbox"/> Flat <input checked="" type="checkbox"/> Slope			Age Class: <input type="checkbox"/> immature <input type="checkbox"/> semi-mature	
Aesthetic Rating ¹⁸ : <input type="checkbox"/> A <input type="checkbox"/> B <input type="checkbox"/> C <input checked="" type="checkbox"/> D <input type="checkbox"/> F			<input type="checkbox"/> mature <input checked="" type="checkbox"/> over-mature/senescent	
Overall Grade: <input type="checkbox"/> A <input type="checkbox"/> B <input type="checkbox"/> C <input checked="" type="checkbox"/> D <input type="checkbox"/> F			Heritage Tree: <input checked="" type="checkbox"/> No <input type="checkbox"/> Yes	
CANOPY CHARACTERISTICS			TREE HEALTH	
	Dripline Radius (Feet)	Canopy to Grade (Feet)	Wound Wood Development:	Excellent <input type="checkbox"/> Average <input checked="" type="checkbox"/> Poor <input type="checkbox"/> None <input type="checkbox"/>
N	0		Foliage Density:	<input type="checkbox"/> Normal <input checked="" type="checkbox"/> Sparse
NE			Weak crotches:	<input type="checkbox"/> No <input checked="" type="checkbox"/> Yes
E	21		Oak Pit Scale:	<input checked="" type="checkbox"/> No <input type="checkbox"/> Yes
SE			Mainstem dieback:	<input type="checkbox"/> No <input checked="" type="checkbox"/> Yes
S	14		Exposed Roots:	<input checked="" type="checkbox"/> No <input type="checkbox"/> Yes
SW			Epicormic growth:	<input checked="" type="checkbox"/> No <input type="checkbox"/> Yes
W	0		Shading Out:	<input type="checkbox"/> No <input checked="" type="checkbox"/> Yes
NW			Cavities: <input type="checkbox"/> None <input checked="" type="checkbox"/> Trunk <input type="checkbox"/> Branch	
CANOPY SPREAD (FEET):			Exfoliating Bark:	<input checked="" type="checkbox"/> No <input type="checkbox"/> Yes
PROPOSED ACTIONS			Water Pocket(s):	<input type="checkbox"/> No <input checked="" type="checkbox"/> Yes
Monitor for Progress: <input checked="" type="checkbox"/> Yes <input type="checkbox"/> No			Mechanical Damage:	<input type="checkbox"/> Trunk <input type="checkbox"/> Branch <input checked="" type="checkbox"/> None
Treat Infestations: <input type="checkbox"/> Yes <input type="checkbox"/> No			Canker/Galls:	<input checked="" type="checkbox"/> No <input type="checkbox"/> Yes
Remove Deadwood: <input type="checkbox"/> Yes <input type="checkbox"/> No			Fungus:	<input checked="" type="checkbox"/> No <input type="checkbox"/> Yes
Support Structure: <input type="checkbox"/> Yes <input type="checkbox"/> No			Vigor:	<input type="checkbox"/> Excellent <input type="checkbox"/> Average <input checked="" type="checkbox"/> Fair <input type="checkbox"/> Poor
IMPACTS & MITIGATIONS			Twig/ Branch Dieback:	<input type="checkbox"/> None <input type="checkbox"/> Minor <input type="checkbox"/> Moderate <input checked="" type="checkbox"/> Extensive
In Impacted Area: <input type="checkbox"/> Yes <input type="checkbox"/> No n/a			Leaf Size:	<input checked="" type="checkbox"/> Normal <input type="checkbox"/> Small
Proposed Land Use: n/a			Heart Rot:	<input type="checkbox"/> No <input checked="" type="checkbox"/> Yes
Impacts: n/a			Insects:	<input type="checkbox"/> Minor <input checked="" type="checkbox"/> Moderate <input type="checkbox"/> Extensive <input type="checkbox"/> None
Mitigations: n/a			Exudations:	<input checked="" type="checkbox"/> No <input type="checkbox"/> Yes

Comments & Notes:

¹⁶ Health: A =Outstanding; B = Above Average; C = Average; D = Below Average; F = Dead

¹⁷ Decurrent = Lacking Strong Central Leader. Excurrent = Strong Central Leader.

¹⁸ Aesthetic (compared to standard tree of same species) : A = nearly symmetrical, healthy tree – F = Dead

Trunk dbh must be 4" to be included – cumulative diameters. *Juglans nigra*; *Platanus racemosa*; *Umbellularia californica*; native *Quercus sp.* Except scrub oaks not protected.

TREE FIELD DATA WORKSHEET (City of L.A.)

LDC Project No. 10003-001

Survey Date: 3/16/11

Tree Number: 7

GENERAL CHARACTERISTICS				
Species: <input type="checkbox"/> <i>Q. agrifolia</i> <input type="checkbox"/> <i>Q. lobata</i>			Health Rating ¹⁹ : <input type="checkbox"/> A <input checked="" type="checkbox"/> B <input type="checkbox"/> C <input type="checkbox"/> D <input type="checkbox"/> F	
<input type="checkbox"/> <i>Ca. Sycamore</i> <input type="checkbox"/> <i>Ca. Bay</i> <input checked="" type="checkbox"/> <i>Ca. Black Walnut</i>			Form: <input type="checkbox"/> symmetric <input type="checkbox"/> minor asymmetry	
Trunk Count: 1 Height (ft.): 15			<input checked="" type="checkbox"/> major asymmetry <input type="checkbox"/> stump sprout	
Trunk DBH (in.): 5			<input type="checkbox"/> stag-head	
Percent Canopy Cover: 75%			Crown Class ²⁰ : <input checked="" type="checkbox"/> Decurrent <input type="checkbox"/> Excurrent	
Existing Terrain: <input type="checkbox"/> Flat <input checked="" type="checkbox"/> Slope			Age Class: <input type="checkbox"/> immature <input checked="" type="checkbox"/> semi-mature	
Aesthetic Rating ²¹ : <input type="checkbox"/> A <input type="checkbox"/> B <input type="checkbox"/> C <input checked="" type="checkbox"/> D <input type="checkbox"/> F			<input type="checkbox"/> mature <input type="checkbox"/> over-mature/senescent	
Overall Grade: <input type="checkbox"/> A <input type="checkbox"/> B <input checked="" type="checkbox"/> C- <input type="checkbox"/> D <input type="checkbox"/> F			Heritage Tree: <input checked="" type="checkbox"/> No <input type="checkbox"/> Yes	
CANOPY CHARACTERISTICS			TREE HEALTH	
	Dripline Radius (Feet)	Canopy to Grade (Feet)	Wound Wood Development:	Excellent <input type="checkbox"/> Average <input checked="" type="checkbox"/> Poor <input type="checkbox"/> None <input type="checkbox"/>
N	0		Foliage Density:	<input checked="" type="checkbox"/> Normal <input type="checkbox"/> Sparse
NE			Weak crotches:	<input checked="" type="checkbox"/> No <input type="checkbox"/> Yes
E	18		Oak Pit Scale:	<input checked="" type="checkbox"/> No <input type="checkbox"/> Yes
SE			Mainstem dieback:	<input checked="" type="checkbox"/> No <input type="checkbox"/> Yes
S	3		Exposed Roots:	<input checked="" type="checkbox"/> No <input type="checkbox"/> Yes
SW			Epicormic growth:	<input checked="" type="checkbox"/> No <input type="checkbox"/> Yes
W	0		Shading Out:	<input type="checkbox"/> No <input checked="" type="checkbox"/> Yes
NW			Cavities: <input type="checkbox"/> None	<input checked="" type="checkbox"/> Trunk <input type="checkbox"/> Branch
			Exfoliating Bark:	<input checked="" type="checkbox"/> No <input type="checkbox"/> Yes
CANOPY SPREAD (FEET):			Water Pocket(s):	<input checked="" type="checkbox"/> No <input type="checkbox"/> Yes
PROPOSED ACTIONS			Mechanical Damage:	<input checked="" type="checkbox"/> Trunk <input checked="" type="checkbox"/> Branch <input type="checkbox"/> None
Monitor for Progress:	<input checked="" type="checkbox"/> Yes <input type="checkbox"/> No		Canker/Galls:	<input checked="" type="checkbox"/> No <input type="checkbox"/> Yes
Treat Infestations:	<input type="checkbox"/> Yes <input type="checkbox"/> No		Fungus:	<input checked="" type="checkbox"/> No <input type="checkbox"/> Yes
Remove Deadwood:	<input type="checkbox"/> Yes <input type="checkbox"/> No		Vigor:	<input type="checkbox"/> Excellent <input type="checkbox"/> Average
Support Structure:	<input type="checkbox"/> Yes <input type="checkbox"/> No			<input checked="" type="checkbox"/> Fair <input type="checkbox"/> Poor
IMPACTS & MITIGATIONS			Twig/ Branch Dieback:	<input type="checkbox"/> None <input type="checkbox"/> Minor <input checked="" type="checkbox"/> Moderate <input type="checkbox"/> Extensive
In Impacted Area:	<input type="checkbox"/> Yes <input type="checkbox"/> No n/a		Leaf Size:	<input checked="" type="checkbox"/> Normal <input type="checkbox"/> Small
Proposed Land Use:	n/a		Heart Rot:	<input type="checkbox"/> No <input checked="" type="checkbox"/> Yes
Impacts:	n/a		Insects:	<input type="checkbox"/> Minor <input checked="" type="checkbox"/> Moderate <input type="checkbox"/> Extensive <input type="checkbox"/> None
Mitigations:	n/a		Exudations:	<input checked="" type="checkbox"/> No <input type="checkbox"/> Yes

Comments & Notes:

¹⁹ Health: A =Outstanding; B = Above Average; C = Average; D = Below Average; F = Dead

²⁰ Decurrent = Lacking Strong Central Leader. Excurrent = Strong Central Leader.

²¹ Aesthetic (compared to standard tree of same species) : A = nearly symmetrical, healthy tree – F = Dead

Trunk dbh must be 4" to be included – cumulative diameters. *Juglans nigra*; *Platanus racemosa*; *Umbellularia californica*; native *Quercus sp.* Except scrub oaks not protected.

TREE FIELD DATA WORKSHEET (City of L.A.)

LDC Project No. 10003-001

Survey Date: 3/16/11

Tree Number: 8

GENERAL CHARACTERISTICS				
Species: <input type="checkbox"/> <i>Q. agrifolia</i> <input type="checkbox"/> <i>Q. lobata</i>			Health Rating ²² : <input type="checkbox"/> A <input type="checkbox"/> B <input type="checkbox"/> C <input checked="" type="checkbox"/> D <input type="checkbox"/> F	
<input type="checkbox"/> <i>Ca. Sycamore</i> <input type="checkbox"/> <i>Ca. Bay</i> <input checked="" type="checkbox"/> <i>Ca. Black Walnut</i>			Form: <input type="checkbox"/> symmetric <input type="checkbox"/> minor asymmetry	
Trunk Count: 1 Height (ft.): 20			<input checked="" type="checkbox"/> major asymmetry <input type="checkbox"/> stump sprout	
Trunk DBH (in.): 4.5			<input type="checkbox"/> stag-head	
Percent Canopy Cover: 60%			Crown Class ²³ : <input checked="" type="checkbox"/> Decurrent <input type="checkbox"/> Excurrent	
Existing Terrain: <input type="checkbox"/> Flat <input checked="" type="checkbox"/> Slope			Age Class: <input type="checkbox"/> immature <input type="checkbox"/> semi-mature	
Aesthetic Rating ²⁴ : <input type="checkbox"/> A <input type="checkbox"/> B <input type="checkbox"/> C <input checked="" type="checkbox"/> D <input type="checkbox"/> F			<input type="checkbox"/> mature <input checked="" type="checkbox"/> over-mature/senescent	
Overall Grade: <input type="checkbox"/> A <input type="checkbox"/> B <input type="checkbox"/> C <input checked="" type="checkbox"/> D <input type="checkbox"/> F			Heritage Tree: <input checked="" type="checkbox"/> No <input type="checkbox"/> Yes	
CANOPY CHARACTERISTICS			TREE HEALTH	
	Dripline Radius (Feet)	Canopy to Grade (Feet)	Wound Wood Development:	Excellent <input type="checkbox"/> Average <input type="checkbox"/> Poor <input type="checkbox"/> None <input checked="" type="checkbox"/>
N	0		Foliage Density:	<input checked="" type="checkbox"/> Normal <input type="checkbox"/> Sparse
NE			Weak crotches:	<input type="checkbox"/> No <input checked="" type="checkbox"/> Yes
E	0		Oak Pit Scale:	<input checked="" type="checkbox"/> No <input type="checkbox"/> Yes
SE			Mainstem dieback:	<input type="checkbox"/> No <input checked="" type="checkbox"/> Yes
S	7		Exposed Roots:	<input checked="" type="checkbox"/> No <input type="checkbox"/> Yes
SW			Epicormic growth:	<input checked="" type="checkbox"/> No <input type="checkbox"/> Yes
W	6		Shading Out:	<input type="checkbox"/> No <input checked="" type="checkbox"/> Yes
NW			Cavities: <input type="checkbox"/> None <input checked="" type="checkbox"/> Trunk <input type="checkbox"/> Branch	
CANOPY SPREAD (FEET):			Exfoliating Bark:	<input type="checkbox"/> No <input checked="" type="checkbox"/> Yes
PROPOSED ACTIONS			Water Pocket(s):	<input type="checkbox"/> No <input checked="" type="checkbox"/> Yes
Monitor for Progress: <input checked="" type="checkbox"/> Yes <input type="checkbox"/> No			Mechanical Damage:	<input type="checkbox"/> Trunk <input type="checkbox"/> Branch <input checked="" type="checkbox"/> None
Treat Infestations: <input type="checkbox"/> Yes <input type="checkbox"/> No			Canker/Galls:	<input type="checkbox"/> No <input checked="" type="checkbox"/> Yes
Remove Deadwood: <input type="checkbox"/> Yes <input type="checkbox"/> No			Fungus:	<input type="checkbox"/> No <input checked="" type="checkbox"/> Yes
Support Structure: <input type="checkbox"/> Yes <input type="checkbox"/> No			Vigor:	<input type="checkbox"/> Excellent <input type="checkbox"/> Average <input type="checkbox"/> Fair <input checked="" type="checkbox"/> Poor
IMPACTS & MITIGATIONS			Twig/ Branch Dieback:	<input type="checkbox"/> None <input type="checkbox"/> Minor <input type="checkbox"/> Moderate <input checked="" type="checkbox"/> Extensive
In Impacted Area: <input type="checkbox"/> Yes <input type="checkbox"/> No n/a			Leaf Size:	<input checked="" type="checkbox"/> Normal <input type="checkbox"/> Small
Proposed Land Use: n/a			Heart Rot:	<input type="checkbox"/> No <input checked="" type="checkbox"/> Yes
Impacts: n/a			Insects:	<input type="checkbox"/> Minor <input checked="" type="checkbox"/> Moderate <input type="checkbox"/> Extensive <input type="checkbox"/> None
Mitigations: n/a			Exudations:	<input checked="" type="checkbox"/> No <input type="checkbox"/> Yes

Comments & Notes: I dead trunk; broken at base

²² Health: A =Outstanding; B = Above Average; C = Average; D = Below Average; F = Dead

²³ Decurrent = Lacking Strong Central Leader. Excurrent = Strong Central Leader.

²⁴ Aesthetic (compared to standard tree of same species) : A = nearly symmetrical, healthy tree – F = Dead

Trunk dbh must be 4" to be included – cumulative diameters. *Juglans nigra*; *Platanus racemosa*; *Umbellularia californica*; native *Quercus sp.* Except scrub oaks not protected.

TREE FIELD DATA WORKSHEET (City of L.A.)

LDC Project No. 10003-001

Survey Date: 3/16/11

Tree Number: 9

GENERAL CHARACTERISTICS				
Species: <input type="checkbox"/> <i>Q. agrifolia</i> <input type="checkbox"/> <i>Q. lobata</i>			Health Rating ²⁵ : <input type="checkbox"/> A <input type="checkbox"/> B <input checked="" type="checkbox"/> C <input type="checkbox"/> D <input type="checkbox"/> F	
<input type="checkbox"/> <i>Ca. Sycamore</i> <input type="checkbox"/> <i>Ca. Bay</i> <input checked="" type="checkbox"/> <i>Ca. Black Walnut</i>			Form: <input type="checkbox"/> symmetric <input checked="" type="checkbox"/> minor asymmetry	
Trunk Count: 5 Height (ft.): 20			<input type="checkbox"/> major asymmetry <input type="checkbox"/> stump sprout	
Trunk DBH (in.): 5, 5, 6.5, 7, 4.5			<input type="checkbox"/> stag-head	
Percent Canopy Cover: 60%			Crown Class ²⁶ : <input checked="" type="checkbox"/> Decurrent <input type="checkbox"/> Excurrent	
Existing Terrain: <input type="checkbox"/> Flat <input checked="" type="checkbox"/> Slope			Age Class: <input type="checkbox"/> immature <input type="checkbox"/> semi-mature	
Aesthetic Rating ²⁷ : <input type="checkbox"/> A <input type="checkbox"/> B <input checked="" type="checkbox"/> C <input type="checkbox"/> D <input type="checkbox"/> F			<input checked="" type="checkbox"/> mature <input type="checkbox"/> over-mature/senescent	
Overall Grade: <input type="checkbox"/> A <input type="checkbox"/> B <input checked="" type="checkbox"/> C <input type="checkbox"/> D <input type="checkbox"/> F			Heritage Tree: <input checked="" type="checkbox"/> No <input type="checkbox"/> Yes	
CANOPY CHARACTERISTICS			TREE HEALTH	
	Dripline Radius (Feet)	Canopy to Grade (Feet)	Wound Wood Development:	Excellent <input type="checkbox"/> Average <input checked="" type="checkbox"/> Poor <input type="checkbox"/> None <input type="checkbox"/>
N	16		Foliage Density:	<input type="checkbox"/> Normal <input checked="" type="checkbox"/> Sparse
NE			Weak crotches:	<input type="checkbox"/> No <input checked="" type="checkbox"/> Yes
E	12		Oak Pit Scale:	<input checked="" type="checkbox"/> No <input type="checkbox"/> Yes
SE			Mainstem dieback:	<input type="checkbox"/> No <input checked="" type="checkbox"/> Yes
S	16		Exposed Roots:	<input checked="" type="checkbox"/> No <input type="checkbox"/> Yes
SW			Epicormic growth:	<input checked="" type="checkbox"/> No <input type="checkbox"/> Yes
W	23		Shading Out:	<input type="checkbox"/> No <input checked="" type="checkbox"/> Yes
NW			Cavities: <input type="checkbox"/> None <input checked="" type="checkbox"/> Trunk <input checked="" type="checkbox"/> Branch	
CANOPY SPREAD (FEET):			Exfoliating Bark:	<input type="checkbox"/> No <input checked="" type="checkbox"/> Yes
PROPOSED ACTIONS			Water Pocket(s):	<input checked="" type="checkbox"/> No <input type="checkbox"/> Yes
Monitor for Progress:			Mechanical Damage:	<input type="checkbox"/> Trunk <input type="checkbox"/> Branch <input checked="" type="checkbox"/> None
Treat Infestations:			Canker/Galls:	<input type="checkbox"/> No <input checked="" type="checkbox"/> Yes
Remove Deadwood:			Fungus:	<input checked="" type="checkbox"/> No <input type="checkbox"/> Yes
Support Structure:			Vigor:	<input type="checkbox"/> Excellent <input type="checkbox"/> Average <input checked="" type="checkbox"/> Fair <input type="checkbox"/> Poor
IMPACTS & MITIGATIONS			Twig/ Branch Dieback:	<input type="checkbox"/> None <input type="checkbox"/> Minor <input checked="" type="checkbox"/> Moderate <input type="checkbox"/> Extensive
In Impacted Area: <input type="checkbox"/> Yes <input type="checkbox"/> No n/a			Leaf Size:	<input checked="" type="checkbox"/> Normal <input type="checkbox"/> Small
Proposed Land Use: n/a			Heart Rot:	<input type="checkbox"/> No <input checked="" type="checkbox"/> Yes
Impacts: n/a			Insects:	<input type="checkbox"/> Minor <input checked="" type="checkbox"/> Moderate <input type="checkbox"/> Extensive <input type="checkbox"/> None
Mitigations: n/a			Exudations:	<input checked="" type="checkbox"/> No <input type="checkbox"/> Yes

Comments & Notes: Basal cavity

²⁵ Health: A =Outstanding; B = Above Average; C = Average; D = Below Average; F = Dead

²⁶ Decurrent = Lacking Strong Central Leader. Excurrent = Strong Central Leader.

²⁷ Aesthetic (compared to standard tree of same species) : A = nearly symmetrical, healthy tree – F = Dead

Trunk dbh must be 4" to be included – cumulative diameters. *Juglans nigra*; *Platanus racemosa*; *Umbellularia californica*; native *Quercus sp.* Except scrub oaks not protected.

TREE FIELD DATA WORKSHEET (City of L.A.)

LDC Project No. 10003-001

Survey Date: 3/16/11

Tree Number: 10

GENERAL CHARACTERISTICS			TREE HEALTH		
Species: <input type="checkbox"/> <i>Q. agrifolia</i> <input type="checkbox"/> <i>Q. lobata</i>			Health Rating ²⁸ : <input type="checkbox"/> A <input type="checkbox"/> B <input type="checkbox"/> C <input checked="" type="checkbox"/> D <input type="checkbox"/> F		
<input type="checkbox"/> <i>Ca. Sycamore</i> <input type="checkbox"/> <i>Ca. Bay</i> <input checked="" type="checkbox"/> <i>Ca. Black Walnut</i>			Form: <input type="checkbox"/> symmetric <input checked="" type="checkbox"/> minor asymmetry		
Trunk Count: 4 Height (ft.): 18			<input type="checkbox"/> major asymmetry <input type="checkbox"/> stump sprout		
Trunk DBH (in.): 5, 2, 5, 4			<input type="checkbox"/> stag-head		
Percent Canopy Cover: 75%			Crown Class ²⁹ : <input checked="" type="checkbox"/> Decurrent <input type="checkbox"/> Excurrent		
Existing Terrain: <input type="checkbox"/> Flat <input checked="" type="checkbox"/> Slope			Age Class: <input type="checkbox"/> immature <input type="checkbox"/> semi-mature		
Aesthetic Rating ³⁰ : <input type="checkbox"/> A <input type="checkbox"/> B <input checked="" type="checkbox"/> C- <input type="checkbox"/> D <input type="checkbox"/> F			<input type="checkbox"/> mature <input checked="" type="checkbox"/> over-mature/senescent		
Overall Grade: <input type="checkbox"/> A <input type="checkbox"/> B <input checked="" type="checkbox"/> C- <input type="checkbox"/> D <input type="checkbox"/> F			Heritage Tree: <input checked="" type="checkbox"/> No <input type="checkbox"/> Yes		
CANOPY CHARACTERISTICS			TREE HEALTH		
	Dripline Radius (Feet)	Canopy to Grade (Feet)	Wound Wood Development:	Excellent <input type="checkbox"/> Average <input type="checkbox"/> Poor <input checked="" type="checkbox"/> None <input type="checkbox"/>	
N	5		Foliage Density:	<input checked="" type="checkbox"/> Normal <input type="checkbox"/> Sparse	
NE			Weak crotches:	<input type="checkbox"/> No <input checked="" type="checkbox"/> Yes	
E	14		Oak Pit Scale:	<input checked="" type="checkbox"/> No <input type="checkbox"/> Yes	
SE			Mainstem dieback:	<input type="checkbox"/> No <input checked="" type="checkbox"/> Yes	
S	0		Exposed Roots:	<input checked="" type="checkbox"/> No <input type="checkbox"/> Yes	
SW			Epicormic growth:	<input checked="" type="checkbox"/> No <input type="checkbox"/> Yes	
W	5		Shading Out:	<input type="checkbox"/> No <input checked="" type="checkbox"/> Yes	
NW			Cavities: <input type="checkbox"/> None <input checked="" type="checkbox"/> Trunk <input checked="" type="checkbox"/> Branch		
CANOPY SPREAD (FEET):			Exfoliating Bark:	<input type="checkbox"/> No <input type="checkbox"/> Yes	
PROPOSED ACTIONS			Water Pocket(s):	<input type="checkbox"/> No <input checked="" type="checkbox"/> Yes	
Monitor for Progress: <input checked="" type="checkbox"/> Yes <input type="checkbox"/> No			Mechanical Damage:	<input type="checkbox"/> Trunk <input type="checkbox"/> Branch <input checked="" type="checkbox"/> None	
Treat Infestations: <input type="checkbox"/> Yes <input type="checkbox"/> No			Canker/Galls:	<input type="checkbox"/> No <input checked="" type="checkbox"/> Yes	
Remove Deadwood: <input type="checkbox"/> Yes <input type="checkbox"/> No			Fungus:	<input checked="" type="checkbox"/> No <input type="checkbox"/> Yes	
Support Structure: <input type="checkbox"/> Yes <input type="checkbox"/> No			Vigor:	<input type="checkbox"/> Excellent <input type="checkbox"/> Average <input checked="" type="checkbox"/> Fair <input type="checkbox"/> Poor	
IMPACTS & MITIGATIONS			Twig/ Branch Dieback:	<input type="checkbox"/> None <input type="checkbox"/> Minor <input type="checkbox"/> Moderate <input checked="" type="checkbox"/> Extensive	
In Impacted Area: <input type="checkbox"/> Yes <input type="checkbox"/> No n/a			Leaf Size:	<input checked="" type="checkbox"/> Normal <input type="checkbox"/> Small	
Proposed Land Use: n/a			Heart Rot:	<input type="checkbox"/> No <input checked="" type="checkbox"/> Yes	
Impacts: n/a			Insects:	<input type="checkbox"/> Minor <input type="checkbox"/> Moderate <input checked="" type="checkbox"/> Extensive <input type="checkbox"/> None	
Mitigations: n/a			Exudations:	<input checked="" type="checkbox"/> No <input type="checkbox"/> Yes	

Comments & Notes:

²⁸ Health: A =Outstanding; B = Above Average; C = Average; D = Below Average; F = Dead

²⁹ Decurrent = Lacking Strong Central Leader. Excurrent = Strong Central Leader.

³⁰ Aesthetic (compared to standard tree of same species) : A = nearly symmetrical, healthy tree – F = Dead

Trunk dbh must be 4" to be included – cumulative diameters. *Juglans nigra*; *Platanus racemosa*; *Umbellularia californica*; native *Quercus sp.* Except scrub oaks not protected.

TREE FIELD DATA WORKSHEET (City of L.A.)

LDC Project No. 10003-001

Survey Date: 3/16/11

Tree Number: 11

GENERAL CHARACTERISTICS				
Species: <input type="checkbox"/> <i>Q. agrifolia</i> <input type="checkbox"/> <i>Q. lobata</i>			Health Rating ³¹ : <input type="checkbox"/> A <input type="checkbox"/> B <input checked="" type="checkbox"/> C <input type="checkbox"/> D <input type="checkbox"/> F	
<input type="checkbox"/> <i>Ca. Sycamore</i> <input type="checkbox"/> <i>Ca. Bay</i> <input checked="" type="checkbox"/> <i>Ca. Black Walnut</i>			Form: <input type="checkbox"/> symmetric <input type="checkbox"/> minor asymmetry	
Trunk Count: 2 Height (ft.): 15			<input checked="" type="checkbox"/> major asymmetry <input type="checkbox"/> stump sprout	
Trunk DBH (in.): 5, 6			<input type="checkbox"/> stag-head	
Percent Canopy Cover: 75%			Crown Class ³² : <input checked="" type="checkbox"/> Decurrent <input type="checkbox"/> Excurrent	
Existing Terrain: <input type="checkbox"/> Flat <input checked="" type="checkbox"/> Slope			Age Class: <input type="checkbox"/> immature <input type="checkbox"/> semi-mature	
Aesthetic Rating ³³ : <input type="checkbox"/> A <input type="checkbox"/> B <input checked="" type="checkbox"/> C <input type="checkbox"/> D <input type="checkbox"/> F			<input checked="" type="checkbox"/> mature <input type="checkbox"/> over-mature/senescent	
Overall Grade: <input type="checkbox"/> A <input type="checkbox"/> B <input checked="" type="checkbox"/> C <input type="checkbox"/> D <input type="checkbox"/> F			Heritage Tree: <input checked="" type="checkbox"/> No <input type="checkbox"/> Yes	
CANOPY CHARACTERISTICS			TREE HEALTH	
	Dripline Radius (Feet)	Canopy to Grade (Feet)	Wound Wood Development:	Excellent <input type="checkbox"/> Average <input checked="" type="checkbox"/> Poor <input type="checkbox"/> None <input type="checkbox"/>
N	0		Foliage Density:	<input checked="" type="checkbox"/> Normal <input type="checkbox"/> Sparse
NE			Weak crotches:	<input checked="" type="checkbox"/> No <input type="checkbox"/> Yes
E	23		Oak Pit Scale:	<input checked="" type="checkbox"/> No <input type="checkbox"/> Yes
SE	23		Mainstem dieback:	<input checked="" type="checkbox"/> No <input type="checkbox"/> Yes
S	0		Exposed Roots:	<input checked="" type="checkbox"/> No <input type="checkbox"/> Yes
SW			Epicormic growth:	<input checked="" type="checkbox"/> No <input type="checkbox"/> Yes
W	0		Shading Out:	<input type="checkbox"/> No <input checked="" type="checkbox"/> Yes
NW			Cavities: <input checked="" type="checkbox"/> None	<input type="checkbox"/> Trunk <input type="checkbox"/> Branch
CANOPY SPREAD (FEET):			Exfoliating Bark:	<input checked="" type="checkbox"/> No <input type="checkbox"/> Yes
PROPOSED ACTIONS			Water Pocket(s):	<input checked="" type="checkbox"/> No <input type="checkbox"/> Yes
Monitor for Progress: <input checked="" type="checkbox"/> Yes <input type="checkbox"/> No			Mechanical Damage:	<input type="checkbox"/> Trunk <input type="checkbox"/> Branch <input checked="" type="checkbox"/> None
Treat Infestations: <input type="checkbox"/> Yes <input type="checkbox"/> No			Canker/Galls:	<input type="checkbox"/> No <input checked="" type="checkbox"/> Yes
Remove Deadwood: <input type="checkbox"/> Yes <input type="checkbox"/> No			Fungus:	<input type="checkbox"/> No <input checked="" type="checkbox"/> Yes
Support Structure: <input type="checkbox"/> Yes <input type="checkbox"/> No			Vigor:	<input type="checkbox"/> Excellent <input type="checkbox"/> Average <input checked="" type="checkbox"/> Fair <input type="checkbox"/> Poor
IMPACTS & MITIGATIONS			Twig/ Branch Dieback:	<input type="checkbox"/> None <input type="checkbox"/> Minor <input checked="" type="checkbox"/> Moderate <input type="checkbox"/> Extensive
In Impacted Area: <input type="checkbox"/> Yes <input type="checkbox"/> No n/a			Leaf Size:	<input checked="" type="checkbox"/> Normal <input type="checkbox"/> Small
Proposed Land Use: n/a			Heart Rot:	<input type="checkbox"/> No <input checked="" type="checkbox"/> Yes
Impacts: n/a			Insects:	<input type="checkbox"/> Minor <input checked="" type="checkbox"/> Moderate <input type="checkbox"/> Extensive <input type="checkbox"/> None
Mitigations: n/a			Exudations:	<input checked="" type="checkbox"/> No <input type="checkbox"/> Yes

Comments & Notes:

³¹ Health: A =Outstanding; B = Above Average; C = Average; D = Below Average; F = Dead

³² Decurrent = Lacking Strong Central Leader. Excurrent = Strong Central Leader.

³³ Aesthetic (compared to standard tree of same species) : A = nearly symmetrical, healthy tree – F = Dead

Trunk dbh must be 4" to be included – cumulative diameters. *Juglans nigra*; *Platanus racemosa*; *Umbellularia californica*; native *Quercus sp.* Except scrub oaks not protected.

TREE FIELD DATA WORKSHEET (City of L.A.)

LDC Project No. 10003-001

Survey Date: 3/16/11

Tree Number: 12

GENERAL CHARACTERISTICS				
Species: <input type="checkbox"/> <i>Q. agrifolia</i> <input type="checkbox"/> <i>Q. lobata</i>			Health Rating ³⁴ : <input type="checkbox"/> A <input type="checkbox"/> B <input type="checkbox"/> C <input checked="" type="checkbox"/> D <input type="checkbox"/> F	
<input type="checkbox"/> <i>Ca. Sycamore</i> <input type="checkbox"/> <i>Ca. Bay</i> <input checked="" type="checkbox"/> <i>Ca. Black Walnut</i>			Form: <input type="checkbox"/> symmetric <input type="checkbox"/> minor asymmetry	
Trunk Count: 1 Height (ft.): 15			<input checked="" type="checkbox"/> major asymmetry <input type="checkbox"/> stump sprout	
Trunk DBH (in.): 5			<input type="checkbox"/> stag-head	
Percent Canopy Cover: 50%			Crown Class ³⁵ : <input checked="" type="checkbox"/> Decurrent <input type="checkbox"/> Excurrent	
Existing Terrain: <input type="checkbox"/> Flat <input checked="" type="checkbox"/> Slope			Age Class: <input type="checkbox"/> immature <input checked="" type="checkbox"/> semi-mature	
Aesthetic Rating ³⁶ : <input type="checkbox"/> A <input type="checkbox"/> B <input type="checkbox"/> C <input checked="" type="checkbox"/> D <input type="checkbox"/> F			<input type="checkbox"/> mature <input type="checkbox"/> over-mature/senescent	
Overall Grade: <input type="checkbox"/> A <input type="checkbox"/> B <input type="checkbox"/> C <input checked="" type="checkbox"/> D <input type="checkbox"/> F			Heritage Tree: <input checked="" type="checkbox"/> No <input type="checkbox"/> Yes	
CANOPY CHARACTERISTICS			TREE HEALTH	
	Dripline Radius (Feet)	Canopy to Grade (Feet)	Wound Wood Development:	Excellent <input type="checkbox"/> Average <input type="checkbox"/> Poor <input type="checkbox"/> None <input checked="" type="checkbox"/>
N	10		Foliage Density:	<input type="checkbox"/> Normal <input checked="" type="checkbox"/> Sparse
NE			Weak crotches:	<input checked="" type="checkbox"/> No <input type="checkbox"/> Yes
E	16		Oak Pit Scale:	<input checked="" type="checkbox"/> No <input type="checkbox"/> Yes
SE			Mainstem dieback:	<input type="checkbox"/> No <input checked="" type="checkbox"/> Yes
S	8		Exposed Roots:	<input checked="" type="checkbox"/> No <input type="checkbox"/> Yes
SW			Epicormic growth:	<input checked="" type="checkbox"/> No <input type="checkbox"/> Yes
W	6		Shading Out:	<input type="checkbox"/> No <input checked="" type="checkbox"/> Yes
NW			Cavities: <input type="checkbox"/> None <input checked="" type="checkbox"/> Trunk <input type="checkbox"/> Branch	
CANOPY SPREAD (FEET):			Exfoliating Bark:	<input type="checkbox"/> No <input checked="" type="checkbox"/> Yes
PROPOSED ACTIONS			Water Pocket(s):	<input type="checkbox"/> No <input checked="" type="checkbox"/> Yes
Monitor for Progress: <input checked="" type="checkbox"/> Yes <input type="checkbox"/> No			Mechanical Damage:	<input type="checkbox"/> Trunk <input type="checkbox"/> Branch <input checked="" type="checkbox"/> None
Treat Infestations: <input type="checkbox"/> Yes <input type="checkbox"/> No			Canker/Galls:	<input type="checkbox"/> No <input checked="" type="checkbox"/> Yes
Remove Deadwood: <input type="checkbox"/> Yes <input type="checkbox"/> No			Fungus:	<input checked="" type="checkbox"/> No <input type="checkbox"/> Yes
Support Structure: <input type="checkbox"/> Yes <input type="checkbox"/> No			Vigor:	<input type="checkbox"/> Excellent <input type="checkbox"/> Average <input checked="" type="checkbox"/> Fair <input type="checkbox"/> Poor
IMPACTS & MITIGATIONS			Twig/ Branch Dieback:	<input type="checkbox"/> None <input type="checkbox"/> Minor <input checked="" type="checkbox"/> Moderate <input type="checkbox"/> Extensive
In Impacted Area: <input type="checkbox"/> Yes <input type="checkbox"/> No n/a			Leaf Size:	<input checked="" type="checkbox"/> Normal <input type="checkbox"/> Small
Proposed Land Use: n/a			Heart Rot:	<input type="checkbox"/> No <input checked="" type="checkbox"/> Yes
Impacts: n/a			Insects:	<input type="checkbox"/> Minor <input checked="" type="checkbox"/> Moderate <input type="checkbox"/> Extensive <input type="checkbox"/> None
Mitigations: n/a			Exudations:	<input checked="" type="checkbox"/> No <input type="checkbox"/> Yes

Comments & Notes:

³⁴ Health: A =Outstanding; B = Above Average; C = Average; D = Below Average; F = Dead

³⁵ Decurrent = Lacking Strong Central Leader. Excurrent = Strong Central Leader.

³⁶ Aesthetic (compared to standard tree of same species) : A = nearly symmetrical, healthy tree – F = Dead

Trunk dbh must be 4" to be included – cumulative diameters. *Juglans nigra*; *Platanus racemosa*; *Umbellularia californica*; native *Quercus sp.* Except scrub oaks not protected.

Survey Date: 3/16/11

Tree Number: 13

GENERAL CHARACTERISTICS				
Species: <input type="checkbox"/> <i>Q. agrifolia</i> <input type="checkbox"/> <i>Q. lobata</i>			Health Rating ³⁷ : <input type="checkbox"/> A <input type="checkbox"/> B <input checked="" type="checkbox"/> C <input type="checkbox"/> D <input type="checkbox"/> F	
<input type="checkbox"/> <i>Ca. Sycamore</i> <input type="checkbox"/> <i>Ca. Bay</i> <input checked="" type="checkbox"/> <i>Ca. Black Walnut</i>			Form: <input type="checkbox"/> symmetric <input type="checkbox"/> minor asymmetry	
Trunk Count: 1 Height (ft.): 12			<input checked="" type="checkbox"/> major asymmetry <input type="checkbox"/> stump sprout	
Trunk DBH (in.): 4			<input type="checkbox"/> stag-head	
Percent Canopy Cover: 50%			Crown Class ³⁸ : <input checked="" type="checkbox"/> Decurrent <input type="checkbox"/> Excurrent	
Existing Terrain: <input type="checkbox"/> Flat <input checked="" type="checkbox"/> Slope			Age Class: <input type="checkbox"/> immature <input checked="" type="checkbox"/> semi-mature	
Aesthetic Rating ³⁹ : <input type="checkbox"/> A <input type="checkbox"/> B <input type="checkbox"/> C <input checked="" type="checkbox"/> D <input type="checkbox"/> F			<input type="checkbox"/> mature <input type="checkbox"/> over-mature/senescent	
Overall Grade: <input type="checkbox"/> A <input type="checkbox"/> B <input checked="" type="checkbox"/> C <input type="checkbox"/> D <input type="checkbox"/> F			Heritage Tree: <input checked="" type="checkbox"/> No <input type="checkbox"/> Yes	
CANOPY CHARACTERISTICS			TREE HEALTH	
	Dripline Radius (Feet)	Canopy to Grade (Feet)	Wound Wood Development:	Excellent <input type="checkbox"/> Average <input type="checkbox"/> Poor <input checked="" type="checkbox"/> None <input type="checkbox"/>
N	0		Foliage Density:	<input checked="" type="checkbox"/> Normal <input type="checkbox"/> Sparse
NE			Weak crotches:	<input checked="" type="checkbox"/> No <input type="checkbox"/> Yes
E	17		Oak Pit Scale:	<input checked="" type="checkbox"/> No <input type="checkbox"/> Yes
SE			Mainstem dieback:	<input checked="" type="checkbox"/> No <input type="checkbox"/> Yes
S	0		Exposed Roots:	<input checked="" type="checkbox"/> No <input type="checkbox"/> Yes
SW			Epicormic growth:	<input checked="" type="checkbox"/> No <input type="checkbox"/> Yes
W	0		Shading Out:	<input type="checkbox"/> No <input checked="" type="checkbox"/> Yes
NW			Cavities: <input type="checkbox"/> None <input checked="" type="checkbox"/> Trunk <input type="checkbox"/> Branch	
CANOPY SPREAD (FEET):			Exfoliating Bark:	<input checked="" type="checkbox"/> No <input type="checkbox"/> Yes
PROPOSED ACTIONS			Water Pocket(s):	<input type="checkbox"/> No <input checked="" type="checkbox"/> Yes
Monitor for Progress: <input checked="" type="checkbox"/> Yes <input type="checkbox"/> No			Mechanical Damage:	<input type="checkbox"/> Trunk <input type="checkbox"/> Branch <input checked="" type="checkbox"/> None
Treat Infestations: <input type="checkbox"/> Yes <input type="checkbox"/> No			Canker/Galls:	<input type="checkbox"/> No <input checked="" type="checkbox"/> Yes
Remove Deadwood: <input type="checkbox"/> Yes <input type="checkbox"/> No			Fungus:	<input checked="" type="checkbox"/> No <input type="checkbox"/> Yes
Support Structure: <input type="checkbox"/> Yes <input type="checkbox"/> No			Vigor:	<input type="checkbox"/> Excellent <input type="checkbox"/> Average <input checked="" type="checkbox"/> Fair <input type="checkbox"/> Poor
IMPACTS & MITIGATIONS			Twig/ Branch Dieback:	<input type="checkbox"/> None <input type="checkbox"/> Minor <input checked="" type="checkbox"/> Moderate <input type="checkbox"/> Extensive
In Impacted Area: <input type="checkbox"/> Yes <input type="checkbox"/> No n/a			Leaf Size:	<input checked="" type="checkbox"/> Normal <input type="checkbox"/> Small
Proposed Land Use: n/a			Heart Rot:	<input type="checkbox"/> No <input checked="" type="checkbox"/> Yes
Impacts: n/a			Insects:	<input checked="" type="checkbox"/> Minor <input type="checkbox"/> Moderate <input type="checkbox"/> Extensive <input type="checkbox"/> None
Mitigations: n/a			Exudations:	<input checked="" type="checkbox"/> No <input type="checkbox"/> Yes

Comments & Notes:

³⁷ Health: A =Outstanding; B = Above Average; C = Average; D = Below Average; F = Dead

³⁸ Decurrent = Lacking Strong Central Leader. Excurrent = Strong Central Leader.

³⁹ Aesthetic (compared to standard tree of same species) : A = nearly symmetrical, healthy tree – F = Dead

Trunk dbh must be 4" to be included – cumulative diameters. *Juglans nigra*; *Platanus racemosa*; *Umbellularia californica*; native *Quercus sp.* Except scrub oaks not protected.

TREE FIELD DATA WORKSHEET (City of L.A.)

LDC Project No. 10003-001

Survey Date: 3/16/11

Tree Number: 14

GENERAL CHARACTERISTICS				
Species: <input type="checkbox"/> <i>Q. agrifolia</i> <input type="checkbox"/> <i>Q. lobata</i>			Health Rating ⁴⁰ : <input type="checkbox"/> A <input type="checkbox"/> B <input checked="" type="checkbox"/> C <input type="checkbox"/> D <input type="checkbox"/> F	
<input type="checkbox"/> <i>Ca. Sycamore</i> <input type="checkbox"/> <i>Ca. Bay</i> <input checked="" type="checkbox"/> <i>Ca. Black Walnut</i>			Form: <input type="checkbox"/> symmetric <input type="checkbox"/> minor asymmetry	
Trunk Count: 3 Height (ft.): 20			<input checked="" type="checkbox"/> major asymmetry <input type="checkbox"/> stump sprout	
Trunk DBH (in.): 4, 5, 6			<input type="checkbox"/> stag-head	
Percent Canopy Cover: 50%			Crown Class ⁴¹ : <input checked="" type="checkbox"/> Decurrent <input type="checkbox"/> Excurrent	
Existing Terrain: <input type="checkbox"/> Flat <input checked="" type="checkbox"/> Slope			Age Class: <input type="checkbox"/> immature <input type="checkbox"/> semi-mature	
Aesthetic Rating ⁴² : <input type="checkbox"/> A <input type="checkbox"/> B <input checked="" type="checkbox"/> C <input type="checkbox"/> D <input type="checkbox"/> F			<input checked="" type="checkbox"/> mature <input type="checkbox"/> over-mature/senescent	
Overall Grade: <input type="checkbox"/> A <input type="checkbox"/> B <input checked="" type="checkbox"/> C <input type="checkbox"/> D <input type="checkbox"/> F			Heritage Tree: <input checked="" type="checkbox"/> No <input type="checkbox"/> Yes	
CANOPY CHARACTERISTICS			TREE HEALTH	
	Dripline Radius (Feet)	Canopy to Grade (Feet)	Wound Wood Development:	Excellent <input type="checkbox"/> Average <input checked="" type="checkbox"/> Poor <input type="checkbox"/> None <input type="checkbox"/>
N	17		Foliage Density:	<input checked="" type="checkbox"/> Normal <input type="checkbox"/> Sparse
NE			Weak crotches:	<input checked="" type="checkbox"/> No <input type="checkbox"/> Yes
E	10		Oak Pit Scale:	<input checked="" type="checkbox"/> No <input type="checkbox"/> Yes
SE			Mainstem dieback:	<input checked="" type="checkbox"/> No <input type="checkbox"/> Yes
S	5		Exposed Roots:	<input checked="" type="checkbox"/> No <input type="checkbox"/> Yes
SW			Epicormic growth:	<input checked="" type="checkbox"/> No <input type="checkbox"/> Yes
W	6		Shading Out:	<input type="checkbox"/> No <input checked="" type="checkbox"/> Yes
NW			Cavities: <input type="checkbox"/> None	<input checked="" type="checkbox"/> Trunk <input checked="" type="checkbox"/> Branch
CANOPY SPREAD (FEET):			Exfoliating Bark:	<input checked="" type="checkbox"/> No <input type="checkbox"/> Yes
PROPOSED ACTIONS			Water Pocket(s):	<input checked="" type="checkbox"/> No <input type="checkbox"/> Yes
Monitor for Progress: <input checked="" type="checkbox"/> Yes <input type="checkbox"/> No			Mechanical Damage:	<input type="checkbox"/> Trunk <input checked="" type="checkbox"/> Branch <input type="checkbox"/> None
Treat Infestations: <input type="checkbox"/> Yes <input type="checkbox"/> No			Canker/Galls:	<input type="checkbox"/> No <input checked="" type="checkbox"/> Yes
Remove Deadwood: <input type="checkbox"/> Yes <input type="checkbox"/> No			Fungus:	<input checked="" type="checkbox"/> No <input type="checkbox"/> Yes
Support Structure: <input type="checkbox"/> Yes <input type="checkbox"/> No			Vigor:	<input type="checkbox"/> Excellent <input type="checkbox"/> Average <input checked="" type="checkbox"/> Fair <input type="checkbox"/> Poor
IMPACTS & MITIGATIONS			Twig/ Branch Dieback:	<input type="checkbox"/> None <input type="checkbox"/> Minor <input checked="" type="checkbox"/> Moderate <input type="checkbox"/> Extensive
In Impacted Area: <input type="checkbox"/> Yes <input type="checkbox"/> No n/a			Leaf Size:	<input checked="" type="checkbox"/> Normal <input type="checkbox"/> Small
Proposed Land Use: n/a			Heart Rot:	<input type="checkbox"/> No <input checked="" type="checkbox"/> Yes
Impacts: n/a			Insects:	<input type="checkbox"/> Minor <input checked="" type="checkbox"/> Moderate <input type="checkbox"/> Extensive <input type="checkbox"/> None
Mitigations: n/a			Exudations:	<input checked="" type="checkbox"/> No <input type="checkbox"/> Yes

Comments & Notes:

⁴⁰ Health: A =Outstanding; B = Above Average; C = Average; D = Below Average; F = Dead

⁴¹ Decurrent = Lacking Strong Central Leader. Excurrent = Strong Central Leader.

⁴² Aesthetic (compared to standard tree of same species) : A = nearly symmetrical, healthy tree – F = Dead

Trunk dbh must be 4" to be included – cumulative diameters. *Juglans nigra*; *Platanus racemosa*; *Umbellularia californica*; native *Quercus sp.* Except scrub oaks not protected.

Survey Date: 3/16/11

Tree Number: 15

GENERAL CHARACTERISTICS				
Species: <input type="checkbox"/> <i>Q. agrifolia</i> <input type="checkbox"/> <i>Q. lobata</i>			Health Rating ⁴³ : <input type="checkbox"/> A <input type="checkbox"/> B <input checked="" type="checkbox"/> C- <input type="checkbox"/> D <input type="checkbox"/> F	
<input type="checkbox"/> <i>Ca. Sycamore</i> <input type="checkbox"/> <i>Ca. Bay</i> <input checked="" type="checkbox"/> <i>Ca. Black Walnut</i>			Form: <input type="checkbox"/> symmetric <input type="checkbox"/> minor asymmetry	
Trunk Count: 3 Height (ft.): 12			<input checked="" type="checkbox"/> major asymmetry <input type="checkbox"/> stump sprout	
Trunk DBH (in.): 2.5, 3, 3.5			<input type="checkbox"/> stag-head	
Percent Canopy Cover: 50%			Crown Class ⁴⁴ : <input checked="" type="checkbox"/> Decurrent <input type="checkbox"/> Excurrent	
Existing Terrain: <input type="checkbox"/> Flat <input checked="" type="checkbox"/> Slope			Age Class: <input type="checkbox"/> immature <input checked="" type="checkbox"/> semi-mature	
Aesthetic Rating ⁴⁵ : <input type="checkbox"/> A <input type="checkbox"/> B <input checked="" type="checkbox"/> C <input type="checkbox"/> D <input type="checkbox"/> F			<input type="checkbox"/> mature <input type="checkbox"/> over-mature/senescent	
Overall Grade: <input type="checkbox"/> A <input type="checkbox"/> B <input checked="" type="checkbox"/> C- <input type="checkbox"/> D <input type="checkbox"/> F			Heritage Tree: <input checked="" type="checkbox"/> No <input type="checkbox"/> Yes	
CANOPY CHARACTERISTICS			TREE HEALTH	
	Dripline Radius (Feet)	Canopy to Grade (Feet)	Wound Wood Development:	Excellent <input type="checkbox"/> Average <input checked="" type="checkbox"/> Poor <input type="checkbox"/> None <input type="checkbox"/>
N	3		Foliage Density:	<input checked="" type="checkbox"/> Normal <input type="checkbox"/> Sparse
NE			Weak crotches:	<input type="checkbox"/> No <input checked="" type="checkbox"/> Yes
E	5		Oak Pit Scale:	<input checked="" type="checkbox"/> No <input type="checkbox"/> Yes
SE			Mainstem dieback:	<input type="checkbox"/> No <input checked="" type="checkbox"/> Yes
S	16		Exposed Roots:	<input checked="" type="checkbox"/> No <input type="checkbox"/> Yes
SW			Epicormic growth:	<input checked="" type="checkbox"/> No <input type="checkbox"/> Yes
W	3		Shading Out:	<input type="checkbox"/> No <input checked="" type="checkbox"/> Yes
NW			Cavities: <input type="checkbox"/> None <input checked="" type="checkbox"/> Trunk <input type="checkbox"/> Branch	
CANOPY SPREAD (FEET):			Exfoliating Bark:	<input checked="" type="checkbox"/> No <input type="checkbox"/> Yes
PROPOSED ACTIONS			Water Pocket(s):	<input checked="" type="checkbox"/> No <input type="checkbox"/> Yes
Monitor for Progress: <input checked="" type="checkbox"/> Yes <input type="checkbox"/> No			Mechanical Damage:	<input checked="" type="checkbox"/> Trunk <input type="checkbox"/> Branch <input type="checkbox"/> None
Treat Infestations: <input type="checkbox"/> Yes <input type="checkbox"/> No			Canker/Galls:	<input checked="" type="checkbox"/> No <input type="checkbox"/> Yes
Remove Deadwood: <input type="checkbox"/> Yes <input type="checkbox"/> No			Fungus:	<input checked="" type="checkbox"/> No <input type="checkbox"/> Yes
Support Structure: <input type="checkbox"/> Yes <input type="checkbox"/> No			Vigor:	<input type="checkbox"/> Excellent <input type="checkbox"/> Average <input checked="" type="checkbox"/> Fair <input type="checkbox"/> Poor
IMPACTS & MITIGATIONS			Twig/ Branch Dieback:	<input type="checkbox"/> None <input type="checkbox"/> Minor <input type="checkbox"/> Moderate <input checked="" type="checkbox"/> Extensive
In Impacted Area: <input type="checkbox"/> Yes <input type="checkbox"/> No n/a			Leaf Size:	<input checked="" type="checkbox"/> Normal <input type="checkbox"/> Small
Proposed Land Use: n/a			Heart Rot:	<input type="checkbox"/> No <input checked="" type="checkbox"/> Yes
Impacts: n/a			Insects:	<input type="checkbox"/> Minor <input checked="" type="checkbox"/> Moderate <input type="checkbox"/> Extensive <input type="checkbox"/> None
Mitigations: n/a			Exudations:	<input checked="" type="checkbox"/> No <input type="checkbox"/> Yes

Comments & Notes:

⁴³ Health: A =Outstanding; B = Above Average; C = Average; D = Below Average; F = Dead

⁴⁴ Decurrent = Lacking Strong Central Leader. Excurrent = Strong Central Leader.

⁴⁵ Aesthetic (compared to standard tree of same species) : A = nearly symmetrical, healthy tree – F = Dead

Trunk dbh must be 4" to be included – cumulative diameters. *Juglans nigra*; *Platanus racemosa*; *Umbellularia californica*; native *Quercus sp.* Except scrub oaks not protected.

TREE FIELD DATA WORKSHEET (City of L.A.)

LDC Project No. 10003-001

Survey Date: 3/16/11

Tree Number: 16

GENERAL CHARACTERISTICS			TREE HEALTH		
Species: <input type="checkbox"/> <i>Q. agrifolia</i> <input type="checkbox"/> <i>Q. lobata</i>			Health Rating ⁴⁶ : <input type="checkbox"/> A <input type="checkbox"/> B <input type="checkbox"/> C <input checked="" type="checkbox"/> D <input type="checkbox"/> F		
<input type="checkbox"/> <i>Ca. Sycamore</i> <input type="checkbox"/> <i>Ca. Bay</i> <input checked="" type="checkbox"/> <i>Ca. Black Walnut</i>			Form: <input type="checkbox"/> symmetric <input type="checkbox"/> minor asymmetry		
Trunk Count: 1 Height (ft.): 18			<input checked="" type="checkbox"/> major asymmetry <input type="checkbox"/> stump sprout		
Trunk DBH (in.): 5.5 @ 3.5' (low branching)			<input type="checkbox"/> stag-head		
Percent Canopy Cover: 50%			Crown Class ⁴⁷ : <input checked="" type="checkbox"/> Decurrent <input type="checkbox"/> Excurrent		
Existing Terrain: <input type="checkbox"/> Flat <input checked="" type="checkbox"/> Slope			Age Class: <input type="checkbox"/> immature <input checked="" type="checkbox"/> semi-mature		
Aesthetic Rating ⁴⁸ : <input type="checkbox"/> A <input type="checkbox"/> B <input type="checkbox"/> C <input checked="" type="checkbox"/> D <input type="checkbox"/> F			<input type="checkbox"/> mature <input type="checkbox"/> over-mature/senescent		
Overall Grade: <input type="checkbox"/> A <input type="checkbox"/> B <input type="checkbox"/> C <input checked="" type="checkbox"/> D <input type="checkbox"/> F			Heritage Tree: <input checked="" type="checkbox"/> No <input type="checkbox"/> Yes		
CANOPY CHARACTERISTICS			TREE HEALTH		
	Dripline Radius (Feet)	Canopy to Grade (Feet)	Wound Wood Development:	Excellent <input type="checkbox"/> Average <input checked="" type="checkbox"/>	Poor <input type="checkbox"/> None <input type="checkbox"/>
N	12		Foliage Density:	<input type="checkbox"/> Normal <input checked="" type="checkbox"/> Sparse	
NE			Weak crotches:	<input checked="" type="checkbox"/> No <input type="checkbox"/> Yes	
E	15		Oak Pit Scale:	<input checked="" type="checkbox"/> No <input type="checkbox"/> Yes	
SE			Mainstem dieback:	<input type="checkbox"/> No <input checked="" type="checkbox"/> Yes	
S	0		Exposed Roots:	<input checked="" type="checkbox"/> No <input type="checkbox"/> Yes	
SW			Epicormic growth:	<input checked="" type="checkbox"/> No <input type="checkbox"/> Yes	
W	0		Shading Out:	<input type="checkbox"/> No <input checked="" type="checkbox"/> Yes	
NW			Cavities: <input type="checkbox"/> None <input checked="" type="checkbox"/> Trunk <input type="checkbox"/> Branch		
CANOPY SPREAD (FEET):			Exfoliating Bark:	<input checked="" type="checkbox"/> No <input type="checkbox"/> Yes	
PROPOSED ACTIONS			Water Pocket(s):	<input checked="" type="checkbox"/> No <input type="checkbox"/> Yes	
Monitor for Progress: <input checked="" type="checkbox"/> Yes <input type="checkbox"/> No			Mechanical Damage:	<input type="checkbox"/> Trunk <input checked="" type="checkbox"/> Branch <input type="checkbox"/> None	
Treat Infestations: <input type="checkbox"/> Yes <input type="checkbox"/> No			Canker/Galls:	<input type="checkbox"/> No <input checked="" type="checkbox"/> Yes	
Remove Deadwood: <input type="checkbox"/> Yes <input type="checkbox"/> No			Fungus:	<input type="checkbox"/> No <input checked="" type="checkbox"/> Yes	
Support Structure: <input type="checkbox"/> Yes <input type="checkbox"/> No			Vigor:	<input type="checkbox"/> Excellent <input type="checkbox"/> Average <input checked="" type="checkbox"/> Fair <input type="checkbox"/> Poor	
IMPACTS & MITIGATIONS			Twig/ Branch Dieback:	<input type="checkbox"/> None <input type="checkbox"/> Minor <input type="checkbox"/> Moderate <input checked="" type="checkbox"/> Extensive	
In Impacted Area: <input type="checkbox"/> Yes <input type="checkbox"/> No n/a			Leaf Size:	<input checked="" type="checkbox"/> Normal <input type="checkbox"/> Small	
Proposed Land Use: n/a			Heart Rot:	<input type="checkbox"/> No <input checked="" type="checkbox"/> Yes	
Impacts: n/a			Insects:	<input type="checkbox"/> Minor <input checked="" type="checkbox"/> Moderate <input type="checkbox"/> Extensive <input type="checkbox"/> None	
Mitigations: n/a			Exudations:	<input checked="" type="checkbox"/> No <input type="checkbox"/> Yes	

Comments & Notes:

⁴⁶ Health: A =Outstanding; B = Above Average; C = Average; D = Below Average; F = Dead

⁴⁷ Decurrent = Lacking Strong Central Leader. Excurrent = Strong Central Leader.

⁴⁸ Aesthetic (compared to standard tree of same species) : A = nearly symmetrical, healthy tree – F = Dead

Trunk dbh must be 4" to be included – cumulative diameters. *Juglans nigra*; *Platanus racemosa*; *Umbellularia californica*; native *Quercus sp.* Except scrub oaks not protected.

Survey Date: 3/16/11

Tree Number: 17

GENERAL CHARACTERISTICS				
Species: <input type="checkbox"/> <i>Q. agrifolia</i> <input type="checkbox"/> <i>Q. lobata</i>			Health Rating ⁴⁹ : <input type="checkbox"/> A <input type="checkbox"/> B <input type="checkbox"/> C <input checked="" type="checkbox"/> D <input type="checkbox"/> F	
<input type="checkbox"/> <i>Ca. Sycamore</i> <input type="checkbox"/> <i>Ca. Bay</i> <input checked="" type="checkbox"/> <i>Ca. Black Walnut</i>			Form: <input type="checkbox"/> symmetric <input type="checkbox"/> minor asymmetry	
Trunk Count: 2 Height (ft.): 12			<input checked="" type="checkbox"/> major asymmetry <input type="checkbox"/> stump sprout	
Trunk DBH (in.): 2.5, 2.5			<input type="checkbox"/> stag-head	
Percent Canopy Cover: 40%			Crown Class ⁵⁰ : <input checked="" type="checkbox"/> Decurrent <input type="checkbox"/> Excurrent	
Existing Terrain: <input type="checkbox"/> Flat <input checked="" type="checkbox"/> Slope			Age Class: <input checked="" type="checkbox"/> immature <input type="checkbox"/> semi-mature	
Aesthetic Rating ⁵¹ : <input type="checkbox"/> A <input type="checkbox"/> B <input type="checkbox"/> C <input checked="" type="checkbox"/> D <input type="checkbox"/> F			<input type="checkbox"/> mature <input type="checkbox"/> over-mature/senescent	
Overall Grade: <input type="checkbox"/> A <input type="checkbox"/> B <input type="checkbox"/> C <input checked="" type="checkbox"/> D <input type="checkbox"/> F			Heritage Tree: <input checked="" type="checkbox"/> No <input type="checkbox"/> Yes	
CANOPY CHARACTERISTICS			TREE HEALTH	
	Dripline Radius (Feet)	Canopy to Grade (Feet)	Wound Wood Development:	Excellent <input type="checkbox"/> Average <input type="checkbox"/> Poor <input checked="" type="checkbox"/> None <input type="checkbox"/>
N	0		Foliage Density:	<input type="checkbox"/> Normal <input checked="" type="checkbox"/> Sparse
NE			Weak crotches:	<input type="checkbox"/> No <input checked="" type="checkbox"/> Yes
E	11		Oak Pit Scale:	<input checked="" type="checkbox"/> No <input type="checkbox"/> Yes
SE			Mainstem dieback:	<input type="checkbox"/> No <input checked="" type="checkbox"/> Yes
S	11		Exposed Roots:	<input checked="" type="checkbox"/> No <input type="checkbox"/> Yes
SW			Epicormic growth:	<input checked="" type="checkbox"/> No <input type="checkbox"/> Yes
W	0		Shading Out:	<input type="checkbox"/> No <input checked="" type="checkbox"/> Yes
NW			Cavities: <input type="checkbox"/> None <input checked="" type="checkbox"/> Trunk <input checked="" type="checkbox"/> Branch	
CANOPY SPREAD (FEET):			Exfoliating Bark:	<input checked="" type="checkbox"/> No <input type="checkbox"/> Yes
PROPOSED ACTIONS			Water Pocket(s):	<input checked="" type="checkbox"/> No <input type="checkbox"/> Yes
Monitor for Progress: <input checked="" type="checkbox"/> Yes <input type="checkbox"/> No			Mechanical Damage:	<input type="checkbox"/> Trunk <input type="checkbox"/> Branch <input checked="" type="checkbox"/> None
Treat Infestations: <input type="checkbox"/> Yes <input type="checkbox"/> No			Canker/Galls:	<input type="checkbox"/> No <input checked="" type="checkbox"/> Yes
Remove Deadwood: <input type="checkbox"/> Yes <input type="checkbox"/> No			Fungus:	<input checked="" type="checkbox"/> No <input type="checkbox"/> Yes
Support Structure: <input type="checkbox"/> Yes <input type="checkbox"/> No			Vigor:	<input type="checkbox"/> Excellent <input type="checkbox"/> Average <input type="checkbox"/> Fair <input checked="" type="checkbox"/> Poor
IMPACTS & MITIGATIONS			Twig/ Branch Dieback:	<input type="checkbox"/> None <input type="checkbox"/> Minor <input type="checkbox"/> Moderate <input checked="" type="checkbox"/> Extensive
In Impacted Area: <input type="checkbox"/> Yes <input type="checkbox"/> No n/a			Leaf Size:	<input checked="" type="checkbox"/> Normal <input type="checkbox"/> Small
Proposed Land Use: n/a			Heart Rot:	<input type="checkbox"/> No <input checked="" type="checkbox"/> Yes
Impacts: n/a			Insects:	<input type="checkbox"/> Minor <input checked="" type="checkbox"/> Moderate <input type="checkbox"/> Extensive <input type="checkbox"/> None
Mitigations: n/a			Exudations:	<input checked="" type="checkbox"/> No <input type="checkbox"/> Yes

Comments & Notes:

⁴⁹ Health: A =Outstanding; B = Above Average; C = Average; D = Below Average; F = Dead

⁵⁰ Decurrent = Lacking Strong Central Leader. Excurrent = Strong Central Leader.

⁵¹ Aesthetic (compared to standard tree of same species) : A = nearly symmetrical, healthy tree – F = Dead

Trunk dbh must be 4" to be included – cumulative diameters. *Juglans nigra*; *Platanus racemosa*; *Umbellularia californica*; native *Quercus sp.* Except scrub oaks not protected.

TREE FIELD DATA WORKSHEET (City of L.A.)

LDC Project No. 10003-001

Survey Date: 3/16/11

Tree Number: 18

GENERAL CHARACTERISTICS				
Species: <input type="checkbox"/> <i>Q. agrifolia</i> <input type="checkbox"/> <i>Q. lobata</i>			Health Rating ⁵² : <input type="checkbox"/> A <input type="checkbox"/> B <input checked="" type="checkbox"/> C <input type="checkbox"/> D <input type="checkbox"/> F	
<input type="checkbox"/> <i>Ca. Sycamore</i> <input type="checkbox"/> <i>Ca. Bay</i> <input checked="" type="checkbox"/> <i>Ca. Black Walnut</i>			Form: <input type="checkbox"/> symmetric <input type="checkbox"/> minor asymmetry	
Trunk Count: 2 Height (ft.): 15			<input checked="" type="checkbox"/> major asymmetry <input type="checkbox"/> stump sprout	
Trunk DBH (in.): 1.5, 2.5			<input type="checkbox"/> stag-head	
Percent Canopy Cover: 40%			Crown Class ⁵³ : <input checked="" type="checkbox"/> Decurrent <input type="checkbox"/> Excurrent	
Existing Terrain: <input type="checkbox"/> Flat <input checked="" type="checkbox"/> Slope			Age Class: <input checked="" type="checkbox"/> immature <input type="checkbox"/> semi-mature	
Aesthetic Rating ⁵⁴ : <input type="checkbox"/> A <input type="checkbox"/> B <input checked="" type="checkbox"/> C <input type="checkbox"/> D <input type="checkbox"/> F			<input type="checkbox"/> mature <input type="checkbox"/> over-mature/senescent	
Overall Grade: <input type="checkbox"/> A <input type="checkbox"/> B <input checked="" type="checkbox"/> C <input type="checkbox"/> D <input type="checkbox"/> F			Heritage Tree: <input checked="" type="checkbox"/> No <input type="checkbox"/> Yes	
CANOPY CHARACTERISTICS			TREE HEALTH	
	Dripline Radius (Feet)	Canopy to Grade (Feet)	Wound Wood Development:	Excellent <input type="checkbox"/> Average <input type="checkbox"/> Poor <input checked="" type="checkbox"/> None <input type="checkbox"/>
N	5		Foliage Density:	<input checked="" type="checkbox"/> Normal <input type="checkbox"/> Sparse
NE			Weak crotches:	<input type="checkbox"/> No <input checked="" type="checkbox"/> Yes
E	10		Oak Pit Scale:	<input checked="" type="checkbox"/> No <input type="checkbox"/> Yes
SE			Mainstem dieback:	<input checked="" type="checkbox"/> No <input type="checkbox"/> Yes
S	10		Exposed Roots:	<input checked="" type="checkbox"/> No <input type="checkbox"/> Yes
SW			Epicormic growth:	<input checked="" type="checkbox"/> No <input type="checkbox"/> Yes
W	4		Shading Out:	<input type="checkbox"/> No <input checked="" type="checkbox"/> Yes
NW			Cavities: <input checked="" type="checkbox"/> None	<input type="checkbox"/> Trunk <input type="checkbox"/> Branch
CANOPY SPREAD (FEET):			Exfoliating Bark:	<input checked="" type="checkbox"/> No <input type="checkbox"/> Yes
PROPOSED ACTIONS			Water Pocket(s):	<input checked="" type="checkbox"/> No <input type="checkbox"/> Yes
Monitor for Progress: <input checked="" type="checkbox"/> Yes <input type="checkbox"/> No			Mechanical Damage:	<input type="checkbox"/> Trunk <input type="checkbox"/> Branch <input checked="" type="checkbox"/> None
Treat Infestations: <input type="checkbox"/> Yes <input type="checkbox"/> No			Canker/Galls:	<input checked="" type="checkbox"/> No <input type="checkbox"/> Yes
Remove Deadwood: <input type="checkbox"/> Yes <input type="checkbox"/> No			Fungus:	<input checked="" type="checkbox"/> No <input type="checkbox"/> Yes
Support Structure: <input type="checkbox"/> Yes <input type="checkbox"/> No			Vigor:	<input type="checkbox"/> Excellent <input checked="" type="checkbox"/> Average <input type="checkbox"/> Fair <input type="checkbox"/> Poor
IMPACTS & MITIGATIONS			Twig/ Branch Dieback:	<input type="checkbox"/> None <input checked="" type="checkbox"/> Minor <input type="checkbox"/> Moderate <input type="checkbox"/> Extensive
In Impacted Area: <input type="checkbox"/> Yes <input type="checkbox"/> No n/a			Leaf Size:	<input checked="" type="checkbox"/> Normal <input type="checkbox"/> Small
Proposed Land Use: n/a			Heart Rot:	<input checked="" type="checkbox"/> No <input type="checkbox"/> Yes
Impacts: n/a			Insects:	<input checked="" type="checkbox"/> Minor <input type="checkbox"/> Moderate <input type="checkbox"/> Extensive <input type="checkbox"/> None
Mitigations: n/a			Exudations:	<input checked="" type="checkbox"/> No <input type="checkbox"/> Yes

Comments & Notes:

⁵² Health: A =Outstanding; B = Above Average; C = Average; D = Below Average; F = Dead

⁵³ Decurrent = Lacking Strong Central Leader. Excurrent = Strong Central Leader.

⁵⁴ Aesthetic (compared to standard tree of same species) : A = nearly symmetrical, healthy tree – F = Dead

Trunk dbh must be 4" to be included – cumulative diameters. *Juglans nigra*; *Platanus racemosa*; *Umbellularia californica*; native *Quercus sp.* Except scrub oaks not protected.

TREE FIELD DATA WORKSHEET (City of L.A.)

LDC Project No. 10003-001

Survey Date: 3/16/11

Tree Number: 19

GENERAL CHARACTERISTICS				
Species: <input type="checkbox"/> <i>Q. agrifolia</i> <input type="checkbox"/> <i>Q. lobata</i>			Health Rating ⁵⁵ : <input type="checkbox"/> A <input type="checkbox"/> B <input type="checkbox"/> C <input checked="" type="checkbox"/> D <input type="checkbox"/> F	
<input type="checkbox"/> <i>Ca. Sycamore</i> <input type="checkbox"/> <i>Ca. Bay</i> <input checked="" type="checkbox"/> <i>Ca. Black Walnut</i>			Form: <input type="checkbox"/> symmetric <input type="checkbox"/> minor asymmetry	
Trunk Count: 2 Height (ft.): 15			<input checked="" type="checkbox"/> major asymmetry <input type="checkbox"/> stump sprout	
Trunk DBH (in.): 3.5, 2			<input type="checkbox"/> stag-head	
Percent Canopy Cover: 40%			Crown Class ⁵⁶ : <input checked="" type="checkbox"/> Decurrent <input type="checkbox"/> Excurrent	
Existing Terrain: <input type="checkbox"/> Flat <input checked="" type="checkbox"/> Slope			Age Class: <input checked="" type="checkbox"/> immature <input checked="" type="checkbox"/> semi-mature	
Aesthetic Rating ⁵⁷ : <input type="checkbox"/> A <input type="checkbox"/> B <input type="checkbox"/> C <input checked="" type="checkbox"/> D <input type="checkbox"/> F			<input type="checkbox"/> mature <input type="checkbox"/> over-mature/senescent	
Overall Grade: <input type="checkbox"/> A <input type="checkbox"/> B <input type="checkbox"/> C <input checked="" type="checkbox"/> D <input type="checkbox"/> F			Heritage Tree: <input checked="" type="checkbox"/> No <input type="checkbox"/> Yes	
CANOPY CHARACTERISTICS			TREE HEALTH	
	Dripline Radius (Feet)	Canopy to Grade (Feet)	Wound Wood Development:	Excellent <input type="checkbox"/> Average <input type="checkbox"/> Poor <input checked="" type="checkbox"/> None <input type="checkbox"/>
N	0		Foliage Density:	<input type="checkbox"/> Normal <input checked="" type="checkbox"/> Sparse
NE			Weak crotches:	<input type="checkbox"/> No <input checked="" type="checkbox"/> Yes
E	12		Oak Pit Scale:	<input checked="" type="checkbox"/> No <input type="checkbox"/> Yes
SE			Mainstem dieback:	<input type="checkbox"/> No <input checked="" type="checkbox"/> Yes
S	5		Exposed Roots:	<input checked="" type="checkbox"/> No <input type="checkbox"/> Yes
SW			Epicormic growth:	<input checked="" type="checkbox"/> No <input type="checkbox"/> Yes
W	0		Shading Out:	<input type="checkbox"/> No <input checked="" type="checkbox"/> Yes
NW			Cavities: <input type="checkbox"/> None <input checked="" type="checkbox"/> Trunk <input type="checkbox"/> Branch	
CANOPY SPREAD (FEET):			Exfoliating Bark:	<input checked="" type="checkbox"/> No <input type="checkbox"/> Yes
PROPOSED ACTIONS			Water Pocket(s):	<input checked="" type="checkbox"/> No <input type="checkbox"/> Yes
Monitor for Progress: <input checked="" type="checkbox"/> Yes <input type="checkbox"/> No			Mechanical Damage:	<input type="checkbox"/> Trunk <input type="checkbox"/> Branch <input checked="" type="checkbox"/> None
Treat Infestations: <input type="checkbox"/> Yes <input type="checkbox"/> No			Canker/Galls:	<input type="checkbox"/> No <input checked="" type="checkbox"/> Yes
Remove Deadwood: <input type="checkbox"/> Yes <input type="checkbox"/> No			Fungus:	<input checked="" type="checkbox"/> No <input type="checkbox"/> Yes
Support Structure: <input type="checkbox"/> Yes <input type="checkbox"/> No			Vigor:	<input type="checkbox"/> Excellent <input type="checkbox"/> Average <input checked="" type="checkbox"/> Fair <input type="checkbox"/> Poor
IMPACTS & MITIGATIONS			Twig/ Branch Dieback:	<input type="checkbox"/> None <input type="checkbox"/> Minor <input checked="" type="checkbox"/> Moderate <input type="checkbox"/> Extensive
In Impacted Area: <input type="checkbox"/> Yes <input type="checkbox"/> No n/a			Leaf Size:	<input checked="" type="checkbox"/> Normal <input type="checkbox"/> Small
Proposed Land Use: n/a			Heart Rot:	<input type="checkbox"/> No <input type="checkbox"/> Yes
Impacts: n/a			Insects:	<input type="checkbox"/> Minor <input checked="" type="checkbox"/> Moderate <input type="checkbox"/> Extensive <input type="checkbox"/> None
Mitigations: n/a			Exudations:	<input checked="" type="checkbox"/> No <input type="checkbox"/> Yes

Comments & Notes:

⁵⁵ Health: A =Outstanding; B = Above Average; C = Average; D = Below Average; F = Dead

⁵⁶ Decurrent = Lacking Strong Central Leader. Excurrent = Strong Central Leader.

⁵⁷ Aesthetic (compared to standard tree of same species) : A = nearly symmetrical, healthy tree – F = Dead

Trunk dbh must be 4" to be included – cumulative diameters. *Juglans nigra*; *Platanus racemosa*; *Umbellularia californica*; native *Quercus sp.* Except scrub oaks not protected.

Survey Date: 3/16/11

Tree Number: 20

GENERAL CHARACTERISTICS				
Species: <input type="checkbox"/> <i>Q. agrifolia</i> <input type="checkbox"/> <i>Q. lobata</i>			Health Rating ⁵⁸ : <input type="checkbox"/> A <input type="checkbox"/> B <input type="checkbox"/> C <input checked="" type="checkbox"/> D <input type="checkbox"/> F	
<input type="checkbox"/> <i>Ca. Sycamore</i> <input type="checkbox"/> <i>Ca. Bay</i> <input checked="" type="checkbox"/> <i>Ca. Black Walnut</i>			Form: <input type="checkbox"/> symmetric <input type="checkbox"/> minor asymmetry	
Trunk Count: 1 Height (ft.): 15			<input checked="" type="checkbox"/> major asymmetry <input type="checkbox"/> stump sprout	
Trunk DBH (in.): 5.5			<input type="checkbox"/> stag-head	
Percent Canopy Cover: 60%			Crown Class ⁵⁹ : <input checked="" type="checkbox"/> Decurrent <input type="checkbox"/> Excurrent	
Existing Terrain: <input type="checkbox"/> Flat <input checked="" type="checkbox"/> Slope			Age Class: <input type="checkbox"/> immature <input type="checkbox"/> semi-mature	
Aesthetic Rating ⁶⁰ : <input type="checkbox"/> A <input type="checkbox"/> B <input checked="" type="checkbox"/> C <input type="checkbox"/> D <input type="checkbox"/> F			<input type="checkbox"/> mature <input checked="" type="checkbox"/> over-mature/senescent	
Overall Grade: <input type="checkbox"/> A <input type="checkbox"/> B <input checked="" type="checkbox"/> C <input type="checkbox"/> D <input type="checkbox"/> F			Heritage Tree: <input checked="" type="checkbox"/> No <input type="checkbox"/> Yes	
CANOPY CHARACTERISTICS			TREE HEALTH	
	Dripline Radius (Feet)	Canopy to Grade (Feet)	Wound Wood Development:	Excellent <input type="checkbox"/> Average <input checked="" type="checkbox"/> Poor <input type="checkbox"/> None <input type="checkbox"/>
N	0		Foliage Density:	<input checked="" type="checkbox"/> Normal <input type="checkbox"/> Sparse
NE			Weak crotches:	<input checked="" type="checkbox"/> No <input type="checkbox"/> Yes
E	4		Oak Pit Scale:	<input checked="" type="checkbox"/> No <input type="checkbox"/> Yes
SE			Mainstem dieback:	<input type="checkbox"/> No <input checked="" type="checkbox"/> Yes
S	22		Exposed Roots:	<input checked="" type="checkbox"/> No <input type="checkbox"/> Yes
SW			Epicormic growth:	<input checked="" type="checkbox"/> No <input type="checkbox"/> Yes
W	27		Shading Out:	<input type="checkbox"/> No <input checked="" type="checkbox"/> Yes
NW			Cavities: <input checked="" type="checkbox"/> None	<input type="checkbox"/> Trunk <input type="checkbox"/> Branch
CANOPY SPREAD (FEET):			Exfoliating Bark:	<input type="checkbox"/> No <input checked="" type="checkbox"/> Yes
PROPOSED ACTIONS			Water Pocket(s):	<input checked="" type="checkbox"/> No <input type="checkbox"/> Yes
Monitor for Progress: <input checked="" type="checkbox"/> Yes <input type="checkbox"/> No			Mechanical Damage:	<input checked="" type="checkbox"/> Trunk <input checked="" type="checkbox"/> Branch <input type="checkbox"/> None
Treat Infestations: <input type="checkbox"/> Yes <input type="checkbox"/> No			Canker/Galls:	<input type="checkbox"/> No <input checked="" type="checkbox"/> Yes
Remove Deadwood: <input type="checkbox"/> Yes <input type="checkbox"/> No			Fungus:	<input checked="" type="checkbox"/> No <input type="checkbox"/> Yes
Support Structure: <input type="checkbox"/> Yes <input type="checkbox"/> No			Vigor:	<input type="checkbox"/> Excellent <input type="checkbox"/> Average <input checked="" type="checkbox"/> Fair <input type="checkbox"/> Poor
IMPACTS & MITIGATIONS			Twig/ Branch Dieback:	<input type="checkbox"/> None <input type="checkbox"/> Minor <input type="checkbox"/> Moderate <input checked="" type="checkbox"/> Extensive
In Impacted Area: <input type="checkbox"/> Yes <input type="checkbox"/> No n/a			Leaf Size:	<input checked="" type="checkbox"/> Normal <input type="checkbox"/> Small
Proposed Land Use: n/a			Heart Rot:	<input type="checkbox"/> No <input checked="" type="checkbox"/> Yes
Impacts: n/a			Insects:	<input type="checkbox"/> Minor <input checked="" type="checkbox"/> Moderate <input type="checkbox"/> Extensive <input type="checkbox"/> None
Mitigations: n/a			Exudations:	<input checked="" type="checkbox"/> No <input type="checkbox"/> Yes

Comments & Notes: Leaning Northeasterly direction

⁵⁸ Health: A =Outstanding; B = Above Average; C = Average; D = Below Average; F = Dead

⁵⁹ Decurrent = Lacking Strong Central Leader. Excurrent = Strong Central Leader.

⁶⁰ Aesthetic (compared to standard tree of same species) : A = nearly symmetrical, healthy tree – F = Dead

Trunk dbh must be 4" to be included – cumulative diameters. *Juglans nigra*; *Platanus racemosa*; *Umbellularia californica*; native *Quercus sp.* Except scrub oaks not protected.

TREE FIELD DATA WORKSHEET (City of L.A.)

LDC Project No. 10003-001

Survey Date: 3/16/11

Tree Number: 21

GENERAL CHARACTERISTICS				
Species: <input type="checkbox"/> <i>Q. agrifolia</i> <input type="checkbox"/> <i>Q. lobata</i>			Health Rating ⁶¹ : <input type="checkbox"/> A <input type="checkbox"/> B <input type="checkbox"/> C <input checked="" type="checkbox"/> D <input type="checkbox"/> F	
<input type="checkbox"/> <i>Ca. Sycamore</i> <input type="checkbox"/> <i>Ca. Bay</i> <input checked="" type="checkbox"/> <i>Ca. Black Walnut</i>			Form: <input type="checkbox"/> symmetric <input type="checkbox"/> minor asymmetry	
Trunk Count: 2 Height (ft.): 15			<input checked="" type="checkbox"/> major asymmetry <input type="checkbox"/> stump sprout	
Trunk DBH (in.): 6, 5			<input type="checkbox"/> stag-head	
Percent Canopy Cover: 50%			Crown Class ⁶² : <input checked="" type="checkbox"/> Decurrent <input type="checkbox"/> Excurrent	
Existing Terrain: <input type="checkbox"/> Flat <input checked="" type="checkbox"/> Slope			Age Class: <input type="checkbox"/> immature <input type="checkbox"/> semi-mature	
Aesthetic Rating ⁶³ : <input type="checkbox"/> A <input type="checkbox"/> B <input type="checkbox"/> C <input checked="" type="checkbox"/> D <input type="checkbox"/> F			<input checked="" type="checkbox"/> mature <input type="checkbox"/> over-mature/senescent	
Overall Grade: <input type="checkbox"/> A <input type="checkbox"/> B <input type="checkbox"/> C <input checked="" type="checkbox"/> D <input type="checkbox"/> F			Heritage Tree: <input checked="" type="checkbox"/> No <input type="checkbox"/> Yes	
CANOPY CHARACTERISTICS			TREE HEALTH	
	Dripline Radius (Feet)	Canopy to Grade (Feet)	Wound Wood Development:	Excellent <input type="checkbox"/> Average <input type="checkbox"/> Poor <input type="checkbox"/> None <input checked="" type="checkbox"/>
N	0		Foliage Density:	<input checked="" type="checkbox"/> Normal <input type="checkbox"/> Sparse
NE			Weak crotches:	<input checked="" type="checkbox"/> No <input type="checkbox"/> Yes
E	0		Oak Pit Scale:	<input checked="" type="checkbox"/> No <input type="checkbox"/> Yes
SE			Mainstem dieback:	<input type="checkbox"/> No <input checked="" type="checkbox"/> Yes
S	18		Exposed Roots:	<input checked="" type="checkbox"/> No <input type="checkbox"/> Yes
SW	13		Epicormic growth:	<input checked="" type="checkbox"/> No <input type="checkbox"/> Yes
W	0		Shading Out:	<input type="checkbox"/> No <input checked="" type="checkbox"/> Yes
NW			Cavities: <input type="checkbox"/> None	<input checked="" type="checkbox"/> Trunk <input checked="" type="checkbox"/> Branch
			Exfoliating Bark:	<input type="checkbox"/> No <input checked="" type="checkbox"/> Yes
CANOPY SPREAD (FEET):			Water Pocket(s):	<input type="checkbox"/> No <input checked="" type="checkbox"/> Yes
PROPOSED ACTIONS			Mechanical Damage:	<input checked="" type="checkbox"/> Trunk <input type="checkbox"/> Branch <input type="checkbox"/> None
Monitor for Progress:	<input checked="" type="checkbox"/> Yes <input type="checkbox"/> No		Canker/Galls:	<input type="checkbox"/> No <input checked="" type="checkbox"/> Yes
Treat Infestations:	<input type="checkbox"/> Yes <input type="checkbox"/> No		Fungus:	<input type="checkbox"/> No <input checked="" type="checkbox"/> Yes
Remove Deadwood:	<input type="checkbox"/> Yes <input type="checkbox"/> No		Vigor:	<input type="checkbox"/> Excellent <input type="checkbox"/> Average <input checked="" type="checkbox"/> Fair <input type="checkbox"/> Poor
Support Structure:	<input type="checkbox"/> Yes <input type="checkbox"/> No		Twig/ Branch Dieback:	<input type="checkbox"/> None <input type="checkbox"/> Minor <input checked="" type="checkbox"/> Moderate <input type="checkbox"/> Extensive
IMPACTS & MITIGATIONS				
In Impacted Area:	<input type="checkbox"/> Yes <input type="checkbox"/> No n/a		Leaf Size:	<input checked="" type="checkbox"/> Normal <input type="checkbox"/> Small
Proposed Land Use:	n/a		Heart Rot:	<input type="checkbox"/> No <input checked="" type="checkbox"/> Yes
Impacts:	n/a		Insects:	<input type="checkbox"/> Minor <input checked="" type="checkbox"/> Moderate <input type="checkbox"/> Extensive <input type="checkbox"/> None
Mitigations:	n/a		Exudations:	<input checked="" type="checkbox"/> No <input type="checkbox"/> Yes

Comments & Notes:

⁶¹ Health: A =Outstanding; B = Above Average; C = Average; D = Below Average; F = Dead

⁶² Decurrent = Lacking Strong Central Leader. Excurrent = Strong Central Leader.

⁶³ Aesthetic (compared to standard tree of same species) : A = nearly symmetrical, healthy tree – F = Dead

Trunk dbh must be 4" to be included – cumulative diameters. *Juglans nigra*; *Platanus racemosa*; *Umbellularia californica*; native *Quercus sp.* Except scrub oaks not protected.

Survey Date:

Tree Number: 22

GENERAL CHARACTERISTICS				
Species: <input type="checkbox"/> <i>Q. agrifolia</i> <input type="checkbox"/> <i>Q. lobata</i>			Health Rating ⁶⁴ : <input type="checkbox"/> A <input type="checkbox"/> B <input type="checkbox"/> C <input checked="" type="checkbox"/> D <input type="checkbox"/> F	
<input type="checkbox"/> <i>Ca. Sycamore</i> <input type="checkbox"/> <i>Ca. Bay</i> <input checked="" type="checkbox"/> <i>Ca. Black Walnut</i>			Form: <input type="checkbox"/> symmetric <input checked="" type="checkbox"/> minor asymmetry	
Trunk Count: 2 Height (ft.): 15			<input type="checkbox"/> major asymmetry <input type="checkbox"/> stump sprout	
Trunk DBH (in.): 5, 6			<input type="checkbox"/> stag-head	
Percent Canopy Cover: 50%			Crown Class ⁶⁵ : <input checked="" type="checkbox"/> Decurrent <input type="checkbox"/> Excurrent	
Existing Terrain: <input type="checkbox"/> Flat <input checked="" type="checkbox"/> Slope			Age Class: <input type="checkbox"/> immature <input type="checkbox"/> semi-mature	
Aesthetic Rating ⁶⁶ : <input type="checkbox"/> A <input type="checkbox"/> B <input type="checkbox"/> C <input checked="" type="checkbox"/> D <input type="checkbox"/> F			<input checked="" type="checkbox"/> mature <input type="checkbox"/> over-mature/senescent	
Overall Grade: <input type="checkbox"/> A <input type="checkbox"/> B <input type="checkbox"/> C <input checked="" type="checkbox"/> D <input type="checkbox"/> F			Heritage Tree: <input checked="" type="checkbox"/> No <input type="checkbox"/> Yes	
CANOPY CHARACTERISTICS			TREE HEALTH	
	Dripline Radius (Feet)	Canopy to Grade (Feet)	Wound Wood Development:	Excellent <input type="checkbox"/> Average <input checked="" type="checkbox"/> Poor <input type="checkbox"/> None <input type="checkbox"/>
N	12.5		Foliage Density:	<input type="checkbox"/> Normal <input checked="" type="checkbox"/> Sparse
NE			Weak crotches:	<input type="checkbox"/> No <input checked="" type="checkbox"/> Yes
E	13		Oak Pit Scale:	<input checked="" type="checkbox"/> No <input type="checkbox"/> Yes
SE			Mainstem dieback:	<input type="checkbox"/> No <input checked="" type="checkbox"/> Yes
S	9.5		Exposed Roots:	<input checked="" type="checkbox"/> No <input type="checkbox"/> Yes
SW			Epicormic growth:	<input checked="" type="checkbox"/> No <input type="checkbox"/> Yes
W	9.5		Shading Out:	<input type="checkbox"/> No <input checked="" type="checkbox"/> Yes
NW			Cavities: <input type="checkbox"/> None <input checked="" type="checkbox"/> Trunk <input type="checkbox"/> Branch	
CANOPY SPREAD (FEET):			Exfoliating Bark:	<input checked="" type="checkbox"/> No <input type="checkbox"/> Yes
PROPOSED ACTIONS			Water Pocket(s):	<input checked="" type="checkbox"/> No <input type="checkbox"/> Yes
Monitor for Progress: <input checked="" type="checkbox"/> Yes <input type="checkbox"/> No			Mechanical Damage:	<input type="checkbox"/> Trunk <input type="checkbox"/> Branch <input checked="" type="checkbox"/> None
Treat Infestations: <input type="checkbox"/> Yes <input type="checkbox"/> No			Canker/Galls:	<input type="checkbox"/> No <input checked="" type="checkbox"/> Yes
Remove Deadwood: <input type="checkbox"/> Yes <input type="checkbox"/> No			Fungus:	<input checked="" type="checkbox"/> No <input type="checkbox"/> Yes
Support Structure: <input type="checkbox"/> Yes <input type="checkbox"/> No			Vigor:	<input type="checkbox"/> Excellent <input type="checkbox"/> Average <input checked="" type="checkbox"/> Fair <input type="checkbox"/> Poor
IMPACTS & MITIGATIONS			Twig/ Branch Dieback:	<input type="checkbox"/> None <input type="checkbox"/> Minor <input checked="" type="checkbox"/> Moderate <input type="checkbox"/> Extensive
In Impacted Area: <input type="checkbox"/> Yes <input type="checkbox"/> No n/a			Leaf Size:	<input checked="" type="checkbox"/> Normal <input type="checkbox"/> Small
Proposed Land Use: n/a			Heart Rot:	<input type="checkbox"/> No <input checked="" type="checkbox"/> Yes
Impacts: n/a			Insects:	<input type="checkbox"/> Minor <input checked="" type="checkbox"/> Moderate <input type="checkbox"/> Extensive <input type="checkbox"/> None
Mitigations: n/a			Exudations:	<input checked="" type="checkbox"/> No <input type="checkbox"/> Yes

Comments & Notes:

⁶⁴ Health: A =Outstanding; B = Above Average; C = Average; D = Below Average; F = Dead

⁶⁵ Decurrent = Lacking Strong Central Leader. Excurrent = Strong Central Leader.

⁶⁶ Aesthetic (compared to standard tree of same species) : A = nearly symmetrical, healthy tree – F = Dead

Trunk dbh must be 4" to be included – cumulative diameters. *Juglans nigra*; *Platanus racemosa*; *Umbellularia californica*; native *Quercus sp.* Except scrub oaks not protected.

TREE FIELD DATA WORKSHEET (City of L.A.)

LDC Project No. 10003-001

Survey Date: 3/16/11

Tree Number: 23

GENERAL CHARACTERISTICS			TREE HEALTH		
Species: <input type="checkbox"/> <i>Q. agrifolia</i> <input type="checkbox"/> <i>Q. lobata</i>			Health Rating ⁶⁷ : <input type="checkbox"/> A <input type="checkbox"/> B <input type="checkbox"/> C <input checked="" type="checkbox"/> D <input type="checkbox"/> F		
<input type="checkbox"/> <i>Ca. Sycamore</i> <input type="checkbox"/> <i>Ca. Bay</i> <input checked="" type="checkbox"/> <i>Ca. Black Walnut</i>			Form: <input type="checkbox"/> symmetric <input type="checkbox"/> minor asymmetry		
Trunk Count: 3 Height (ft.): 18			<input checked="" type="checkbox"/> major asymmetry <input type="checkbox"/> stump sprout		
Trunk DBH (in.): 3.5, 6.5, 7			<input type="checkbox"/> stag-head		
Percent Canopy Cover: 50%			Crown Class ⁶⁸ : <input checked="" type="checkbox"/> Decurrent <input type="checkbox"/> Excurrent		
Existing Terrain: <input type="checkbox"/> Flat <input checked="" type="checkbox"/> Slope			Age Class: <input type="checkbox"/> immature <input type="checkbox"/> semi-mature		
Aesthetic Rating ⁶⁹ : <input type="checkbox"/> A <input type="checkbox"/> B <input type="checkbox"/> C <input checked="" type="checkbox"/> D <input type="checkbox"/> F			<input type="checkbox"/> mature <input checked="" type="checkbox"/> over-mature/senescent		
Overall Grade: <input type="checkbox"/> A <input type="checkbox"/> B <input type="checkbox"/> C <input checked="" type="checkbox"/> D <input type="checkbox"/> F			Heritage Tree: <input checked="" type="checkbox"/> No <input type="checkbox"/> Yes		
CANOPY CHARACTERISTICS			TREE HEALTH		
	Dripline Radius (Feet)	Canopy to Grade (Feet)	Wound Wood Development:	Excellent <input type="checkbox"/> Average <input type="checkbox"/> Poor <input type="checkbox"/> None <input checked="" type="checkbox"/>	
N	0		Foliage Density:	<input type="checkbox"/> Normal <input checked="" type="checkbox"/> Sparse	
NE			Weak crotches:	<input type="checkbox"/> No <input checked="" type="checkbox"/> Yes	
E	0		Oak Pit Scale:	<input checked="" type="checkbox"/> No <input type="checkbox"/> Yes	
SE			Mainstem dieback:	<input type="checkbox"/> No <input checked="" type="checkbox"/> Yes	
S	20		Exposed Roots:	<input checked="" type="checkbox"/> No <input type="checkbox"/> Yes	
SW			Epicormic growth:	<input checked="" type="checkbox"/> No <input type="checkbox"/> Yes	
W	23		Shading Out:	<input type="checkbox"/> No <input checked="" type="checkbox"/> Yes	
NW			Cavities: <input type="checkbox"/> None <input checked="" type="checkbox"/> Trunk <input type="checkbox"/> Branch		
CANOPY SPREAD (FEET):			Exfoliating Bark:	<input checked="" type="checkbox"/> No <input type="checkbox"/> Yes	
PROPOSED ACTIONS			Water Pocket(s):	<input checked="" type="checkbox"/> No <input type="checkbox"/> Yes	
Monitor for Progress: <input checked="" type="checkbox"/> Yes <input type="checkbox"/> No			Mechanical Damage:	<input type="checkbox"/> Trunk <input checked="" type="checkbox"/> Branch <input checked="" type="checkbox"/> None	
Treat Infestations: <input type="checkbox"/> Yes <input type="checkbox"/> No			Canker/Galls:	<input type="checkbox"/> No <input checked="" type="checkbox"/> Yes	
Remove Deadwood: <input type="checkbox"/> Yes <input type="checkbox"/> No			Fungus:	<input type="checkbox"/> No <input checked="" type="checkbox"/> Yes	
Support Structure: <input type="checkbox"/> Yes <input type="checkbox"/> No			Vigor:	<input type="checkbox"/> Excellent <input type="checkbox"/> Average <input checked="" type="checkbox"/> Fair <input type="checkbox"/> Poor	
IMPACTS & MITIGATIONS			Twig/ Branch Dieback:	<input type="checkbox"/> None <input type="checkbox"/> Minor <input checked="" type="checkbox"/> Moderate <input type="checkbox"/> Extensive	
In Impacted Area: <input type="checkbox"/> Yes <input type="checkbox"/> No n/a			Leaf Size:	<input checked="" type="checkbox"/> Normal <input type="checkbox"/> Small	
Proposed Land Use: n/a			Heart Rot:	<input type="checkbox"/> No <input checked="" type="checkbox"/> Yes	
Impacts: n/a			Insects:	<input type="checkbox"/> Minor <input checked="" type="checkbox"/> Moderate <input type="checkbox"/> Extensive <input type="checkbox"/> None	
Mitigations: n/a			Exudations:	<input checked="" type="checkbox"/> No <input type="checkbox"/> Yes	

Comments & Notes:

⁶⁷ Health: A =Outstanding; B = Above Average; C = Average; D = Below Average; F = Dead

⁶⁸ Decurrent = Lacking Strong Central Leader. Excurrent = Strong Central Leader.

⁶⁹ Aesthetic (compared to standard tree of same species) : A = nearly symmetrical, healthy tree – F = Dead

Trunk dbh must be 4" to be included – cumulative diameters. *Juglans nigra*; *Platanus racemosa*; *Umbellularia californica*; native *Quercus sp.* Except scrub oaks not protected.

Survey Date: 3/16/11

Tree Number: 24

GENERAL CHARACTERISTICS				
Species: <input type="checkbox"/> <i>Q. agrifolia</i> <input type="checkbox"/> <i>Q. lobata</i>			Health Rating ⁷⁰ : <input type="checkbox"/> A <input type="checkbox"/> B <input type="checkbox"/> C <input checked="" type="checkbox"/> D <input type="checkbox"/> F	
<input type="checkbox"/> <i>Ca. Sycamore</i> <input type="checkbox"/> <i>Ca. Bay</i> <input checked="" type="checkbox"/> <i>Ca. Black Walnut</i>			Form: <input type="checkbox"/> symmetric <input type="checkbox"/> minor asymmetry	
Trunk Count: 1 Height (ft.): 10			<input checked="" type="checkbox"/> major asymmetry <input type="checkbox"/> stump sprout	
Trunk DBH (in.): 6, 5			<input type="checkbox"/> stag-head	
Percent Canopy Cover: 40%			Crown Class ⁷¹ : <input checked="" type="checkbox"/> Decurrent <input type="checkbox"/> Excurrent	
Existing Terrain: <input type="checkbox"/> Flat <input checked="" type="checkbox"/> Slope			Age Class: <input type="checkbox"/> immature <input checked="" type="checkbox"/> semi-mature	
Aesthetic Rating ⁷² : <input type="checkbox"/> A <input type="checkbox"/> B <input type="checkbox"/> C <input checked="" type="checkbox"/> D <input type="checkbox"/> F			<input checked="" type="checkbox"/> mature <input type="checkbox"/> over-mature/senescent	
Overall Grade: <input type="checkbox"/> A <input type="checkbox"/> B <input type="checkbox"/> C <input checked="" type="checkbox"/> D <input type="checkbox"/> F			Heritage Tree: <input checked="" type="checkbox"/> No <input type="checkbox"/> Yes	
CANOPY CHARACTERISTICS			TREE HEALTH	
	Dripline Radius (Feet)	Canopy to Grade (Feet)	Wound Wood Development:	Excellent <input type="checkbox"/> Average <input type="checkbox"/> Poor <input checked="" type="checkbox"/> None <input type="checkbox"/>
N	0		Foliage Density:	<input type="checkbox"/> Normal <input checked="" type="checkbox"/> Sparse
NE			Weak crotches:	<input checked="" type="checkbox"/> No <input type="checkbox"/> Yes
E	12		Oak Pit Scale:	<input checked="" type="checkbox"/> No <input type="checkbox"/> Yes
SE			Mainstem dieback:	<input type="checkbox"/> No <input checked="" type="checkbox"/> Yes
S	8		Exposed Roots:	<input checked="" type="checkbox"/> No <input type="checkbox"/> Yes
SW			Epicormic growth:	<input checked="" type="checkbox"/> No <input type="checkbox"/> Yes
W	0		Shading Out:	<input type="checkbox"/> No <input checked="" type="checkbox"/> Yes
NW			Cavities: <input type="checkbox"/> None <input checked="" type="checkbox"/> Trunk <input checked="" type="checkbox"/> Branch	
CANOPY SPREAD (FEET):			Exfoliating Bark:	<input checked="" type="checkbox"/> No <input type="checkbox"/> Yes
PROPOSED ACTIONS			Water Pocket(s):	<input checked="" type="checkbox"/> No <input type="checkbox"/> Yes
Monitor for Progress: <input checked="" type="checkbox"/> Yes <input type="checkbox"/> No			Mechanical Damage:	<input type="checkbox"/> Trunk <input type="checkbox"/> Branch <input checked="" type="checkbox"/> None
Treat Infestations: <input type="checkbox"/> Yes <input type="checkbox"/> No			Canker/Galls:	<input type="checkbox"/> No <input checked="" type="checkbox"/> Yes
Remove Deadwood: <input type="checkbox"/> Yes <input type="checkbox"/> No			Fungus:	<input type="checkbox"/> No <input checked="" type="checkbox"/> Yes
Support Structure: <input type="checkbox"/> Yes <input type="checkbox"/> No			Vigor:	<input type="checkbox"/> Excellent <input type="checkbox"/> Average <input type="checkbox"/> Fair <input checked="" type="checkbox"/> Poor
IMPACTS & MITIGATIONS			Twig/ Branch Dieback:	<input type="checkbox"/> None <input type="checkbox"/> Minor <input type="checkbox"/> Moderate <input checked="" type="checkbox"/> Extensive
In Impacted Area: <input type="checkbox"/> Yes <input type="checkbox"/> No n/a			Leaf Size:	<input checked="" type="checkbox"/> Normal <input type="checkbox"/> Small
Proposed Land Use: n/a			Heart Rot:	<input type="checkbox"/> No <input checked="" type="checkbox"/> Yes
Impacts: n/a			Insects:	<input type="checkbox"/> Minor <input checked="" type="checkbox"/> Moderate <input type="checkbox"/> Extensive <input type="checkbox"/> None
Mitigations: n/a			Exudations:	<input checked="" type="checkbox"/> No <input type="checkbox"/> Yes

Comments & Notes: Appears to have recently fallen over, mounded soil at north base.

⁷⁰ Health: A =Outstanding; B = Above Average; C = Average; D = Below Average; F = Dead

⁷¹ Decurrent = Lacking Strong Central Leader. Excurrent = Strong Central Leader.

⁷² Aesthetic (compared to standard tree of same species) : A = nearly symmetrical, healthy tree – F = Dead

Trunk dbh must be 4" to be included – cumulative diameters. *Juglans nigra*; *Platanus racemosa*; *Umbellularia californica*; native *Quercus sp.* Except scrub oaks not protected.

TREE FIELD DATA WORKSHEET (City of L.A.)

LDC Project No. 10003-001

Survey Date: 3/16/11

Tree Number: 25

GENERAL CHARACTERISTICS				
Species: <input type="checkbox"/> <i>Q. agrifolia</i> <input type="checkbox"/> <i>Q. lobata</i>			Health Rating ⁷³ : <input type="checkbox"/> A <input type="checkbox"/> B <input type="checkbox"/> C <input checked="" type="checkbox"/> D <input type="checkbox"/> F	
<input type="checkbox"/> <i>Ca. Sycamore</i> <input type="checkbox"/> <i>Ca. Bay</i> <input checked="" type="checkbox"/> <i>Ca. Black Walnut</i>			Form: <input type="checkbox"/> symmetric <input type="checkbox"/> minor asymmetry	
Trunk Count: 1 Height (ft.): 15			<input checked="" type="checkbox"/> major asymmetry <input type="checkbox"/> stump sprout	
Trunk DBH (in.): 4			<input type="checkbox"/> stag-head	
Percent Canopy Cover: 60%			Crown Class ⁷⁴ : <input checked="" type="checkbox"/> Decurrent <input type="checkbox"/> Excurrent	
Existing Terrain: <input type="checkbox"/> Flat <input checked="" type="checkbox"/> Slope			Age Class: <input type="checkbox"/> immature <input type="checkbox"/> semi-mature	
Aesthetic Rating ⁷⁵ : <input type="checkbox"/> A <input type="checkbox"/> B <input checked="" type="checkbox"/> C <input type="checkbox"/> D <input type="checkbox"/> F			<input checked="" type="checkbox"/> mature <input type="checkbox"/> over-mature/senescent	
Overall Grade: <input type="checkbox"/> A <input type="checkbox"/> B <input checked="" type="checkbox"/> C <input type="checkbox"/> D <input type="checkbox"/> F			Heritage Tree: <input checked="" type="checkbox"/> No <input type="checkbox"/> Yes	
CANOPY CHARACTERISTICS			TREE HEALTH	
	Dripline Radius (Feet)	Canopy to Grade (Feet)	Wound Wood Development:	Excellent <input type="checkbox"/> Average <input type="checkbox"/> Poor <input checked="" type="checkbox"/> None <input type="checkbox"/>
N	0		Foliage Density:	<input type="checkbox"/> Normal <input checked="" type="checkbox"/> Sparse
NE			Weak crotches:	<input type="checkbox"/> No <input checked="" type="checkbox"/> Yes
E	6		Oak Pit Scale:	<input checked="" type="checkbox"/> No <input type="checkbox"/> Yes
SE			Mainstem dieback:	<input type="checkbox"/> No <input checked="" type="checkbox"/> Yes
S	17		Exposed Roots:	<input checked="" type="checkbox"/> No <input type="checkbox"/> Yes
SW			Epicormic growth:	<input checked="" type="checkbox"/> No <input type="checkbox"/> Yes
W	0		Shading Out:	<input type="checkbox"/> No <input checked="" type="checkbox"/> Yes
NW			Cavities: <input checked="" type="checkbox"/> None	<input type="checkbox"/> Trunk <input type="checkbox"/> Branch
CANOPY SPREAD (FEET):			Exfoliating Bark:	<input type="checkbox"/> No <input checked="" type="checkbox"/> Yes
PROPOSED ACTIONS			Water Pocket(s):	<input type="checkbox"/> No <input checked="" type="checkbox"/> Yes
Monitor for Progress: <input checked="" type="checkbox"/> Yes <input type="checkbox"/> No			Mechanical Damage:	<input type="checkbox"/> Trunk <input type="checkbox"/> Branch <input checked="" type="checkbox"/> None
Treat Infestations: <input type="checkbox"/> Yes <input type="checkbox"/> No			Canker/Galls:	<input type="checkbox"/> No <input checked="" type="checkbox"/> Yes
Remove Deadwood: <input type="checkbox"/> Yes <input type="checkbox"/> No			Fungus:	<input type="checkbox"/> No <input checked="" type="checkbox"/> Yes
Support Structure: <input type="checkbox"/> Yes <input type="checkbox"/> No			Vigor:	<input type="checkbox"/> Excellent <input checked="" type="checkbox"/> Average <input type="checkbox"/> Fair <input type="checkbox"/> Poor
IMPACTS & MITIGATIONS			Twig/ Branch Dieback:	<input type="checkbox"/> None <input type="checkbox"/> Minor <input type="checkbox"/> Moderate <input checked="" type="checkbox"/> Extensive
In Impacted Area: <input type="checkbox"/> Yes <input type="checkbox"/> No n/a			Leaf Size:	<input checked="" type="checkbox"/> Normal <input type="checkbox"/> Small
Proposed Land Use: n/a			Heart Rot:	<input type="checkbox"/> No <input checked="" type="checkbox"/> Yes
Impacts: n/a			Insects:	<input type="checkbox"/> Minor <input checked="" type="checkbox"/> Moderate <input type="checkbox"/> Extensive <input type="checkbox"/> None
Mitigations: n/a			Exudations:	<input checked="" type="checkbox"/> No <input type="checkbox"/> Yes

Comments & Notes:

⁷³ Health: A =Outstanding; B = Above Average; C = Average; D = Below Average; F = Dead

⁷⁴ Decurrent = Lacking Strong Central Leader. Excurrent = Strong Central Leader.

⁷⁵ Aesthetic (compared to standard tree of same species) : A = nearly symmetrical, healthy tree – F = Dead

Trunk dbh must be 4" to be included – cumulative diameters. *Juglans nigra*; *Platanus racemosa*; *Umbellularia californica*; native *Quercus sp.* Except scrub oaks not protected.

Survey Date: 3/16/11

Tree Number: 26

GENERAL CHARACTERISTICS				
Species: <input type="checkbox"/> <i>Q. agrifolia</i> <input type="checkbox"/> <i>Q. lobata</i>			Health Rating ⁷⁶ : <input type="checkbox"/> A <input type="checkbox"/> B <input type="checkbox"/> C <input checked="" type="checkbox"/> D <input type="checkbox"/> F	
<input type="checkbox"/> <i>Ca. Sycamore</i> <input type="checkbox"/> <i>Ca. Bay</i> <input checked="" type="checkbox"/> <i>Ca. Black Walnut</i>			Form: <input type="checkbox"/> symmetric <input type="checkbox"/> minor asymmetry	
Trunk Count: 4 Height (ft.): 18			<input checked="" type="checkbox"/> major asymmetry <input type="checkbox"/> stump sprout	
Trunk DBH (in.): 7.5, 7.5, 6.5, 4			<input type="checkbox"/> stag-head	
Percent Canopy Cover: 40%			Crown Class ⁷⁷ : <input checked="" type="checkbox"/> Decurrent <input type="checkbox"/> Excurrent	
Existing Terrain: <input type="checkbox"/> Flat <input checked="" type="checkbox"/> Slope			Age Class: <input type="checkbox"/> immature <input type="checkbox"/> semi-mature	
Aesthetic Rating ⁷⁸ : <input type="checkbox"/> A <input type="checkbox"/> B <input type="checkbox"/> C <input checked="" type="checkbox"/> D <input type="checkbox"/> F			<input type="checkbox"/> mature <input checked="" type="checkbox"/> over-mature/senescent	
Overall Grade: <input type="checkbox"/> A <input type="checkbox"/> B <input type="checkbox"/> C <input checked="" type="checkbox"/> D <input type="checkbox"/> F			Heritage Tree: <input checked="" type="checkbox"/> No <input type="checkbox"/> Yes	
CANOPY CHARACTERISTICS			TREE HEALTH	
	Dripline Radius (Feet)	Canopy to Grade (Feet)	Wound Wood Development:	Excellent <input type="checkbox"/> Average <input checked="" type="checkbox"/> Poor <input type="checkbox"/> None <input type="checkbox"/>
N	9		Foliage Density:	<input type="checkbox"/> Normal <input checked="" type="checkbox"/> Sparse
NE			Weak crotches:	<input type="checkbox"/> No <input checked="" type="checkbox"/> Yes
E	18		Oak Pit Scale:	<input checked="" type="checkbox"/> No <input type="checkbox"/> Yes
SE			Mainstem dieback:	<input type="checkbox"/> No <input checked="" type="checkbox"/> Yes
S	20		Exposed Roots:	<input checked="" type="checkbox"/> No <input type="checkbox"/> Yes
SW			Epicormic growth:	<input checked="" type="checkbox"/> No <input type="checkbox"/> Yes
W	12		Shading Out:	<input type="checkbox"/> No <input checked="" type="checkbox"/> Yes
NW			Cavities: <input type="checkbox"/> None <input checked="" type="checkbox"/> Trunk <input type="checkbox"/> Branch	
CANOPY SPREAD (FEET):			Exfoliating Bark:	<input type="checkbox"/> No <input checked="" type="checkbox"/> Yes
PROPOSED ACTIONS			Water Pocket(s):	<input type="checkbox"/> No <input checked="" type="checkbox"/> Yes
Monitor for Progress:			Mechanical Damage:	<input type="checkbox"/> Trunk <input type="checkbox"/> Branch <input checked="" type="checkbox"/> None
Treat Infestations:			Canker/Galls:	<input type="checkbox"/> No <input checked="" type="checkbox"/> Yes
Remove Deadwood:			Fungus:	<input type="checkbox"/> No <input checked="" type="checkbox"/> Yes
Support Structure:			Vigor:	<input type="checkbox"/> Excellent <input type="checkbox"/> Average <input checked="" type="checkbox"/> Fair <input type="checkbox"/> Poor
IMPACTS & MITIGATIONS			Twig/ Branch Dieback:	<input type="checkbox"/> None <input type="checkbox"/> Minor <input type="checkbox"/> Moderate <input checked="" type="checkbox"/> Extensive
In Impacted Area: <input type="checkbox"/> Yes <input type="checkbox"/> No n/a			Leaf Size:	<input type="checkbox"/> Normal <input checked="" type="checkbox"/> Small
Proposed Land Use: n/a			Heart Rot:	<input type="checkbox"/> No <input checked="" type="checkbox"/> Yes
Impacts: n/a			Insects:	<input type="checkbox"/> Minor <input checked="" type="checkbox"/> Moderate <input type="checkbox"/> Extensive <input type="checkbox"/> None
Mitigations: n/a			Exudations:	<input checked="" type="checkbox"/> No <input type="checkbox"/> Yes

Comments & Notes: Barbwire "wreath" on trunk, basal cavity.

⁷⁶ Health: A =Outstanding; B = Above Average; C = Average; D = Below Average; F = Dead

⁷⁷ Decurrent = Lacking Strong Central Leader. Excurrent = Strong Central Leader.

⁷⁸ Aesthetic (compared to standard tree of same species) : A = nearly symmetrical, healthy tree – F = Dead

Trunk dbh must be 4" to be included – cumulative diameters. *Juglans nigra*; *Platanus racemosa*; *Umbellularia californica*; native *Quercus sp.* Except scrub oaks not protected.

TREE FIELD DATA WORKSHEET (City of L.A.)

LDC Project No. 10003-001

Survey Date: 3/16/11

Tree Number: 27

GENERAL CHARACTERISTICS			TREE HEALTH		
Species: <input type="checkbox"/> <i>Q. agrifolia</i> <input type="checkbox"/> <i>Q. lobata</i>			Health Rating ⁷⁹ : <input type="checkbox"/> A <input type="checkbox"/> B <input type="checkbox"/> C <input checked="" type="checkbox"/> D <input type="checkbox"/> F		
<input type="checkbox"/> <i>Ca. Sycamore</i> <input type="checkbox"/> <i>Ca. Bay</i> <input checked="" type="checkbox"/> <i>Ca. Black Walnut</i>			Form: <input type="checkbox"/> symmetric <input type="checkbox"/> minor asymmetry		
Trunk Count: 1 Height (ft.): 15			<input checked="" type="checkbox"/> major asymmetry <input type="checkbox"/> stump sprout		
Trunk DBH (in.): 6			<input type="checkbox"/> stag-head		
Percent Canopy Cover: 25%			Crown Class ⁸⁰ : <input checked="" type="checkbox"/> Decurrent <input type="checkbox"/> Excurrent		
Existing Terrain: <input type="checkbox"/> Flat <input checked="" type="checkbox"/> Slope			Age Class: <input type="checkbox"/> immature <input type="checkbox"/> semi-mature		
Aesthetic Rating ⁸¹ : <input type="checkbox"/> A <input type="checkbox"/> B <input type="checkbox"/> C <input checked="" type="checkbox"/> D <input type="checkbox"/> F			<input checked="" type="checkbox"/> mature <input type="checkbox"/> over-mature/senescent		
Overall Grade: <input type="checkbox"/> A <input type="checkbox"/> B <input type="checkbox"/> C <input checked="" type="checkbox"/> D <input type="checkbox"/> F			Heritage Tree: <input checked="" type="checkbox"/> No <input type="checkbox"/> Yes		
CANOPY CHARACTERISTICS			TREE HEALTH		
	Dripline Radius (Feet)	Canopy to Grade (Feet)	Wound Wood Development:	Excellent <input type="checkbox"/> Average <input type="checkbox"/>	Poor <input checked="" type="checkbox"/> None <input type="checkbox"/>
N	0		Foliage Density:	<input checked="" type="checkbox"/> Normal <input type="checkbox"/> Sparse	
NE			Weak crotches:	<input checked="" type="checkbox"/> No <input type="checkbox"/> Yes	
E	0		Oak Pit Scale:	<input checked="" type="checkbox"/> No <input type="checkbox"/> Yes	
SE			Mainstem dieback:	<input checked="" type="checkbox"/> No <input type="checkbox"/> Yes	
S	20		Exposed Roots:	<input checked="" type="checkbox"/> No <input type="checkbox"/> Yes	
SW			Epicormic growth:	<input checked="" type="checkbox"/> No <input type="checkbox"/> Yes	
W	0		Shading Out:	<input type="checkbox"/> No <input checked="" type="checkbox"/> Yes	
NW			Cavities: <input type="checkbox"/> None <input type="checkbox"/> Trunk <input checked="" type="checkbox"/> Branch		
CANOPY SPREAD (FEET):			Exfoliating Bark:	<input checked="" type="checkbox"/> No <input type="checkbox"/> Yes	
PROPOSED ACTIONS			Water Pocket(s):	<input checked="" type="checkbox"/> No <input type="checkbox"/> Yes	
Monitor for Progress: <input checked="" type="checkbox"/> Yes <input type="checkbox"/> No			Mechanical Damage:	<input checked="" type="checkbox"/> Trunk <input type="checkbox"/> Branch <input type="checkbox"/> None	
Treat Infestations: <input type="checkbox"/> Yes <input type="checkbox"/> No			Canker/Galls:	<input type="checkbox"/> No <input checked="" type="checkbox"/> Yes	
Remove Deadwood: <input type="checkbox"/> Yes <input type="checkbox"/> No			Fungus:	<input type="checkbox"/> No <input checked="" type="checkbox"/> Yes	
Support Structure: <input type="checkbox"/> Yes <input type="checkbox"/> No			Vigor:	<input type="checkbox"/> Excellent <input type="checkbox"/> Average <input checked="" type="checkbox"/> Fair <input type="checkbox"/> Poor	
IMPACTS & MITIGATIONS			Twig/ Branch Dieback:	<input type="checkbox"/> None <input type="checkbox"/> Minor <input checked="" type="checkbox"/> Moderate <input type="checkbox"/> Extensive	
In Impacted Area: <input type="checkbox"/> Yes <input type="checkbox"/> No n/a			Leaf Size:	<input checked="" type="checkbox"/> Normal <input type="checkbox"/> Small	
Proposed Land Use: n/a			Heart Rot:	<input type="checkbox"/> No <input checked="" type="checkbox"/> Yes	
Impacts: n/a			Insects:	<input type="checkbox"/> Minor <input checked="" type="checkbox"/> Moderate <input type="checkbox"/> Extensive <input type="checkbox"/> None	
Mitigations: n/a			Exudations:	<input checked="" type="checkbox"/> No <input type="checkbox"/> Yes	

Comments & Notes: Leans and turns south.

⁷⁹ Health: A =Outstanding; B = Above Average; C = Average; D = Below Average; F = Dead

⁸⁰ Decurrent = Lacking Strong Central Leader. Excurrent = Strong Central Leader.

⁸¹ Aesthetic (compared to standard tree of same species) : A = nearly symmetrical, healthy tree – F = Dead

Trunk dbh must be 4" to be included – cumulative diameters. *Juglans nigra*; *Platanus racemosa*; *Umbellularia californica*; native *Quercus sp.* Except scrub oaks not protected.

Survey Date: 3/16/11

Tree Number: 28

GENERAL CHARACTERISTICS				
Species: <input type="checkbox"/> <i>Q. agrifolia</i> <input type="checkbox"/> <i>Q. lobata</i>			Health Rating ⁸² : <input type="checkbox"/> A <input type="checkbox"/> B <input type="checkbox"/> C <input checked="" type="checkbox"/> D <input type="checkbox"/> F	
<input type="checkbox"/> <i>Ca. Sycamore</i> <input type="checkbox"/> <i>Ca. Bay</i> <input checked="" type="checkbox"/> <i>Ca. Black Walnut</i>			Form: <input type="checkbox"/> symmetric <input type="checkbox"/> minor asymmetry	
Trunk Count: 3 Height (ft.): 18			<input checked="" type="checkbox"/> major asymmetry <input type="checkbox"/> stump sprout	
Trunk DBH (in.): 6.5, 3, 5			<input type="checkbox"/> stag-head	
Percent Canopy Cover: 50%			Crown Class ⁸³ : <input checked="" type="checkbox"/> Decurrent <input type="checkbox"/> Excurrent	
Existing Terrain: <input type="checkbox"/> Flat <input checked="" type="checkbox"/> Slope			Age Class: <input type="checkbox"/> immature <input type="checkbox"/> semi-mature	
Aesthetic Rating ⁸⁴ : <input type="checkbox"/> A <input type="checkbox"/> B <input type="checkbox"/> C <input checked="" type="checkbox"/> D <input type="checkbox"/> F			<input checked="" type="checkbox"/> mature <input type="checkbox"/> over-mature/senescent	
Overall Grade: <input type="checkbox"/> A <input type="checkbox"/> B <input type="checkbox"/> C <input checked="" type="checkbox"/> D <input type="checkbox"/> F			Heritage Tree: <input checked="" type="checkbox"/> No <input type="checkbox"/> Yes	
CANOPY CHARACTERISTICS			TREE HEALTH	
	Dripline Radius (Feet)	Canopy to Grade (Feet)	Wound Wood Development:	Excellent <input type="checkbox"/> Average <input checked="" type="checkbox"/> Poor <input type="checkbox"/> None <input type="checkbox"/>
N	14		Foliage Density:	<input type="checkbox"/> Normal <input checked="" type="checkbox"/> Sparse
NE			Weak crotches:	<input checked="" type="checkbox"/> No <input type="checkbox"/> Yes
E	18		Oak Pit Scale:	<input checked="" type="checkbox"/> No <input type="checkbox"/> Yes
SE			Mainstem dieback:	<input type="checkbox"/> No <input checked="" type="checkbox"/> Yes
S	18		Exposed Roots:	<input checked="" type="checkbox"/> No <input type="checkbox"/> Yes
SW			Epicormic growth:	<input checked="" type="checkbox"/> No <input type="checkbox"/> Yes
W	16		Shading Out:	<input type="checkbox"/> No <input checked="" type="checkbox"/> Yes
NW			Cavities: <input type="checkbox"/> None	<input type="checkbox"/> Trunk <input checked="" type="checkbox"/> Branch
CANOPY SPREAD (FEET):			Exfoliating Bark:	<input checked="" type="checkbox"/> No <input type="checkbox"/> Yes
PROPOSED ACTIONS			Water Pocket(s):	<input checked="" type="checkbox"/> No <input type="checkbox"/> Yes
Monitor for Progress:			Mechanical Damage:	<input checked="" type="checkbox"/> Trunk <input checked="" type="checkbox"/> Branch <input type="checkbox"/> None
Treat Infestations:			Canker/Galls:	<input type="checkbox"/> No <input checked="" type="checkbox"/> Yes
Remove Deadwood:			Fungus:	<input type="checkbox"/> No <input checked="" type="checkbox"/> Yes
Support Structure:			Vigor:	<input type="checkbox"/> Excellent <input type="checkbox"/> Average <input checked="" type="checkbox"/> Fair <input type="checkbox"/> Poor
IMPACTS & MITIGATIONS			Twig/ Branch Dieback:	<input type="checkbox"/> None <input type="checkbox"/> Minor <input type="checkbox"/> Moderate <input checked="" type="checkbox"/> Extensive
In Impacted Area: <input type="checkbox"/> Yes <input type="checkbox"/> No n/a			Leaf Size:	<input checked="" type="checkbox"/> Normal <input type="checkbox"/> Small
Proposed Land Use: n/a			Heart Rot:	<input type="checkbox"/> No <input checked="" type="checkbox"/> Yes
Impacts: n/a			Insects:	<input type="checkbox"/> Minor <input checked="" type="checkbox"/> Moderate <input type="checkbox"/> Extensive <input type="checkbox"/> None
Mitigations: n/a			Exudations:	<input checked="" type="checkbox"/> No <input type="checkbox"/> Yes

Comments & Notes:

⁸² Health: A =Outstanding; B = Above Average; C = Average; D = Below Average; F = Dead

⁸³ Decurrent = Lacking Strong Central Leader. Excurrent = Strong Central Leader.

⁸⁴ Aesthetic (compared to standard tree of same species) : A = nearly symmetrical, healthy tree – F = Dead

Trunk dbh must be 4" to be included – cumulative diameters. *Juglans nigra*; *Platanus racemosa*; *Umbellularia californica*; native *Quercus sp.* Except scrub oaks not protected.

TREE FIELD DATA WORKSHEET (City of L.A.)

LDC Project No. 10003-001

Survey Date: 3/16/11

Tree Number: 29

GENERAL CHARACTERISTICS				
Species: <input type="checkbox"/> <i>Q. agrifolia</i> <input type="checkbox"/> <i>Q. lobata</i>			Health Rating ⁸⁵ : <input type="checkbox"/> A <input type="checkbox"/> B <input checked="" type="checkbox"/> C <input type="checkbox"/> D <input type="checkbox"/> F	
<input type="checkbox"/> <i>Ca. Sycamore</i> <input type="checkbox"/> <i>Ca. Bay</i> <input checked="" type="checkbox"/> <i>Ca. Black Walnut</i>			Form: <input type="checkbox"/> symmetric <input type="checkbox"/> minor asymmetry	
Trunk Count: 3 Height (ft.): 15			<input checked="" type="checkbox"/> major asymmetry <input type="checkbox"/> stump sprout	
Trunk DBH (in.): 4.1, 6, 6.5			<input type="checkbox"/> stag-head	
Percent Canopy Cover: 50%			Crown Class ⁸⁶ : <input checked="" type="checkbox"/> Decurrent <input type="checkbox"/> Excurrent	
Existing Terrain: <input type="checkbox"/> Flat <input checked="" type="checkbox"/> Slope			Age Class: <input type="checkbox"/> immature <input type="checkbox"/> semi-mature	
Aesthetic Rating ⁸⁷ : <input type="checkbox"/> A <input type="checkbox"/> B <input checked="" type="checkbox"/> C <input type="checkbox"/> D <input type="checkbox"/> F			<input checked="" type="checkbox"/> mature <input type="checkbox"/> over-mature/senescent	
Overall Grade: <input type="checkbox"/> A <input type="checkbox"/> B <input checked="" type="checkbox"/> C <input type="checkbox"/> D <input type="checkbox"/> F			Heritage Tree: <input checked="" type="checkbox"/> No <input type="checkbox"/> Yes	
CANOPY CHARACTERISTICS			TREE HEALTH	
	Dripline Radius (Feet)	Canopy to Grade (Feet)	Wound Wood Development:	Excellent <input type="checkbox"/> Average <input checked="" type="checkbox"/> Poor <input type="checkbox"/> None <input type="checkbox"/>
N	17		Foliage Density:	<input checked="" type="checkbox"/> Normal <input type="checkbox"/> Sparse
NE			Weak crotches:	<input type="checkbox"/> No <input checked="" type="checkbox"/> Yes
E	10.5		Oak Pit Scale:	<input checked="" type="checkbox"/> No <input type="checkbox"/> Yes
SE			Mainstem dieback:	<input type="checkbox"/> No <input checked="" type="checkbox"/> Yes
S	19		Exposed Roots:	<input checked="" type="checkbox"/> No <input type="checkbox"/> Yes
SW			Epicormic growth:	<input checked="" type="checkbox"/> No <input type="checkbox"/> Yes
W	5		Shading Out:	<input type="checkbox"/> No <input checked="" type="checkbox"/> Yes
NW			Cavities: <input type="checkbox"/> None <input type="checkbox"/> Trunk <input checked="" type="checkbox"/> Branch	
CANOPY SPREAD (FEET):			Exfoliating Bark:	<input type="checkbox"/> No <input checked="" type="checkbox"/> Yes
PROPOSED ACTIONS			Water Pocket(s):	<input checked="" type="checkbox"/> No <input type="checkbox"/> Yes
Monitor for Progress: <input checked="" type="checkbox"/> Yes <input type="checkbox"/> No			Mechanical Damage:	<input type="checkbox"/> Trunk <input type="checkbox"/> Branch <input checked="" type="checkbox"/> None
Treat Infestations: <input type="checkbox"/> Yes <input type="checkbox"/> No			Canker/Galls:	<input type="checkbox"/> No <input checked="" type="checkbox"/> Yes
Remove Deadwood: <input type="checkbox"/> Yes <input type="checkbox"/> No			Fungus:	<input checked="" type="checkbox"/> No <input type="checkbox"/> Yes
Support Structure: <input type="checkbox"/> Yes <input type="checkbox"/> No			Vigor:	<input type="checkbox"/> Excellent <input type="checkbox"/> Average <input checked="" type="checkbox"/> Fair <input type="checkbox"/> Poor
IMPACTS & MITIGATIONS			Twig/ Branch Dieback:	<input type="checkbox"/> None <input type="checkbox"/> Minor <input checked="" type="checkbox"/> Moderate <input type="checkbox"/> Extensive
In Impacted Area: <input type="checkbox"/> Yes <input type="checkbox"/> No n/a			Leaf Size:	<input checked="" type="checkbox"/> Normal <input type="checkbox"/> Small
Proposed Land Use: n/a			Heart Rot:	<input type="checkbox"/> No <input checked="" type="checkbox"/> Yes
Impacts: n/a			Insects:	<input type="checkbox"/> Minor <input checked="" type="checkbox"/> Moderate <input type="checkbox"/> Extensive <input type="checkbox"/> None
Mitigations: n/a			Exudations:	<input checked="" type="checkbox"/> No <input type="checkbox"/> Yes

Comments & Notes:

⁸⁵ Health: A =Outstanding; B = Above Average; C = Average; D = Below Average; F = Dead

⁸⁶ Decurrent = Lacking Strong Central Leader. Excurrent = Strong Central Leader.

⁸⁷ Aesthetic (compared to standard tree of same species) : A = nearly symmetrical, healthy tree – F = Dead

Trunk dbh must be 4" to be included – cumulative diameters. *Juglans nigra*; *Platanus racemosa*; *Umbellularia californica*; native *Quercus sp.* Except scrub oaks not protected.

Survey Date: 3/16/11

Tree Number: 30

GENERAL CHARACTERISTICS				
Species: <input type="checkbox"/> <i>Q. agrifolia</i> <input type="checkbox"/> <i>Q. lobata</i>			Health Rating ⁸⁸ : <input type="checkbox"/> A <input type="checkbox"/> B <input checked="" type="checkbox"/> C <input type="checkbox"/> D <input type="checkbox"/> F	
<input type="checkbox"/> <i>Ca. Sycamore</i> <input type="checkbox"/> <i>Ca. Bay</i> <input checked="" type="checkbox"/> <i>Ca. Black Walnut</i>			Form: <input type="checkbox"/> symmetric <input type="checkbox"/> minor asymmetry	
Trunk Count: 2 Height (ft.): 18			<input checked="" type="checkbox"/> major asymmetry <input type="checkbox"/> stump sprout	
Trunk DBH (in.): 7, 7			<input type="checkbox"/> stag-head	
Percent Canopy Cover: 50%			Crown Class ⁸⁹ : <input checked="" type="checkbox"/> Decurrent <input type="checkbox"/> Excurrent	
Existing Terrain: <input type="checkbox"/> Flat <input checked="" type="checkbox"/> Slope			Age Class: <input type="checkbox"/> immature <input type="checkbox"/> semi-mature	
Aesthetic Rating ⁹⁰ : <input type="checkbox"/> A <input type="checkbox"/> B <input checked="" type="checkbox"/> C <input type="checkbox"/> D <input type="checkbox"/> F			<input checked="" type="checkbox"/> mature <input type="checkbox"/> over-mature/senescent	
Overall Grade: <input type="checkbox"/> A <input type="checkbox"/> B <input checked="" type="checkbox"/> C <input type="checkbox"/> D <input type="checkbox"/> F			Heritage Tree: <input checked="" type="checkbox"/> No <input type="checkbox"/> Yes	
CANOPY CHARACTERISTICS			TREE HEALTH	
	Dripline Radius (Feet)	Canopy to Grade (Feet)	Wound Wood Development:	Excellent <input type="checkbox"/> Average <input type="checkbox"/> Poor <input checked="" type="checkbox"/> None <input type="checkbox"/>
N	15		Foliage Density:	<input checked="" type="checkbox"/> Normal <input type="checkbox"/> Sparse
NE			Weak crotches:	<input type="checkbox"/> No <input checked="" type="checkbox"/> Yes
E	10		Oak Pit Scale:	<input checked="" type="checkbox"/> No <input type="checkbox"/> Yes
SE			Mainstem dieback:	<input type="checkbox"/> No <input checked="" type="checkbox"/> Yes
S	18		Exposed Roots:	<input checked="" type="checkbox"/> No <input type="checkbox"/> Yes
SW			Epicormic growth:	<input checked="" type="checkbox"/> No <input type="checkbox"/> Yes
W	12		Shading Out:	<input type="checkbox"/> No <input checked="" type="checkbox"/> Yes
NW			Cavities: <input type="checkbox"/> None <input checked="" type="checkbox"/> Trunk <input type="checkbox"/> Branch	
CANOPY SPREAD (FEET):			Exfoliating Bark:	<input type="checkbox"/> No <input checked="" type="checkbox"/> Yes
PROPOSED ACTIONS			Water Pocket(s):	<input checked="" type="checkbox"/> No <input type="checkbox"/> Yes
Monitor for Progress: <input checked="" type="checkbox"/> Yes <input type="checkbox"/> No			Mechanical Damage:	<input checked="" type="checkbox"/> Trunk <input checked="" type="checkbox"/> Branch <input type="checkbox"/> None
Treat Infestations: <input type="checkbox"/> Yes <input type="checkbox"/> No			Canker/Galls:	<input type="checkbox"/> No <input checked="" type="checkbox"/> Yes
Remove Deadwood: <input type="checkbox"/> Yes <input type="checkbox"/> No			Fungus:	<input type="checkbox"/> No <input checked="" type="checkbox"/> Yes
Support Structure: <input type="checkbox"/> Yes <input type="checkbox"/> No			Vigor:	<input type="checkbox"/> Excellent <input type="checkbox"/> Average <input checked="" type="checkbox"/> Fair <input type="checkbox"/> Poor
IMPACTS & MITIGATIONS			Twig/ Branch Dieback:	<input type="checkbox"/> None <input type="checkbox"/> Minor <input checked="" type="checkbox"/> Moderate <input type="checkbox"/> Extensive
In Impacted Area: <input type="checkbox"/> Yes <input type="checkbox"/> No n/a			Leaf Size:	<input checked="" type="checkbox"/> Normal <input type="checkbox"/> Small
Proposed Land Use: n/a			Heart Rot:	<input type="checkbox"/> No <input checked="" type="checkbox"/> Yes
Impacts: n/a			Insects:	<input type="checkbox"/> Minor <input checked="" type="checkbox"/> Moderate <input type="checkbox"/> Extensive <input type="checkbox"/> None
Mitigations: n/a			Exudations:	<input checked="" type="checkbox"/> No <input type="checkbox"/> Yes

Comments & Notes:

⁸⁸ Health: A =Outstanding; B = Above Average; C = Average; D = Below Average; F = Dead

⁸⁹ Decurrent = Lacking Strong Central Leader. Excurrent = Strong Central Leader.

⁹⁰ Aesthetic (compared to standard tree of same species) : A = nearly symmetrical, healthy tree – F = Dead

Trunk dbh must be 4" to be included – cumulative diameters. *Juglans nigra*; *Platanus racemosa*; *Umbellularia californica*; native *Quercus sp.* Except scrub oaks not protected.

TREE FIELD DATA WORKSHEET (City of L.A.)

LDC Project No. 10003-001

Survey Date: 3/16/11

Tree Number: 31

GENERAL CHARACTERISTICS				
Species: <input type="checkbox"/> <i>Q. agrifolia</i> <input type="checkbox"/> <i>Q. lobata</i>			Health Rating ⁹¹ : <input type="checkbox"/> A <input type="checkbox"/> B <input type="checkbox"/> C <input checked="" type="checkbox"/> D <input type="checkbox"/> F	
<input type="checkbox"/> <i>Ca. Sycamore</i> <input type="checkbox"/> <i>Ca. Bay</i> <input checked="" type="checkbox"/> <i>Ca. Black Walnut</i>			Form: <input type="checkbox"/> symmetric <input type="checkbox"/> minor asymmetry	
Trunk Count: 1 Height (ft.): 12			<input checked="" type="checkbox"/> major asymmetry <input type="checkbox"/> stump sprout	
Trunk DBH (in.): 10			<input type="checkbox"/> stag-head	
Percent Canopy Cover: 40%			Crown Class ⁹² : <input checked="" type="checkbox"/> Decurrent <input type="checkbox"/> Excurrent	
Existing Terrain: <input type="checkbox"/> Flat <input checked="" type="checkbox"/> Slope			Age Class: <input type="checkbox"/> immature <input type="checkbox"/> semi-mature	
Aesthetic Rating ⁹³ : <input type="checkbox"/> A <input type="checkbox"/> B <input type="checkbox"/> C <input type="checkbox"/> D <input checked="" type="checkbox"/> F			<input type="checkbox"/> mature <input checked="" type="checkbox"/> over-mature/senescent	
Overall Grade: <input type="checkbox"/> A <input type="checkbox"/> B <input type="checkbox"/> C <input checked="" type="checkbox"/> D <input type="checkbox"/> F			Heritage Tree: <input checked="" type="checkbox"/> No <input type="checkbox"/> Yes	
CANOPY CHARACTERISTICS			TREE HEALTH	
	Dripline Radius (Feet)	Canopy to Grade (Feet)	Wound Wood Development:	Excellent <input type="checkbox"/> Average <input type="checkbox"/> Poor <input checked="" type="checkbox"/> None <input type="checkbox"/>
N	13		Foliage Density:	<input checked="" type="checkbox"/> Normal <input type="checkbox"/> Sparse
NE			Weak crotches:	<input type="checkbox"/> No <input checked="" type="checkbox"/> Yes
E	9		Oak Pit Scale:	<input checked="" type="checkbox"/> No <input type="checkbox"/> Yes
SE			Mainstem dieback:	<input type="checkbox"/> No <input checked="" type="checkbox"/> Yes
S	0		Exposed Roots:	<input checked="" type="checkbox"/> No <input type="checkbox"/> Yes
SW			Epicormic growth:	<input type="checkbox"/> No <input checked="" type="checkbox"/> Yes
W	10		Shading Out:	<input type="checkbox"/> No <input checked="" type="checkbox"/> Yes
NW			Cavities: <input type="checkbox"/> None	<input checked="" type="checkbox"/> Trunk <input checked="" type="checkbox"/> Branch
			Exfoliating Bark:	<input type="checkbox"/> No <input checked="" type="checkbox"/> Yes
CANOPY SPREAD (FEET):			Water Pocket(s):	<input type="checkbox"/> No <input checked="" type="checkbox"/> Yes
PROPOSED ACTIONS			Mechanical Damage:	<input checked="" type="checkbox"/> Trunk <input checked="" type="checkbox"/> Branch <input type="checkbox"/> None
Monitor for Progress:	<input checked="" type="checkbox"/> Yes <input type="checkbox"/> No		Canker/Galls:	<input type="checkbox"/> No <input checked="" type="checkbox"/> Yes
Treat Infestations:	<input type="checkbox"/> Yes <input type="checkbox"/> No		Fungus:	<input type="checkbox"/> No <input checked="" type="checkbox"/> Yes
Remove Deadwood:	<input type="checkbox"/> Yes <input type="checkbox"/> No		Vigor:	<input type="checkbox"/> Excellent <input type="checkbox"/> Average
Support Structure:	<input type="checkbox"/> Yes <input type="checkbox"/> No			<input type="checkbox"/> Fair <input checked="" type="checkbox"/> Poor
IMPACTS & MITIGATIONS			Twig/ Branch Dieback:	<input type="checkbox"/> None <input type="checkbox"/> Minor <input type="checkbox"/> Moderate <input checked="" type="checkbox"/> Extensive
In Impacted Area:	<input type="checkbox"/> Yes <input type="checkbox"/> No n/a		Leaf Size:	<input checked="" type="checkbox"/> Normal <input type="checkbox"/> Small
Proposed Land Use:	n/a		Heart Rot:	<input type="checkbox"/> No <input checked="" type="checkbox"/> Yes
Impacts:	n/a		Insects:	<input type="checkbox"/> Minor <input type="checkbox"/> Moderate <input checked="" type="checkbox"/> Extensive <input type="checkbox"/> None
Mitigations:	n/a		Exudations:	<input checked="" type="checkbox"/> No <input type="checkbox"/> Yes

Comments & Notes: Appears to be part of a larger tree group with cut stems to the south- crown sprouting. Hollow. DBH taken below hollow @ 3'.

⁹¹ Health: A =Outstanding; B = Above Average; C = Average; D = Below Average; F = Dead

⁹² Decurrent = Lacking Strong Central Leader. Excurrent = Strong Central Leader.

⁹³ Aesthetic (compared to standard tree of same species) : A = nearly symmetrical, healthy tree – F = Dead
Trunk dbh must be 4" to be included – cumulative diameters. *Juglans nigra*; *Platanus racemosa*; *Umbellularia californica*; native *Quercus sp.* Except scrub oaks not protected.

TREE FIELD DATA WORKSHEET (City of L.A.)

LDC Project No. 10003-001

Survey Date: 3/16/11

Tree Number: 32

GENERAL CHARACTERISTICS				
Species: <input type="checkbox"/> <i>Q. agrifolia</i> <input type="checkbox"/> <i>Q. lobata</i>			Health Rating ⁹⁴ : <input type="checkbox"/> A <input type="checkbox"/> B <input checked="" type="checkbox"/> C- <input type="checkbox"/> D <input type="checkbox"/> F	
<input type="checkbox"/> <i>Ca. Sycamore</i> <input type="checkbox"/> <i>Ca. Bay</i> <input checked="" type="checkbox"/> <i>Ca. Black Walnut</i>			Form: <input type="checkbox"/> symmetric <input type="checkbox"/> minor asymmetry	
Trunk Count: 5 Height (ft.): 18			<input checked="" type="checkbox"/> major asymmetry <input type="checkbox"/> stump sprout	
Trunk DBH (in.): 4.5, 3.5, 3.5, 5.5, 5.5			<input type="checkbox"/> stag-head	
Percent Canopy Cover: 50%			Crown Class ⁹⁵ : <input checked="" type="checkbox"/> Decurrent <input type="checkbox"/> Excurrent	
Existing Terrain: <input type="checkbox"/> Flat <input checked="" type="checkbox"/> Slope			Age Class: <input checked="" type="checkbox"/> immature <input checked="" type="checkbox"/> semi-mature	
Aesthetic Rating ⁹⁶ : <input type="checkbox"/> A <input type="checkbox"/> B <input checked="" type="checkbox"/> C <input type="checkbox"/> D <input type="checkbox"/> F			<input type="checkbox"/> mature <input type="checkbox"/> over-mature/senescent	
Overall Grade: <input type="checkbox"/> A <input type="checkbox"/> B <input checked="" type="checkbox"/> C <input type="checkbox"/> D <input type="checkbox"/> F			Heritage Tree: <input checked="" type="checkbox"/> No <input type="checkbox"/> Yes	
CANOPY CHARACTERISTICS			TREE HEALTH	
	Dripline Radius (Feet)	Canopy to Grade (Feet)	Wound Wood Development:	Excellent <input type="checkbox"/> Average <input type="checkbox"/> Poor <input checked="" type="checkbox"/> None <input type="checkbox"/>
N	23		Foliage Density:	<input checked="" type="checkbox"/> Normal <input type="checkbox"/> Sparse
NE			Weak crotches:	<input type="checkbox"/> No <input checked="" type="checkbox"/> Yes
E	21		Oak Pit Scale:	<input checked="" type="checkbox"/> No <input type="checkbox"/> Yes
SE			Mainstem dieback:	<input type="checkbox"/> No <input checked="" type="checkbox"/> Yes
S	16		Exposed Roots:	<input checked="" type="checkbox"/> No <input type="checkbox"/> Yes
SW			Epicormic growth:	<input type="checkbox"/> No <input checked="" type="checkbox"/> Yes
W	3		Shading Out:	<input type="checkbox"/> No <input checked="" type="checkbox"/> Yes
NW			Cavities: <input type="checkbox"/> None <input checked="" type="checkbox"/> Trunk <input type="checkbox"/> Branch	
CANOPY SPREAD (FEET):			Exfoliating Bark:	<input type="checkbox"/> No <input checked="" type="checkbox"/> Yes
PROPOSED ACTIONS			Water Pocket(s):	<input type="checkbox"/> No <input checked="" type="checkbox"/> Yes
Monitor for Progress: <input checked="" type="checkbox"/> Yes <input type="checkbox"/> No			Mechanical Damage:	<input type="checkbox"/> Trunk <input type="checkbox"/> Branch <input checked="" type="checkbox"/> None
Treat Infestations: <input type="checkbox"/> Yes <input type="checkbox"/> No			Canker/Galls:	<input type="checkbox"/> No <input checked="" type="checkbox"/> Yes
Remove Deadwood: <input type="checkbox"/> Yes <input type="checkbox"/> No			Fungus:	<input type="checkbox"/> No <input checked="" type="checkbox"/> Yes
Support Structure: <input type="checkbox"/> Yes <input type="checkbox"/> No			Vigor:	<input type="checkbox"/> Excellent <input type="checkbox"/> Average <input checked="" type="checkbox"/> Fair <input type="checkbox"/> Poor
IMPACTS & MITIGATIONS			Twig/ Branch Dieback:	<input type="checkbox"/> None <input type="checkbox"/> Minor <input checked="" type="checkbox"/> Moderate <input type="checkbox"/> Extensive
In Impacted Area: <input type="checkbox"/> Yes <input type="checkbox"/> No n/a			Leaf Size:	<input checked="" type="checkbox"/> Normal <input type="checkbox"/> Small
Proposed Land Use: n/a			Heart Rot:	<input type="checkbox"/> No <input checked="" type="checkbox"/> Yes
Impacts: n/a			Insects:	<input type="checkbox"/> Minor <input checked="" type="checkbox"/> Moderate <input type="checkbox"/> Extensive <input type="checkbox"/> None
Mitigations: n/a			Exudations:	<input checked="" type="checkbox"/> No <input type="checkbox"/> Yes

Comments & Notes: Base rotted out.

⁹⁴ Health: A =Outstanding; B = Above Average; C = Average; D = Below Average; F = Dead

⁹⁵ Decurrent = Lacking Strong Central Leader. Excurrent = Strong Central Leader.

⁹⁶ Aesthetic (compared to standard tree of same species) : A = nearly symmetrical, healthy tree – F = Dead

Trunk dbh must be 4" to be included – cumulative diameters. *Juglans nigra*; *Platanus racemosa*; *Umbellularia californica*; native *Quercus sp.* Except scrub oaks not protected.

Survey Date: 3/16/11

Tree Number: 33

GENERAL CHARACTERISTICS				
Species: <input type="checkbox"/> <i>Q. agrifolia</i> <input type="checkbox"/> <i>Q. lobata</i>			Health Rating ⁹⁷ : <input type="checkbox"/> A <input type="checkbox"/> B <input checked="" type="checkbox"/> C- <input type="checkbox"/> D <input type="checkbox"/> F	
<input type="checkbox"/> <i>Ca. Sycamore</i> <input type="checkbox"/> <i>Ca. Bay</i> <input checked="" type="checkbox"/> <i>Ca. Black Walnut</i>			Form: <input type="checkbox"/> symmetric <input checked="" type="checkbox"/> minor asymmetry	
Trunk Count: 3 Height (ft.): 25			<input type="checkbox"/> major asymmetry <input type="checkbox"/> stump sprout	
Trunk DBH (in.): 10, 8.5, 11.5			<input type="checkbox"/> stag-head	
Percent Canopy Cover: 75%			Crown Class ⁹⁸ : <input checked="" type="checkbox"/> Decurrent <input type="checkbox"/> Excurrent	
Existing Terrain: <input type="checkbox"/> Flat <input checked="" type="checkbox"/> Slope			Age Class: <input type="checkbox"/> immature <input type="checkbox"/> semi-mature	
Aesthetic Rating ⁹⁹ : <input type="checkbox"/> A <input type="checkbox"/> B <input checked="" type="checkbox"/> C <input type="checkbox"/> D <input type="checkbox"/> F			<input type="checkbox"/> mature <input checked="" type="checkbox"/> over-mature/senescent	
Overall Grade: <input type="checkbox"/> A <input type="checkbox"/> B <input checked="" type="checkbox"/> C <input type="checkbox"/> D <input type="checkbox"/> F			Heritage Tree: <input checked="" type="checkbox"/> No <input type="checkbox"/> Yes	
CANOPY CHARACTERISTICS			TREE HEALTH	
	Dripline Radius (Feet)	Canopy to Grade (Feet)	Wound Wood Development:	Excellent <input type="checkbox"/> Average <input checked="" type="checkbox"/> Poor <input type="checkbox"/> None <input type="checkbox"/>
N	24		Foliage Density:	<input checked="" type="checkbox"/> Normal <input type="checkbox"/> Sparse
NE			Weak crotches:	<input checked="" type="checkbox"/> No <input type="checkbox"/> Yes
E	23		Oak Pit Scale:	<input checked="" type="checkbox"/> No <input type="checkbox"/> Yes
SE			Mainstem dieback:	<input type="checkbox"/> No <input checked="" type="checkbox"/> Yes
S	30 (steep slope)		Exposed Roots:	<input checked="" type="checkbox"/> No <input type="checkbox"/> Yes
SW			Epicormic growth:	<input checked="" type="checkbox"/> No <input type="checkbox"/> Yes
W	12		Shading Out:	<input type="checkbox"/> No <input checked="" type="checkbox"/> Yes
NW			Cavities: <input type="checkbox"/> None <input checked="" type="checkbox"/> Trunk <input type="checkbox"/> Branch	
CANOPY SPREAD (FEET):			Exfoliating Bark:	<input type="checkbox"/> No <input checked="" type="checkbox"/> Yes
PROPOSED ACTIONS			Water Pocket(s):	<input type="checkbox"/> No <input checked="" type="checkbox"/> Yes
Monitor for Progress:			Mechanical Damage:	<input type="checkbox"/> Trunk <input type="checkbox"/> Branch <input checked="" type="checkbox"/> None
Treat Infestations:			Canker/Galls:	<input type="checkbox"/> No <input checked="" type="checkbox"/> Yes
Remove Deadwood:			Fungus:	<input type="checkbox"/> No <input checked="" type="checkbox"/> Yes
Support Structure:			Vigor:	<input type="checkbox"/> Excellent <input checked="" type="checkbox"/> Average <input type="checkbox"/> Fair <input type="checkbox"/> Poor
IMPACTS & MITIGATIONS			Twig/ Branch Dieback:	<input type="checkbox"/> None <input type="checkbox"/> Minor <input checked="" type="checkbox"/> Moderate <input type="checkbox"/> Extensive
In Impacted Area: <input type="checkbox"/> Yes <input type="checkbox"/> No n/a			Leaf Size:	<input checked="" type="checkbox"/> Normal <input type="checkbox"/> Small
Proposed Land Use: n/a			Heart Rot:	<input type="checkbox"/> No <input checked="" type="checkbox"/> Yes
Impacts: n/a			Insects:	<input checked="" type="checkbox"/> Minor <input type="checkbox"/> Moderate <input type="checkbox"/> Extensive <input type="checkbox"/> None
Mitigations: n/a			Exudations:	<input checked="" type="checkbox"/> No <input type="checkbox"/> Yes

Comments & Notes: North of a power pole approx. 25-30'; hollow trunk; leaning north/northeast- seems like it's falling over. Tree is big for specie type.

⁹⁷ Health: A =Outstanding; B = Above Average; C = Average; D = Below Average; F = Dead

⁹⁸ Decurrent = Lacking Strong Central Leader. Excurrent = Strong Central Leader.

⁹⁹ Aesthetic (compared to standard tree of same species) : A = nearly symmetrical, healthy tree – F = Dead

Trunk dbh must be 4" to be included – cumulative diameters. *Juglans nigra*; *Platanus racemosa*; *Umbellularia californica*; native *Quercus sp.* Except scrub oaks not protected.

Survey Date: 3/16/11

Tree Number: 34

GENERAL CHARACTERISTICS				
Species: <input type="checkbox"/> <i>Q. agrifolia</i> <input type="checkbox"/> <i>Q. lobata</i>			Health Rating ¹⁰⁰ : <input type="checkbox"/> A <input type="checkbox"/> B <input type="checkbox"/> C <input checked="" type="checkbox"/> D <input type="checkbox"/> F	
<input type="checkbox"/> <i>Ca. Sycamore</i> <input type="checkbox"/> <i>Ca. Bay</i> <input checked="" type="checkbox"/> <i>Ca. Black Walnut</i>			Form: <input type="checkbox"/> symmetric <input type="checkbox"/> minor asymmetry	
Trunk Count: 2 Height (ft.): 12			<input checked="" type="checkbox"/> major asymmetry <input type="checkbox"/> stump sprout	
Trunk DBH (in.): 2.5, 3			<input type="checkbox"/> stag-head	
Percent Canopy Cover: 50%			Crown Class ¹⁰¹ : <input checked="" type="checkbox"/> Decurrent <input type="checkbox"/> Excurrent	
Existing Terrain: <input type="checkbox"/> Flat <input checked="" type="checkbox"/> Slope			Age Class: <input type="checkbox"/> immature <input checked="" type="checkbox"/> semi-mature	
Aesthetic Rating ¹⁰² : <input type="checkbox"/> A <input type="checkbox"/> B <input type="checkbox"/> C <input checked="" type="checkbox"/> D <input type="checkbox"/> F			<input type="checkbox"/> mature <input type="checkbox"/> over-mature/senescent	
Overall Grade: <input type="checkbox"/> A <input type="checkbox"/> B <input type="checkbox"/> C <input checked="" type="checkbox"/> D <input type="checkbox"/> F			Heritage Tree: <input checked="" type="checkbox"/> No <input type="checkbox"/> Yes	
CANOPY CHARACTERISTICS			TREE HEALTH	
	Dripline Radius (Feet)	Canopy to Grade (Feet)	Wound Wood Development:	Excellent <input type="checkbox"/> Average <input type="checkbox"/> Poor <input checked="" type="checkbox"/> None <input type="checkbox"/>
N	0		Foliage Density:	<input checked="" type="checkbox"/> Normal <input type="checkbox"/> Sparse
NE			Weak crotches:	<input checked="" type="checkbox"/> No <input type="checkbox"/> Yes
E	0		Oak Pit Scale:	<input checked="" type="checkbox"/> No <input type="checkbox"/> Yes
SE			Mainstem dieback:	<input type="checkbox"/> No <input checked="" type="checkbox"/> Yes
S	15		Exposed Roots:	<input checked="" type="checkbox"/> No <input type="checkbox"/> Yes
SW			Epicormic growth:	<input type="checkbox"/> No <input checked="" type="checkbox"/> Yes
W	13		Shading Out:	<input type="checkbox"/> No <input checked="" type="checkbox"/> Yes
NW			Cavities: <input type="checkbox"/> None <input checked="" type="checkbox"/> Trunk <input type="checkbox"/> Branch	
CANOPY SPREAD (FEET):			Exfoliating Bark:	<input checked="" type="checkbox"/> No <input type="checkbox"/> Yes
PROPOSED ACTIONS			Water Pocket(s):	<input checked="" type="checkbox"/> No <input type="checkbox"/> Yes
Monitor for Progress: <input checked="" type="checkbox"/> Yes <input type="checkbox"/> No			Mechanical Damage:	<input checked="" type="checkbox"/> Trunk <input checked="" type="checkbox"/> Branch <input type="checkbox"/> None
Treat Infestations: <input type="checkbox"/> Yes <input type="checkbox"/> No			Canker/Galls:	<input type="checkbox"/> No <input checked="" type="checkbox"/> Yes
Remove Deadwood: <input type="checkbox"/> Yes <input type="checkbox"/> No			Fungus:	<input type="checkbox"/> No <input checked="" type="checkbox"/> Yes
Support Structure: <input type="checkbox"/> Yes <input type="checkbox"/> No			Vigor:	<input type="checkbox"/> Excellent <input type="checkbox"/> Average <input checked="" type="checkbox"/> Fair <input type="checkbox"/> Poor
IMPACTS & MITIGATIONS			Twig/ Branch Dieback:	<input type="checkbox"/> None <input type="checkbox"/> Minor <input checked="" type="checkbox"/> Moderate <input type="checkbox"/> Extensive
In Impacted Area: <input type="checkbox"/> Yes <input type="checkbox"/> No n/a			Leaf Size:	<input type="checkbox"/> Normal <input checked="" type="checkbox"/> Small
Proposed Land Use: n/a			Heart Rot:	<input type="checkbox"/> No <input checked="" type="checkbox"/> Yes
Impacts: n/a			Insects:	<input type="checkbox"/> Minor <input checked="" type="checkbox"/> Moderate <input type="checkbox"/> Extensive <input type="checkbox"/> None
Mitigations: n/a			Exudations:	<input checked="" type="checkbox"/> No <input type="checkbox"/> Yes

Comments & Notes: Leans South.

¹⁰⁰ Health: A = Outstanding; B = Above Average; C = Average; D = Below Average; F = Dead

¹⁰¹ Decurrent = Lacking Strong Central Leader. Excurrent = Strong Central Leader.

¹⁰² Aesthetic (compared to standard tree of same species) : A = nearly symmetrical, healthy tree – F = Dead

Trunk dbh must be 4" to be included – cumulative diameters. *Juglans nigra*; *Platanus racemosa*; *Umbellularia californica*; native *Quercus sp.* Except scrub oaks not protected.

Survey Date: 3/16/11

Tree Number: 35

GENERAL CHARACTERISTICS				
Species: <input type="checkbox"/> <i>Q. agrifolia</i> <input type="checkbox"/> <i>Q. lobata</i>			Health Rating ¹⁰³ : <input type="checkbox"/> A <input type="checkbox"/> B <input checked="" type="checkbox"/> C- <input type="checkbox"/> D <input type="checkbox"/> F	
<input type="checkbox"/> <i>Ca. Sycamore</i> <input type="checkbox"/> <i>Ca. Bay</i> <input checked="" type="checkbox"/> <i>Ca. Black Walnut</i>			Form: <input type="checkbox"/> symmetric <input type="checkbox"/> minor asymmetry	
Trunk Count: 1 Height (ft.): 12			<input checked="" type="checkbox"/> major asymmetry <input type="checkbox"/> stump sprout	
Trunk DBH (in.): 5.5			<input type="checkbox"/> stag-head	
Percent Canopy Cover: 75%			Crown Class ¹⁰⁴ : <input checked="" type="checkbox"/> Decurrent <input type="checkbox"/> Excurrent	
Existing Terrain: <input type="checkbox"/> Flat <input checked="" type="checkbox"/> Slope			Age Class: <input type="checkbox"/> immature <input checked="" type="checkbox"/> semi-mature	
Aesthetic Rating ¹⁰⁵ : <input type="checkbox"/> A <input type="checkbox"/> B <input type="checkbox"/> C <input checked="" type="checkbox"/> D <input type="checkbox"/> F			<input type="checkbox"/> mature <input type="checkbox"/> over-mature/senescent	
Overall Grade: <input type="checkbox"/> A <input type="checkbox"/> B <input checked="" type="checkbox"/> C- <input type="checkbox"/> D <input type="checkbox"/> F			Heritage Tree: <input checked="" type="checkbox"/> No <input type="checkbox"/> Yes	
CANOPY CHARACTERISTICS			TREE HEALTH	
	Dripline Radius (Feet)	Canopy to Grade (Feet)	Wound Wood Development:	Excellent <input type="checkbox"/> Average <input type="checkbox"/> Poor <input checked="" type="checkbox"/> None <input type="checkbox"/>
N	0		Foliage Density:	<input checked="" type="checkbox"/> Normal <input type="checkbox"/> Sparse
NE			Weak crotches:	<input checked="" type="checkbox"/> No <input type="checkbox"/> Yes
E	0		Oak Pit Scale:	<input checked="" type="checkbox"/> No <input type="checkbox"/> Yes
SE			Mainstem dieback:	<input type="checkbox"/> No <input checked="" type="checkbox"/> Yes
S	20		Exposed Roots:	<input checked="" type="checkbox"/> No <input type="checkbox"/> Yes
SW			Epicormic growth:	<input checked="" type="checkbox"/> No <input type="checkbox"/> Yes
W	7		Shading Out:	<input type="checkbox"/> No <input checked="" type="checkbox"/> Yes
NW			Cavities: <input type="checkbox"/> None <input type="checkbox"/> Trunk <input checked="" type="checkbox"/> Branch	
CANOPY SPREAD (FEET):			Exfoliating Bark:	<input checked="" type="checkbox"/> No <input type="checkbox"/> Yes
PROPOSED ACTIONS			Water Pocket(s):	<input checked="" type="checkbox"/> No <input type="checkbox"/> Yes
Monitor for Progress: <input checked="" type="checkbox"/> Yes <input type="checkbox"/> No			Mechanical Damage:	<input type="checkbox"/> Trunk <input checked="" type="checkbox"/> Branch <input type="checkbox"/> None
Treat Infestations: <input type="checkbox"/> Yes <input type="checkbox"/> No			Canker/Galls:	<input checked="" type="checkbox"/> No <input type="checkbox"/> Yes
Remove Deadwood: <input type="checkbox"/> Yes <input type="checkbox"/> No			Fungus:	<input checked="" type="checkbox"/> No <input type="checkbox"/> Yes
Support Structure: <input type="checkbox"/> Yes <input type="checkbox"/> No			Vigor:	<input type="checkbox"/> Excellent <input type="checkbox"/> Average <input checked="" type="checkbox"/> Fair <input type="checkbox"/> Poor
IMPACTS & MITIGATIONS			Twig/ Branch Dieback:	<input type="checkbox"/> None <input checked="" type="checkbox"/> Minor <input type="checkbox"/> Moderate <input type="checkbox"/> Extensive
In Impacted Area: <input type="checkbox"/> Yes <input type="checkbox"/> No n/a			Leaf Size:	<input checked="" type="checkbox"/> Normal <input type="checkbox"/> Small
Proposed Land Use: n/a			Heart Rot:	<input type="checkbox"/> No <input checked="" type="checkbox"/> Yes
Impacts: n/a			Insects:	<input checked="" type="checkbox"/> Minor <input type="checkbox"/> Moderate <input type="checkbox"/> Extensive <input type="checkbox"/> None
Mitigations: n/a			Exudations:	<input checked="" type="checkbox"/> No <input type="checkbox"/> Yes

Comments & Notes: Leans southeast

¹⁰³ Health: A = Outstanding; B = Above Average; C = Average; D = Below Average; F = Dead

¹⁰⁴ Decurrent = Lacking Strong Central Leader. Excurrent = Strong Central Leader.

¹⁰⁵ Aesthetic (compared to standard tree of same species) : A = nearly symmetrical, healthy tree – F = Dead

Trunk dbh must be 4" to be included – cumulative diameters. *Juglans nigra*; *Platanus racemosa*; *Umbellularia californica*; native *Quercus sp.* Except scrub oaks not protected.

TREE FIELD DATA WORKSHEET (City of L.A.)

LDC Project No. 10003-001

Survey Date: 3/16/11

Tree Number: 36

GENERAL CHARACTERISTICS				
Species: <input type="checkbox"/> <i>Q. agrifolia</i> <input type="checkbox"/> <i>Q. lobata</i>			Health Rating ¹⁰⁶ : <input type="checkbox"/> A <input type="checkbox"/> B <input checked="" type="checkbox"/> C <input type="checkbox"/> D <input type="checkbox"/> F	
<input type="checkbox"/> <i>Ca. Sycamore</i> <input type="checkbox"/> <i>Ca. Bay</i> <input checked="" type="checkbox"/> <i>Ca. Black Walnut</i>			Form: <input type="checkbox"/> symmetric <input type="checkbox"/> minor asymmetry	
Trunk Count: 1 Height (ft.): 12			<input checked="" type="checkbox"/> major asymmetry <input type="checkbox"/> stump sprout	
Trunk DBH (in.): 9.5			<input type="checkbox"/> stag-head	
Percent Canopy Cover: 75%			Crown Class ¹⁰⁷ : <input checked="" type="checkbox"/> Decurrent <input type="checkbox"/> Excurrent	
Existing Terrain: <input type="checkbox"/> Flat <input checked="" type="checkbox"/> Slope			Age Class: <input type="checkbox"/> immature <input checked="" type="checkbox"/> semi-mature	
Aesthetic Rating ¹⁰⁸ : <input type="checkbox"/> A <input type="checkbox"/> B <input checked="" type="checkbox"/> C- <input type="checkbox"/> D <input type="checkbox"/> F			<input type="checkbox"/> mature <input type="checkbox"/> over-mature/senescent	
Overall Grade: <input type="checkbox"/> A <input type="checkbox"/> B <input checked="" type="checkbox"/> C <input type="checkbox"/> D <input type="checkbox"/> F			Heritage Tree: <input checked="" type="checkbox"/> No <input type="checkbox"/> Yes	
CANOPY CHARACTERISTICS			TREE HEALTH	
	Dripline Radius (Feet)	Canopy to Grade (Feet)	Wound Wood Development:	Excellent <input type="checkbox"/> Average <input type="checkbox"/> Poor <input checked="" type="checkbox"/> None <input type="checkbox"/>
N	0		Foliage Density:	<input checked="" type="checkbox"/> Normal <input type="checkbox"/> Sparse
NE			Weak crotches:	<input checked="" type="checkbox"/> No <input type="checkbox"/> Yes
E	15		Oak Pit Scale:	<input checked="" type="checkbox"/> No <input type="checkbox"/> Yes
SE			Mainstem dieback:	<input checked="" type="checkbox"/> No <input type="checkbox"/> Yes
S	6		Exposed Roots:	<input checked="" type="checkbox"/> No <input type="checkbox"/> Yes
SW			Epicormic growth:	<input checked="" type="checkbox"/> No <input type="checkbox"/> Yes
W	0		Shading Out:	<input type="checkbox"/> No <input checked="" type="checkbox"/> Yes
NW			Cavities: <input checked="" type="checkbox"/> None <input type="checkbox"/> Trunk <input type="checkbox"/> Branch	
CANOPY SPREAD (FEET):			Exfoliating Bark:	<input checked="" type="checkbox"/> No <input type="checkbox"/> Yes
PROPOSED ACTIONS			Water Pocket(s):	<input checked="" type="checkbox"/> No <input type="checkbox"/> Yes
Monitor for Progress: <input checked="" type="checkbox"/> Yes <input type="checkbox"/> No			Mechanical Damage:	<input type="checkbox"/> Trunk <input checked="" type="checkbox"/> Branch <input type="checkbox"/> None
Treat Infestations: <input type="checkbox"/> Yes <input type="checkbox"/> No			Canker/Galls:	<input checked="" type="checkbox"/> No <input type="checkbox"/> Yes
Remove Deadwood: <input type="checkbox"/> Yes <input type="checkbox"/> No			Fungus:	<input checked="" type="checkbox"/> No <input type="checkbox"/> Yes
Support Structure: <input type="checkbox"/> Yes <input type="checkbox"/> No			Vigor:	<input type="checkbox"/> Excellent <input checked="" type="checkbox"/> Average <input type="checkbox"/> Fair <input type="checkbox"/> Poor
IMPACTS & MITIGATIONS			Twig/ Branch Dieback:	<input type="checkbox"/> None <input checked="" type="checkbox"/> Minor <input type="checkbox"/> Moderate <input type="checkbox"/> Extensive
In Impacted Area: <input type="checkbox"/> Yes <input type="checkbox"/> No n/a			Leaf Size:	<input checked="" type="checkbox"/> Normal <input type="checkbox"/> Small
Proposed Land Use: n/a			Heart Rot:	<input type="checkbox"/> No <input checked="" type="checkbox"/> Yes
Impacts: n/a			Insects:	<input checked="" type="checkbox"/> Minor <input type="checkbox"/> Moderate <input type="checkbox"/> Extensive <input type="checkbox"/> None
Mitigations: n/a			Exudations:	<input checked="" type="checkbox"/> No <input type="checkbox"/> Yes

Comments & Notes: Leans east

¹⁰⁶ Health: A =Outstanding; B = Above Average; C = Average; D = Below Average; F = Dead

¹⁰⁷ Decurrent = Lacking Strong Central Leader. Excurrent = Strong Central Leader.

¹⁰⁸ Aesthetic (compared to standard tree of same species) : A = nearly symmetrical, healthy tree – F = Dead

Trunk dbh must be 4" to be included – cumulative diameters. *Juglans nigra*; *Platanus racemosa*; *Umbellularia californica*; native *Quercus sp.* Except scrub oaks not protected.

Survey Date: 3/16/11

Tree Number: 37

GENERAL CHARACTERISTICS				
Species: <input type="checkbox"/> <i>Q. agrifolia</i> <input type="checkbox"/> <i>Q. lobata</i>			Health Rating ¹⁰⁹ : <input type="checkbox"/> A <input type="checkbox"/> B <input checked="" type="checkbox"/> C <input type="checkbox"/> D <input type="checkbox"/> F	
<input type="checkbox"/> <i>Ca. Sycamore</i> <input type="checkbox"/> <i>Ca. Bay</i> <input checked="" type="checkbox"/> <i>Ca. Black Walnut</i>			Form: <input type="checkbox"/> symmetric <input type="checkbox"/> minor asymmetry	
Trunk Count: 1 Height (ft.): 12			<input checked="" type="checkbox"/> major asymmetry <input type="checkbox"/> stump sprout	
Trunk DBH (in.): 9.5			<input type="checkbox"/> stag-head	
Percent Canopy Cover: 75%			Crown Class ¹¹⁰ : <input checked="" type="checkbox"/> Decurrent <input type="checkbox"/> Excurrent	
Existing Terrain: <input type="checkbox"/> Flat <input checked="" type="checkbox"/> Slope			Age Class: <input type="checkbox"/> immature <input checked="" type="checkbox"/> semi-mature	
Aesthetic Rating ¹¹¹ : <input type="checkbox"/> A <input type="checkbox"/> B <input checked="" type="checkbox"/> C <input type="checkbox"/> D <input type="checkbox"/> F			<input type="checkbox"/> mature <input type="checkbox"/> over-mature/senescent	
Overall Grade: <input type="checkbox"/> A <input type="checkbox"/> B <input checked="" type="checkbox"/> C <input type="checkbox"/> D <input type="checkbox"/> F			Heritage Tree: <input checked="" type="checkbox"/> No <input type="checkbox"/> Yes	
CANOPY CHARACTERISTICS			TREE HEALTH	
	Dripline Radius (Feet)	Canopy to Grade (Feet)	Wound Wood Development:	Excellent <input type="checkbox"/> Average <input type="checkbox"/> Poor <input checked="" type="checkbox"/> None <input type="checkbox"/>
N	0		Foliage Density:	<input checked="" type="checkbox"/> Normal <input type="checkbox"/> Sparse
NE			Weak crotches:	<input checked="" type="checkbox"/> No <input type="checkbox"/> Yes
E	0		Oak Pit Scale:	<input checked="" type="checkbox"/> No <input type="checkbox"/> Yes
SE			Mainstem dieback:	<input checked="" type="checkbox"/> No <input type="checkbox"/> Yes
S	21		Exposed Roots:	<input checked="" type="checkbox"/> No <input type="checkbox"/> Yes
SW			Epicormic growth:	<input type="checkbox"/> No <input checked="" type="checkbox"/> Yes
W	0		Shading Out:	<input type="checkbox"/> No <input checked="" type="checkbox"/> Yes
NW			Cavities: <input checked="" type="checkbox"/> None	<input type="checkbox"/> Trunk <input type="checkbox"/> Branch
CANOPY SPREAD (FEET):			Exfoliating Bark:	<input checked="" type="checkbox"/> No <input type="checkbox"/> Yes
PROPOSED ACTIONS			Water Pocket(s):	<input checked="" type="checkbox"/> No <input type="checkbox"/> Yes
Monitor for Progress: <input checked="" type="checkbox"/> Yes <input type="checkbox"/> No			Mechanical Damage:	<input checked="" type="checkbox"/> Trunk <input checked="" type="checkbox"/> Branch <input type="checkbox"/> None
Treat Infestations: <input type="checkbox"/> Yes <input type="checkbox"/> No			Canker/Galls:	<input checked="" type="checkbox"/> No <input type="checkbox"/> Yes
Remove Deadwood: <input type="checkbox"/> Yes <input type="checkbox"/> No			Fungus:	<input checked="" type="checkbox"/> No <input type="checkbox"/> Yes
Support Structure: <input type="checkbox"/> Yes <input type="checkbox"/> No			Vigor:	<input type="checkbox"/> Excellent <input checked="" type="checkbox"/> Average <input type="checkbox"/> Fair <input type="checkbox"/> Poor
IMPACTS & MITIGATIONS			Twig/ Branch Dieback:	<input type="checkbox"/> None <input checked="" type="checkbox"/> Minor <input type="checkbox"/> Moderate <input type="checkbox"/> Extensive
In Impacted Area: <input type="checkbox"/> Yes <input type="checkbox"/> No n/a			Leaf Size:	<input checked="" type="checkbox"/> Normal <input type="checkbox"/> Small
Proposed Land Use: n/a			Heart Rot:	<input type="checkbox"/> No <input checked="" type="checkbox"/> Yes
Impacts: n/a			Insects:	<input checked="" type="checkbox"/> Minor <input type="checkbox"/> Moderate <input type="checkbox"/> Extensive <input type="checkbox"/> None
Mitigations: n/a			Exudations:	<input checked="" type="checkbox"/> No <input type="checkbox"/> Yes

Comments & Notes: Cuts on branches and trunk; leans south with canopy all in southerly direction- approx. 16'.

¹⁰⁹ Health: A = Outstanding; B = Above Average; C = Average; D = Below Average; F = Dead

¹¹⁰ Decurrent = Lacking Strong Central Leader. Excurrent = Strong Central Leader.

¹¹¹ Aesthetic (compared to standard tree of same species) : A = nearly symmetrical, healthy tree – F = Dead

Trunk dbh must be 4" to be included – cumulative diameters. *Juglans nigra*; *Platanus racemosa*; *Umbellularia californica*; native *Quercus sp.* Except scrub oaks not protected.

Survey Date: 3/17/11

Tree Number: 38

GENERAL CHARACTERISTICS				
Species: <input type="checkbox"/> <i>Q. agrifolia</i> <input type="checkbox"/> <i>Q. lobata</i>			Health Rating ¹¹⁵ : <input type="checkbox"/> A <input type="checkbox"/> B <input type="checkbox"/> C <input checked="" type="checkbox"/> D <input type="checkbox"/> F	
<input type="checkbox"/> <i>Ca. Sycamore</i> <input type="checkbox"/> <i>Ca. Bay</i> <input checked="" type="checkbox"/> <i>Ca. Black Walnut</i>			Form: <input type="checkbox"/> symmetric <input type="checkbox"/> minor asymmetry	
Trunk Count: 2 Height (ft.): 19			<input checked="" type="checkbox"/> major asymmetry <input type="checkbox"/> stump sprout	
Trunk DBH (in.): 6, 6.5			<input type="checkbox"/> stag-head	
Percent Canopy Cover: 50%			Crown Class ¹¹⁶ : <input checked="" type="checkbox"/> Decurrent <input type="checkbox"/> Excurrent	
Existing Terrain: <input type="checkbox"/> Flat <input checked="" type="checkbox"/> Slope			Age Class: <input type="checkbox"/> immature <input checked="" type="checkbox"/> semi-mature	
Aesthetic Rating ¹¹⁷ : <input type="checkbox"/> A <input type="checkbox"/> B <input type="checkbox"/> C <input checked="" type="checkbox"/> D <input type="checkbox"/> F			<input type="checkbox"/> mature <input type="checkbox"/> over-mature/senescent	
Overall Grade: <input type="checkbox"/> A <input type="checkbox"/> B <input type="checkbox"/> C <input checked="" type="checkbox"/> D <input type="checkbox"/> F			Heritage Tree: <input checked="" type="checkbox"/> No <input type="checkbox"/> Yes	
CANOPY CHARACTERISTICS			TREE HEALTH	
	Dripline Radius (Feet)	Canopy to Grade (Feet)	Wound Wood Development:	Excellent <input type="checkbox"/> Average <input type="checkbox"/> Poor <input type="checkbox"/> None <input checked="" type="checkbox"/>
N	0		Foliage Density:	<input type="checkbox"/> Normal <input checked="" type="checkbox"/> Sparse
NE			Weak crotches:	<input checked="" type="checkbox"/> No <input type="checkbox"/> Yes
E	15		Oak Pit Scale:	<input checked="" type="checkbox"/> No <input type="checkbox"/> Yes
SE			Mainstem dieback:	<input type="checkbox"/> No <input checked="" type="checkbox"/> Yes
S	10		Exposed Roots:	<input checked="" type="checkbox"/> No <input type="checkbox"/> Yes
SW			Epicormic growth:	<input type="checkbox"/> No <input checked="" type="checkbox"/> Yes
W	7		Shading Out:	<input type="checkbox"/> No <input checked="" type="checkbox"/> Yes
NW			Cavities: <input type="checkbox"/> None	<input checked="" type="checkbox"/> Trunk <input type="checkbox"/> Branch
CANOPY SPREAD (FEET):			Exfoliating Bark:	<input checked="" type="checkbox"/> No <input type="checkbox"/> Yes
PROPOSED ACTIONS			Water Pocket(s):	<input checked="" type="checkbox"/> No <input type="checkbox"/> Yes
Monitor for Progress:			Mechanical Damage:	<input type="checkbox"/> Trunk <input type="checkbox"/> Branch <input checked="" type="checkbox"/> None
Treat Infestations:			Canker/Galls:	<input type="checkbox"/> No <input checked="" type="checkbox"/> Yes
Remove Deadwood:			Fungus:	<input checked="" type="checkbox"/> No <input type="checkbox"/> Yes
Support Structure:			Vigor:	<input type="checkbox"/> Excellent <input checked="" type="checkbox"/> Average <input type="checkbox"/> Fair <input type="checkbox"/> Poor
IMPACTS & MITIGATIONS			Twig/ Branch Dieback:	<input type="checkbox"/> None <input checked="" type="checkbox"/> Minor <input type="checkbox"/> Moderate <input type="checkbox"/> Extensive
In Impacted Area: <input type="checkbox"/> Yes <input type="checkbox"/> No n/a			Leaf Size:	<input checked="" type="checkbox"/> Normal <input type="checkbox"/> Small
Proposed Land Use: n/a			Heart Rot:	<input type="checkbox"/> No <input checked="" type="checkbox"/> Yes
Impacts: n/a			Insects:	<input checked="" type="checkbox"/> Minor <input type="checkbox"/> Moderate <input type="checkbox"/> Extensive <input type="checkbox"/> None
Mitigations: n/a			Exudations:	<input checked="" type="checkbox"/> No <input type="checkbox"/> Yes

Comments & Notes: Leaning northeast, approx. 6' from corner of wall

¹¹⁵ Health: A = Outstanding; B = Above Average; C = Average; D = Below Average; F = Dead

¹¹⁶ Decurrent = Lacking Strong Central Leader. Excurrent = Strong Central Leader.

¹¹⁷ Aesthetic (compared to standard tree of same species) : A = nearly symmetrical, healthy tree – F = Dead

Trunk dbh must be 4" to be included – cumulative diameters. *Juglans nigra*; *Platanus racemosa*; *Umbellularia californica*; native *Quercus sp.* Except scrub oaks not protected.

TREE FIELD DATA WORKSHEET (City of L.A.)

LDC Project No. 10003-001

Survey Date: 3/17/11

Tree Number: 39

GENERAL CHARACTERISTICS			TREE HEALTH		
Species: <input type="checkbox"/> <i>Q. agrifolia</i> <input type="checkbox"/> <i>Q. lobata</i>			Health Rating ¹¹⁸ : <input type="checkbox"/> A <input type="checkbox"/> B <input type="checkbox"/> C <input checked="" type="checkbox"/> D <input type="checkbox"/> F		
<input type="checkbox"/> <i>Ca. Sycamore</i> <input type="checkbox"/> <i>Ca. Bay</i> <input checked="" type="checkbox"/> <i>Ca. Black Walnut</i>			Form: <input type="checkbox"/> symmetric <input type="checkbox"/> minor asymmetry		
Trunk Count: 1 Height (ft.): 30			<input checked="" type="checkbox"/> major asymmetry <input type="checkbox"/> stump sprout		
Trunk DBH (in.): 8			<input type="checkbox"/> stag-head		
Percent Canopy Cover: 50%			Crown Class ¹¹⁹ : <input checked="" type="checkbox"/> Decurrent <input type="checkbox"/> Excurrent		
Existing Terrain: <input type="checkbox"/> Flat <input checked="" type="checkbox"/> Slope			Age Class: <input type="checkbox"/> immature <input type="checkbox"/> semi-mature		
Aesthetic Rating ¹²⁰ : <input type="checkbox"/> A <input type="checkbox"/> B <input checked="" type="checkbox"/> C <input type="checkbox"/> D <input type="checkbox"/> F			<input type="checkbox"/> mature <input checked="" type="checkbox"/> over-mature/senescent		
Overall Grade: <input type="checkbox"/> A <input type="checkbox"/> B <input type="checkbox"/> C <input checked="" type="checkbox"/> D <input type="checkbox"/> F			Heritage Tree: <input checked="" type="checkbox"/> No <input type="checkbox"/> Yes		
CANOPY CHARACTERISTICS			TREE HEALTH		
	Dripline Radius (Feet)	Canopy to Grade (Feet)	Wound Wood Development:	Excellent <input type="checkbox"/> Average <input checked="" type="checkbox"/>	Poor <input type="checkbox"/> None <input type="checkbox"/>
N	20		Foliage Density:	<input checked="" type="checkbox"/> Normal <input type="checkbox"/> Sparse	
NE			Weak crotches:	<input checked="" type="checkbox"/> No <input type="checkbox"/> Yes	
E	9		Oak Pit Scale:	<input checked="" type="checkbox"/> No <input type="checkbox"/> Yes	
SE			Mainstem dieback:	<input checked="" type="checkbox"/> No <input type="checkbox"/> Yes	
S	2		Exposed Roots:	<input checked="" type="checkbox"/> No <input type="checkbox"/> Yes	
SW			Epicormic growth:	<input type="checkbox"/> No <input checked="" type="checkbox"/> Yes	
W	9		Shading Out:	<input type="checkbox"/> No <input checked="" type="checkbox"/> Yes	
NW			Cavities: <input type="checkbox"/> None	<input checked="" type="checkbox"/> Trunk <input checked="" type="checkbox"/> Branch	
CANOPY SPREAD (FEET):			Exfoliating Bark:	<input checked="" type="checkbox"/> No <input type="checkbox"/> Yes	
PROPOSED ACTIONS			Water Pocket(s):	<input checked="" type="checkbox"/> No <input type="checkbox"/> Yes	
Monitor for Progress: <input checked="" type="checkbox"/> Yes <input type="checkbox"/> No			Mechanical Damage:	<input type="checkbox"/> Trunk <input type="checkbox"/> Branch	
Treat Infestations: <input type="checkbox"/> Yes <input type="checkbox"/> No			<input checked="" type="checkbox"/> None	Canker/Galls: <input type="checkbox"/> No <input checked="" type="checkbox"/> Yes	
Remove Deadwood: <input type="checkbox"/> Yes <input type="checkbox"/> No			Fungus: <input checked="" type="checkbox"/> No <input type="checkbox"/> Yes	Vigor: <input type="checkbox"/> Excellent <input checked="" type="checkbox"/> Average	
Support Structure: <input type="checkbox"/> Yes <input type="checkbox"/> No				<input type="checkbox"/> Fair <input type="checkbox"/> Poor	
IMPACTS & MITIGATIONS			Twig/ Branch Dieback:	<input type="checkbox"/> None <input checked="" type="checkbox"/> Minor	
In Impacted Area: <input type="checkbox"/> Yes <input type="checkbox"/> No n/a			<input type="checkbox"/> Moderate <input type="checkbox"/> Extensive	Leaf Size: <input checked="" type="checkbox"/> Normal <input type="checkbox"/> Small	
Proposed Land Use: n/a			Heart Rot: <input type="checkbox"/> No <input checked="" type="checkbox"/> Yes	Insects: <input checked="" type="checkbox"/> Minor <input type="checkbox"/> Moderate	
Impacts: n/a			<input type="checkbox"/> Extensive <input type="checkbox"/> None	Exudations: <input checked="" type="checkbox"/> No <input type="checkbox"/> Yes	
Mitigations: n/a					

Comments & Notes: Leaning slightly north.

¹¹⁸ Health: A =Outstanding; B = Above Average; C = Average; D = Below Average; F = Dead

¹¹⁹ Decurrent = Lacking Strong Central Leader. Excurrent = Strong Central Leader.

¹²⁰ Aesthetic (compared to standard tree of same species) : A = nearly symmetrical, healthy tree – F = Dead

Trunk dbh must be 4" to be included – cumulative diameters. *Juglans nigra*; *Platanus racemosa*; *Umbellularia californica*; native *Quercus sp.* Except scrub oaks not protected.

TREE FIELD DATA WORKSHEET (City of L.A.)

LDC Project No. 10003-001

Survey Date: 3/17/11

Tree Number: 40

GENERAL CHARACTERISTICS				
Species: <input type="checkbox"/> <i>Q. agrifolia</i> <input type="checkbox"/> <i>Q. lobata</i>			Health Rating ¹²¹ : <input type="checkbox"/> A <input type="checkbox"/> B <input type="checkbox"/> C <input checked="" type="checkbox"/> D <input type="checkbox"/> F	
<input type="checkbox"/> <i>Ca. Sycamore</i> <input type="checkbox"/> <i>Ca. Bay</i> <input checked="" type="checkbox"/> <i>Ca. Black Walnut</i>			Form: <input type="checkbox"/> symmetric <input type="checkbox"/> minor asymmetry	
Trunk Count: 3 Height (ft.): 22			<input checked="" type="checkbox"/> major asymmetry <input type="checkbox"/> stump sprout	
Trunk DBH (in.): 5, 5.5, 8.5			<input type="checkbox"/> stag-head	
Percent Canopy Cover: 70%			Crown Class ¹²² : <input checked="" type="checkbox"/> Decurrent <input type="checkbox"/> Excurrent	
Existing Terrain: <input type="checkbox"/> Flat <input checked="" type="checkbox"/> Slope			Age Class: <input type="checkbox"/> immature <input type="checkbox"/> semi-mature	
Aesthetic Rating ¹²³ : <input type="checkbox"/> A <input type="checkbox"/> B <input type="checkbox"/> C <input checked="" type="checkbox"/> D <input type="checkbox"/> F			<input type="checkbox"/> mature <input checked="" type="checkbox"/> over-mature/senescent	
Overall Grade: <input type="checkbox"/> A <input type="checkbox"/> B <input type="checkbox"/> C <input checked="" type="checkbox"/> D <input type="checkbox"/> F			Heritage Tree: <input checked="" type="checkbox"/> No <input type="checkbox"/> Yes	
CANOPY CHARACTERISTICS			TREE HEALTH	
	Dripline Radius (Feet)	Canopy to Grade (Feet)	Wound Wood Development:	Excellent <input type="checkbox"/> Average <input checked="" type="checkbox"/> Poor <input type="checkbox"/> None <input type="checkbox"/>
N	0		Foliage Density:	<input type="checkbox"/> Normal <input checked="" type="checkbox"/> Sparse
NE			Weak crotches:	<input checked="" type="checkbox"/> No <input type="checkbox"/> Yes
E	12		Oak Pit Scale:	<input checked="" type="checkbox"/> No <input type="checkbox"/> Yes
SE			Mainstem dieback:	<input checked="" type="checkbox"/> No <input type="checkbox"/> Yes
S	16		Exposed Roots:	<input checked="" type="checkbox"/> No <input type="checkbox"/> Yes
SW			Epicormic growth:	<input type="checkbox"/> No <input checked="" type="checkbox"/> Yes
W	17		Shading Out:	<input type="checkbox"/> No <input checked="" type="checkbox"/> Yes
NW			Cavities: <input type="checkbox"/> None <input checked="" type="checkbox"/> Trunk <input type="checkbox"/> Branch	
CANOPY SPREAD (FEET):			Exfoliating Bark:	<input type="checkbox"/> No <input checked="" type="checkbox"/> Yes
PROPOSED ACTIONS			Water Pocket(s):	<input checked="" type="checkbox"/> No <input type="checkbox"/> Yes
Monitor for Progress: <input checked="" type="checkbox"/> Yes <input type="checkbox"/> No			Mechanical Damage:	<input type="checkbox"/> Trunk <input type="checkbox"/> Branch <input checked="" type="checkbox"/> None
Treat Infestations: <input type="checkbox"/> Yes <input type="checkbox"/> No			Canker/Galls:	<input type="checkbox"/> No <input checked="" type="checkbox"/> Yes
Remove Deadwood: <input type="checkbox"/> Yes <input type="checkbox"/> No			Fungus:	<input checked="" type="checkbox"/> No <input type="checkbox"/> Yes
Support Structure: <input type="checkbox"/> Yes <input type="checkbox"/> No			Vigor:	<input type="checkbox"/> Excellent <input checked="" type="checkbox"/> Average <input type="checkbox"/> Fair <input type="checkbox"/> Poor
IMPACTS & MITIGATIONS			Twig/ Branch Dieback:	<input type="checkbox"/> None <input checked="" type="checkbox"/> Minor <input type="checkbox"/> Moderate <input type="checkbox"/> Extensive
In Impacted Area: <input type="checkbox"/> Yes <input type="checkbox"/> No n/a			Leaf Size:	<input checked="" type="checkbox"/> Normal <input type="checkbox"/> Small
Proposed Land Use: n/a			Heart Rot:	<input type="checkbox"/> No <input checked="" type="checkbox"/> Yes
Impacts: n/a			Insects:	<input checked="" type="checkbox"/> Minor <input type="checkbox"/> Moderate <input type="checkbox"/> Extensive <input type="checkbox"/> None
Mitigations: n/a			Exudations:	<input checked="" type="checkbox"/> No <input type="checkbox"/> Yes

Comments & Notes:

¹²¹ Health: A = Outstanding; B = Above Average; C = Average; D = Below Average; F = Dead

¹²² Decurrent = Lacking Strong Central Leader. Excurrent = Strong Central Leader.

¹²³ Aesthetic (compared to standard tree of same species) : A = nearly symmetrical, healthy tree – F = Dead

Trunk dbh must be 4" to be included – cumulative diameters. *Juglans nigra*; *Platanus racemosa*; *Umbellularia californica*; native *Quercus sp.* Except scrub oaks not protected.

TREE FIELD DATA WORKSHEET (City of L.A.)

LDC Project No. 10003-001

Survey Date: 3/17/11

Tree Number: 41

GENERAL CHARACTERISTICS			TREE HEALTH		
Species: <input type="checkbox"/> <i>Q. agrifolia</i> <input type="checkbox"/> <i>Q. lobata</i>			Health Rating ¹²⁴ : <input type="checkbox"/> A <input type="checkbox"/> B <input type="checkbox"/> C <input checked="" type="checkbox"/> D <input type="checkbox"/> F		
<input type="checkbox"/> <i>Ca. Sycamore</i> <input type="checkbox"/> <i>Ca. Bay</i> <input checked="" type="checkbox"/> <i>Ca. Black Walnut</i>			Form: <input type="checkbox"/> symmetric <input checked="" type="checkbox"/> minor asymmetry		
Trunk Count: 3 Height (ft.): 26			<input type="checkbox"/> major asymmetry <input type="checkbox"/> stump sprout		
Trunk DBH (in.): 6, 7, 6.5			<input type="checkbox"/> stag-head		
Percent Canopy Cover: 75%			Crown Class ¹²⁵ : <input checked="" type="checkbox"/> Decurrent <input type="checkbox"/> Excurrent		
Existing Terrain: <input type="checkbox"/> Flat <input checked="" type="checkbox"/> Slope			Age Class: <input type="checkbox"/> immature <input type="checkbox"/> semi-mature		
Aesthetic Rating ¹²⁶ : <input type="checkbox"/> A <input type="checkbox"/> B <input checked="" type="checkbox"/> C <input type="checkbox"/> D <input type="checkbox"/> F			<input type="checkbox"/> mature <input checked="" type="checkbox"/> over-mature/senescent		
Overall Grade: <input type="checkbox"/> A <input type="checkbox"/> B <input type="checkbox"/> C <input checked="" type="checkbox"/> D <input type="checkbox"/> F			Heritage Tree: <input checked="" type="checkbox"/> No <input type="checkbox"/> Yes		
CANOPY CHARACTERISTICS			TREE HEALTH		
	Dripline Radius (Feet)	Canopy to Grade (Feet)	Wound Wood Development:	Excellent <input type="checkbox"/> Average <input checked="" type="checkbox"/>	Poor <input type="checkbox"/> None <input type="checkbox"/>
N	11		Foliage Density:	<input type="checkbox"/> Normal <input checked="" type="checkbox"/> Sparse	
NE			Weak crotches:	<input checked="" type="checkbox"/> No <input type="checkbox"/> Yes	
E	12		Oak Pit Scale:	<input checked="" type="checkbox"/> No <input type="checkbox"/> Yes	
SE			Mainstem dieback:	<input checked="" type="checkbox"/> No <input type="checkbox"/> Yes	
S	17		Exposed Roots:	<input checked="" type="checkbox"/> No <input type="checkbox"/> Yes	
SW			Epicormic growth:	<input type="checkbox"/> No <input checked="" type="checkbox"/> Yes	
W	23		Shading Out:	<input type="checkbox"/> No <input checked="" type="checkbox"/> Yes	
NW			Cavities: <input type="checkbox"/> None <input checked="" type="checkbox"/> Trunk <input checked="" type="checkbox"/> Branch		
CANOPY SPREAD (FEET):			Exfoliating Bark:	<input checked="" type="checkbox"/> No <input type="checkbox"/> Yes	
PROPOSED ACTIONS			Water Pocket(s):	<input checked="" type="checkbox"/> No <input type="checkbox"/> Yes	
Monitor for Progress: <input checked="" type="checkbox"/> Yes <input type="checkbox"/> No			Mechanical Damage:	<input type="checkbox"/> Trunk <input type="checkbox"/> Branch <input checked="" type="checkbox"/> None	
Treat Infestations: <input type="checkbox"/> Yes <input type="checkbox"/> No			Canker/Galls:	<input type="checkbox"/> No <input checked="" type="checkbox"/> Yes	
Remove Deadwood: <input type="checkbox"/> Yes <input type="checkbox"/> No			Fungus:	<input checked="" type="checkbox"/> No <input type="checkbox"/> Yes	
Support Structure: <input type="checkbox"/> Yes <input type="checkbox"/> No			Vigor:	<input type="checkbox"/> Excellent <input checked="" type="checkbox"/> Average <input type="checkbox"/> Fair <input type="checkbox"/> Poor	
IMPACTS & MITIGATIONS			Twig/ Branch Dieback:	<input type="checkbox"/> None <input checked="" type="checkbox"/> Minor <input type="checkbox"/> Moderate <input type="checkbox"/> Extensive	
In Impacted Area: <input type="checkbox"/> Yes <input type="checkbox"/> No n/a			Leaf Size:	<input checked="" type="checkbox"/> Normal <input type="checkbox"/> Small	
Proposed Land Use: n/a			Heart Rot:	<input type="checkbox"/> No <input checked="" type="checkbox"/> Yes	
Impacts: n/a			Insects:	<input checked="" type="checkbox"/> Minor <input type="checkbox"/> Moderate <input type="checkbox"/> Extensive <input type="checkbox"/> None	
Mitigations: n/a			Exudations:	<input checked="" type="checkbox"/> No <input type="checkbox"/> Yes	

Comments & Notes: base buried

¹²⁴ Health: A =Outstanding; B = Above Average; C = Average; D = Below Average; F = Dead

¹²⁵ Decurrent = Lacking Strong Central Leader. Excurrent = Strong Central Leader.

¹²⁶ Aesthetic (compared to standard tree of same species) : A = nearly symmetrical, healthy tree – F = Dead

Trunk dbh must be 4" to be included – cumulative diameters. *Juglans nigra*; *Platanus racemosa*; *Umbellularia californica*; native *Quercus sp.* Except scrub oaks not protected.

Survey Date: 3/17/11

Tree Number: 42

GENERAL CHARACTERISTICS				
Species: <input type="checkbox"/> <i>Q. agrifolia</i> <input type="checkbox"/> <i>Q. lobata</i>			Health Rating ¹²⁷ : <input type="checkbox"/> A <input type="checkbox"/> B <input type="checkbox"/> C <input checked="" type="checkbox"/> D <input type="checkbox"/> F	
<input type="checkbox"/> <i>Ca. Sycamore</i> <input type="checkbox"/> <i>Ca. Bay</i> <input checked="" type="checkbox"/> <i>Ca. Black Walnut</i>			Form: <input type="checkbox"/> symmetric <input checked="" type="checkbox"/> minor asymmetry	
Trunk Count: 2 Height (ft.): 23			<input type="checkbox"/> major asymmetry <input type="checkbox"/> stump sprout	
Trunk DBH (in.): 6, 6.5			<input type="checkbox"/> stag-head	
Percent Canopy Cover: 70%			Crown Class ¹²⁸ : <input checked="" type="checkbox"/> Decurrent <input type="checkbox"/> Excurrent	
Existing Terrain: <input type="checkbox"/> Flat <input checked="" type="checkbox"/> Slope			Age Class: <input type="checkbox"/> immature <input type="checkbox"/> semi-mature	
Aesthetic Rating ¹²⁹ : <input type="checkbox"/> A <input type="checkbox"/> B <input type="checkbox"/> C <input checked="" type="checkbox"/> D <input type="checkbox"/> F			<input type="checkbox"/> mature <input checked="" type="checkbox"/> over-mature/senescent	
Overall Grade: <input type="checkbox"/> A <input type="checkbox"/> B <input type="checkbox"/> C <input checked="" type="checkbox"/> D <input type="checkbox"/> F			Heritage Tree: <input checked="" type="checkbox"/> No <input type="checkbox"/> Yes	
CANOPY CHARACTERISTICS			TREE HEALTH	
	Dripline Radius (Feet)	Canopy to Grade (Feet)	Wound Wood Development:	Excellent <input type="checkbox"/> Average <input checked="" type="checkbox"/> Poor <input type="checkbox"/> None <input type="checkbox"/>
N	7		Foliage Density:	<input type="checkbox"/> Normal <input checked="" type="checkbox"/> Sparse
NE			Weak crotches:	<input checked="" type="checkbox"/> No <input type="checkbox"/> Yes
E	12		Oak Pit Scale:	<input checked="" type="checkbox"/> No <input type="checkbox"/> Yes
SE			Mainstem dieback:	<input type="checkbox"/> No <input checked="" type="checkbox"/> Yes
S	15		Exposed Roots:	<input checked="" type="checkbox"/> No <input type="checkbox"/> Yes
SW			Epicormic growth:	<input type="checkbox"/> No <input checked="" type="checkbox"/> Yes
W	12		Shading Out:	<input checked="" type="checkbox"/> No <input type="checkbox"/> Yes
NW			Cavities: <input type="checkbox"/> None <input checked="" type="checkbox"/> Trunk <input type="checkbox"/> Branch	
CANOPY SPREAD (FEET):			Exfoliating Bark:	<input checked="" type="checkbox"/> No <input type="checkbox"/> Yes
PROPOSED ACTIONS			Water Pocket(s):	<input checked="" type="checkbox"/> No <input type="checkbox"/> Yes
Monitor for Progress: <input checked="" type="checkbox"/> Yes <input type="checkbox"/> No			Mechanical Damage:	<input type="checkbox"/> Trunk <input type="checkbox"/> Branch <input checked="" type="checkbox"/> None
Treat Infestations: <input type="checkbox"/> Yes <input type="checkbox"/> No			Canker/Galls:	<input type="checkbox"/> No <input checked="" type="checkbox"/> Yes
Remove Deadwood: <input type="checkbox"/> Yes <input type="checkbox"/> No			Fungus:	<input checked="" type="checkbox"/> No <input type="checkbox"/> Yes
Support Structure: <input type="checkbox"/> Yes <input type="checkbox"/> No			Vigor:	<input type="checkbox"/> Excellent <input checked="" type="checkbox"/> Average <input type="checkbox"/> Fair <input type="checkbox"/> Poor
IMPACTS & MITIGATIONS			Twig/ Branch Dieback:	<input type="checkbox"/> None <input checked="" type="checkbox"/> Minor <input type="checkbox"/> Moderate <input type="checkbox"/> Extensive
In Impacted Area: <input type="checkbox"/> Yes <input type="checkbox"/> No n/a			Leaf Size:	<input checked="" type="checkbox"/> Normal <input type="checkbox"/> Small
Proposed Land Use: n/a			Heart Rot:	<input type="checkbox"/> No <input checked="" type="checkbox"/> Yes
Impacts: n/a			Insects:	<input checked="" type="checkbox"/> Minor <input type="checkbox"/> Moderate <input type="checkbox"/> Extensive <input type="checkbox"/> None
Mitigations: n/a			Exudations:	<input checked="" type="checkbox"/> No <input type="checkbox"/> Yes

Comments & Notes:

¹²⁷ Health: A = Outstanding; B = Above Average; C = Average; D = Below Average; F = Dead

¹²⁸ Decurrent = Lacking Strong Central Leader. Excurrent = Strong Central Leader.

¹²⁹ Aesthetic (compared to standard tree of same species) : A = nearly symmetrical, healthy tree – F = Dead

Trunk dbh must be 4" to be included – cumulative diameters. *Juglans nigra*; *Platanus racemosa*; *Umbellularia californica*; native *Quercus sp.* Except scrub oaks not protected.

TREE FIELD DATA WORKSHEET (City of L.A.)

LDC Project No. 10003-001

Survey Date: 3/17/11

Tree Number: 43

GENERAL CHARACTERISTICS					
Species: <input type="checkbox"/> <i>Q. agrifolia</i> <input type="checkbox"/> <i>Q. lobata</i>			Health Rating ¹³⁰ : <input type="checkbox"/> A <input type="checkbox"/> B <input type="checkbox"/> C <input checked="" type="checkbox"/> D <input type="checkbox"/> F		
<input type="checkbox"/> <i>Ca. Sycamore</i> <input type="checkbox"/> <i>Ca. Bay</i> <input checked="" type="checkbox"/> <i>Ca. Black Walnut</i>			Form: <input type="checkbox"/> symmetric <input type="checkbox"/> minor asymmetry		
Trunk Count: 1 Height (ft.): 8			<input checked="" type="checkbox"/> major asymmetry <input type="checkbox"/> stump sprout		
Trunk DBH (in.): 5			<input type="checkbox"/> stag-head		
Percent Canopy Cover: 75%			Crown Class ¹³¹ : <input checked="" type="checkbox"/> Decurrent <input type="checkbox"/> Excurrent		
Existing Terrain: <input type="checkbox"/> Flat <input checked="" type="checkbox"/> Slope			Age Class: <input type="checkbox"/> immature <input checked="" type="checkbox"/> semi-mature		
Aesthetic Rating ¹³² : <input type="checkbox"/> A <input type="checkbox"/> B <input type="checkbox"/> C <input checked="" type="checkbox"/> D <input type="checkbox"/> F			<input type="checkbox"/> mature <input type="checkbox"/> over-mature/senescent		
Overall Grade: <input type="checkbox"/> A <input type="checkbox"/> B <input type="checkbox"/> C <input checked="" type="checkbox"/> D <input type="checkbox"/> F			Heritage Tree: <input checked="" type="checkbox"/> No <input type="checkbox"/> Yes		
CANOPY CHARACTERISTICS			TREE HEALTH		
	Dripline Radius (Feet)	Canopy to Grade (Feet)	Wound Wood Development:	Excellent <input type="checkbox"/> Average <input checked="" type="checkbox"/>	Poor <input type="checkbox"/> None <input type="checkbox"/>
N	0		Foliage Density:	<input checked="" type="checkbox"/> Normal <input type="checkbox"/> Sparse	
NE			Weak crotches:	<input checked="" type="checkbox"/> No <input type="checkbox"/> Yes	
E	3		Oak Pit Scale:	<input checked="" type="checkbox"/> No <input type="checkbox"/> Yes	
SE			Mainstem dieback:	<input type="checkbox"/> No <input checked="" type="checkbox"/> Yes	
S	5		Exposed Roots:	<input checked="" type="checkbox"/> No <input type="checkbox"/> Yes	
SW			Epicormic growth:	<input type="checkbox"/> No <input checked="" type="checkbox"/> Yes	
W	5		Shading Out:	<input checked="" type="checkbox"/> No <input type="checkbox"/> Yes	
NW			Cavities: <input type="checkbox"/> None	<input checked="" type="checkbox"/> Trunk <input type="checkbox"/> Branch	
CANOPY SPREAD (FEET):			Exfoliating Bark:	<input checked="" type="checkbox"/> No <input type="checkbox"/> Yes	
PROPOSED ACTIONS			Water Pocket(s):	<input checked="" type="checkbox"/> No <input type="checkbox"/> Yes	
Monitor for Progress: <input checked="" type="checkbox"/> Yes <input type="checkbox"/> No			Mechanical Damage:	<input type="checkbox"/> Trunk <input type="checkbox"/> Branch	
Treat Infestations: <input type="checkbox"/> Yes <input type="checkbox"/> No			<input checked="" type="checkbox"/> None	Canker/Galls: <input type="checkbox"/> No <input checked="" type="checkbox"/> Yes	
Remove Deadwood: <input type="checkbox"/> Yes <input type="checkbox"/> No			Fungus: <input checked="" type="checkbox"/> No <input type="checkbox"/> Yes	Vigor: <input type="checkbox"/> Excellent <input checked="" type="checkbox"/> Average	
Support Structure: <input type="checkbox"/> Yes <input type="checkbox"/> No				<input type="checkbox"/> Fair <input type="checkbox"/> Poor	
IMPACTS & MITIGATIONS			Twig/ Branch Dieback:	<input type="checkbox"/> None <input type="checkbox"/> Minor	
In Impacted Area: <input type="checkbox"/> Yes <input type="checkbox"/> No n/a			<input checked="" type="checkbox"/> Moderate <input type="checkbox"/> Extensive	Leaf Size: <input checked="" type="checkbox"/> Normal <input type="checkbox"/> Small	
Proposed Land Use: n/a			Heart Rot: <input type="checkbox"/> No <input checked="" type="checkbox"/> Yes	Insects: <input checked="" type="checkbox"/> Minor <input type="checkbox"/> Moderate	
Impacts: n/a			<input type="checkbox"/> Extensive <input type="checkbox"/> None	<input type="checkbox"/> Extensive <input type="checkbox"/> None	
Mitigations: n/a			Exudations: <input checked="" type="checkbox"/> No <input type="checkbox"/> Yes		

Comments & Notes: Crown sprout- turnk broke off at 6' and large sprouts coming off below break

¹³⁰ Health: A =Outstanding; B = Above Average; C = Average; D = Below Average; F = Dead

¹³¹ Decurrent = Lacking Strong Central Leader. Excurrent = Strong Central Leader.

¹³² Aesthetic (compared to standard tree of same species) : A = nearly symmetrical, healthy tree – F = Dead

Trunk dbh must be 4" to be included – cumulative diameters. *Juglans nigra*; *Platanus racemosa*; *Umbellularia californica*; native *Quercus sp.* Except scrub oaks not protected.

Survey Date: 3/17/11

Tree Number: 44

GENERAL CHARACTERISTICS				
Species: <input type="checkbox"/> <i>Q. agrifolia</i> <input type="checkbox"/> <i>Q. lobata</i>			Health Rating ¹³³ : <input type="checkbox"/> A <input type="checkbox"/> B <input type="checkbox"/> C <input checked="" type="checkbox"/> D <input type="checkbox"/> F	
<input type="checkbox"/> <i>Ca. Sycamore</i> <input type="checkbox"/> <i>Ca. Bay</i> <input checked="" type="checkbox"/> <i>Ca. Black Walnut</i>			Form: <input type="checkbox"/> symmetric <input type="checkbox"/> minor asymmetry	
Trunk Count: 1 Height (ft.): 28			<input checked="" type="checkbox"/> major asymmetry <input type="checkbox"/> stump sprout	
Trunk DBH (in.): 5			<input type="checkbox"/> stag-head	
Percent Canopy Cover: 50%			Crown Class ¹³⁴ : <input checked="" type="checkbox"/> Decurrent <input type="checkbox"/> Excurrent	
Existing Terrain: <input type="checkbox"/> Flat <input checked="" type="checkbox"/> Slope			Age Class: <input type="checkbox"/> immature <input type="checkbox"/> semi-mature	
Aesthetic Rating ¹³⁵ : <input type="checkbox"/> A <input type="checkbox"/> B <input type="checkbox"/> C <input checked="" type="checkbox"/> D <input type="checkbox"/> F			<input type="checkbox"/> mature <input checked="" type="checkbox"/> over-mature/senescent	
Overall Grade: <input type="checkbox"/> A <input type="checkbox"/> B <input type="checkbox"/> C <input checked="" type="checkbox"/> D <input type="checkbox"/> F			Heritage Tree: <input checked="" type="checkbox"/> No <input type="checkbox"/> Yes	
CANOPY CHARACTERISTICS			TREE HEALTH	
	Dripline Radius (Feet)	Canopy to Grade (Feet)	Wound Wood Development:	Excellent <input type="checkbox"/> Average <input checked="" type="checkbox"/> Poor <input type="checkbox"/> None <input type="checkbox"/>
N	0		Foliage Density:	<input checked="" type="checkbox"/> Normal <input type="checkbox"/> Sparse
NE			Weak crotches:	<input type="checkbox"/> No <input checked="" type="checkbox"/> Yes
E	8		Oak Pit Scale:	<input checked="" type="checkbox"/> No <input type="checkbox"/> Yes
SE			Mainstem dieback:	<input checked="" type="checkbox"/> No <input type="checkbox"/> Yes
S	24		Exposed Roots:	<input checked="" type="checkbox"/> No <input type="checkbox"/> Yes
SW			Epicormic growth:	<input type="checkbox"/> No <input checked="" type="checkbox"/> Yes
W	0		Shading Out:	<input type="checkbox"/> No <input checked="" type="checkbox"/> Yes
NW			Cavities: <input type="checkbox"/> None <input checked="" type="checkbox"/> Trunk <input type="checkbox"/> Branch	
CANOPY SPREAD (FEET):			Exfoliating Bark:	<input checked="" type="checkbox"/> No <input type="checkbox"/> Yes
PROPOSED ACTIONS			Water Pocket(s):	<input type="checkbox"/> No <input checked="" type="checkbox"/> Yes
Monitor for Progress:			Mechanical Damage:	<input checked="" type="checkbox"/> Trunk <input type="checkbox"/> Branch <input type="checkbox"/> None
Treat Infestations:			Canker/Galls:	<input type="checkbox"/> No <input checked="" type="checkbox"/> Yes
Remove Deadwood:			Fungus:	<input checked="" type="checkbox"/> No <input type="checkbox"/> Yes
Support Structure:			Vigor:	<input type="checkbox"/> Excellent <input checked="" type="checkbox"/> Average <input type="checkbox"/> Fair <input type="checkbox"/> Poor
IMPACTS & MITIGATIONS			Twig/ Branch Dieback:	<input type="checkbox"/> None <input checked="" type="checkbox"/> Minor <input type="checkbox"/> Moderate <input type="checkbox"/> Extensive
In Impacted Area: <input type="checkbox"/> Yes <input type="checkbox"/> No n/a			Leaf Size:	<input checked="" type="checkbox"/> Normal <input type="checkbox"/> Small
Proposed Land Use: n/a			Heart Rot:	<input type="checkbox"/> No <input checked="" type="checkbox"/> Yes
Impacts: n/a			Insects:	<input type="checkbox"/> Minor <input checked="" type="checkbox"/> Moderate <input type="checkbox"/> Extensive <input type="checkbox"/> None
Mitigations: n/a			Exudations:	<input checked="" type="checkbox"/> No <input type="checkbox"/> Yes

Comments & Notes: 1 large broken trunk with cavity and heart rot where broken off; 1 small cut trunk (<2" DBH)

¹³³ Health: A =Outstanding; B = Above Average; C = Average; D = Below Average; F = Dead

¹³⁴ Decurrent = Lacking Strong Central Leader. Excurrent = Strong Central Leader.

¹³⁵ Aesthetic (compared to standard tree of same species) : A = nearly symmetrical, healthy tree – F = Dead

Trunk dbh must be 4" to be included – cumulative diameters. *Juglans nigra*; *Platanus racemosa*; *Umbellularia californica*; native *Quercus sp.* Except scrub oaks not protected.

Survey Date: 3/17/11

Tree Number: 45

GENERAL CHARACTERISTICS				
Species: <input type="checkbox"/> <i>Q. agrifolia</i> <input type="checkbox"/> <i>Q. lobata</i>			Health Rating ¹³⁶ : <input type="checkbox"/> A <input type="checkbox"/> B <input type="checkbox"/> C <input checked="" type="checkbox"/> D <input type="checkbox"/> F	
<input type="checkbox"/> <i>Ca. Sycamore</i> <input type="checkbox"/> <i>Ca. Bay</i> <input checked="" type="checkbox"/> <i>Ca. Black Walnut</i>			Form: <input type="checkbox"/> symmetric <input type="checkbox"/> minor asymmetry	
Trunk Count: 1 Height (ft.): 22			<input checked="" type="checkbox"/> major asymmetry <input type="checkbox"/> stump sprout	
Trunk DBH (in.): 6.5			<input type="checkbox"/> stag-head	
Percent Canopy Cover: 50%			Crown Class ¹³⁷ : <input checked="" type="checkbox"/> Decurrent <input type="checkbox"/> Excurrent	
Existing Terrain: <input type="checkbox"/> Flat <input checked="" type="checkbox"/> Slope			Age Class: <input type="checkbox"/> immature <input type="checkbox"/> semi-mature	
Aesthetic Rating ¹³⁸ : <input type="checkbox"/> A <input type="checkbox"/> B <input type="checkbox"/> C <input checked="" type="checkbox"/> D <input type="checkbox"/> F			<input type="checkbox"/> mature <input checked="" type="checkbox"/> over-mature/senescent	
Overall Grade: <input type="checkbox"/> A <input type="checkbox"/> B <input type="checkbox"/> C <input checked="" type="checkbox"/> D <input type="checkbox"/> F			Heritage Tree: <input checked="" type="checkbox"/> No <input type="checkbox"/> Yes	
CANOPY CHARACTERISTICS			TREE HEALTH	
	Dripline Radius (Feet)	Canopy to Grade (Feet)	Wound Wood Development:	Excellent <input type="checkbox"/> Average <input checked="" type="checkbox"/> Poor <input type="checkbox"/> None <input type="checkbox"/>
N	0		Foliage Density:	<input type="checkbox"/> Normal <input checked="" type="checkbox"/> Sparse
NE			Weak crotches:	<input checked="" type="checkbox"/> No <input type="checkbox"/> Yes
E	0		Oak Pit Scale:	<input checked="" type="checkbox"/> No <input type="checkbox"/> Yes
SE			Mainstem dieback:	<input checked="" type="checkbox"/> No <input type="checkbox"/> Yes
S	0		Exposed Roots:	<input checked="" type="checkbox"/> No <input type="checkbox"/> Yes
SW			Epicormic growth:	<input type="checkbox"/> No <input checked="" type="checkbox"/> Yes
W	0		Shading Out:	<input type="checkbox"/> No <input checked="" type="checkbox"/> Yes
NW			Cavities: <input type="checkbox"/> None <input checked="" type="checkbox"/> Trunk <input type="checkbox"/> Branch	
CANOPY SPREAD (FEET):			Exfoliating Bark:	<input checked="" type="checkbox"/> No <input type="checkbox"/> Yes
PROPOSED ACTIONS			Water Pocket(s):	<input type="checkbox"/> No <input checked="" type="checkbox"/> Yes
Monitor for Progress: <input checked="" type="checkbox"/> Yes <input type="checkbox"/> No			Mechanical Damage:	<input type="checkbox"/> Trunk <input type="checkbox"/> Branch <input checked="" type="checkbox"/> None
Treat Infestations: <input type="checkbox"/> Yes <input type="checkbox"/> No			Canker/Galls:	<input type="checkbox"/> No <input checked="" type="checkbox"/> Yes
Remove Deadwood: <input type="checkbox"/> Yes <input type="checkbox"/> No			Fungus:	<input checked="" type="checkbox"/> No <input type="checkbox"/> Yes
Support Structure: <input type="checkbox"/> Yes <input type="checkbox"/> No			Vigor:	<input type="checkbox"/> Excellent <input checked="" type="checkbox"/> Average <input type="checkbox"/> Fair <input type="checkbox"/> Poor
IMPACTS & MITIGATIONS			Twig/ Branch Dieback:	<input type="checkbox"/> None <input type="checkbox"/> Minor <input checked="" type="checkbox"/> Moderate <input type="checkbox"/> Extensive
In Impacted Area: <input type="checkbox"/> Yes <input type="checkbox"/> No n/a			Leaf Size:	<input checked="" type="checkbox"/> Normal <input type="checkbox"/> Small
Proposed Land Use: n/a			Heart Rot:	<input type="checkbox"/> No <input checked="" type="checkbox"/> Yes
Impacts: n/a			Insects:	<input type="checkbox"/> Minor <input checked="" type="checkbox"/> Moderate <input type="checkbox"/> Extensive <input type="checkbox"/> None
Mitigations: n/a			Exudations:	<input checked="" type="checkbox"/> No <input type="checkbox"/> Yes

Comments & Notes: Sprouts from base- 2 dead trunks- broken and fallen in southerly direction.

¹³⁶ Health: A =Outstanding; B = Above Average; C = Average; D = Below Average; F = Dead

¹³⁷ Decurrent = Lacking Strong Central Leader. Excurrent = Strong Central Leader.

¹³⁸ Aesthetic (compared to standard tree of same species) : A = nearly symmetrical, healthy tree – F = Dead

Trunk dbh must be 4" to be included – cumulative diameters. *Juglans nigra*; *Platanus racemosa*; *Umbellularia californica*; native *Quercus sp.* Except scrub oaks not protected.

TREE FIELD DATA WORKSHEET (City of L.A.)

LDC Project No. 10003-001

Survey Date: 3/17/11

Tree Number: 46

GENERAL CHARACTERISTICS			TREE HEALTH		
Species: <input type="checkbox"/> <i>Q. agrifolia</i> <input type="checkbox"/> <i>Q. lobata</i>			Health Rating ¹³⁹ : <input type="checkbox"/> A <input type="checkbox"/> B <input type="checkbox"/> C <input checked="" type="checkbox"/> D <input type="checkbox"/> F		
<input type="checkbox"/> <i>Ca. Sycamore</i> <input type="checkbox"/> <i>Ca. Bay</i> <input checked="" type="checkbox"/> <i>Ca. Black Walnut</i>			Form: <input checked="" type="checkbox"/> symmetric <input type="checkbox"/> minor asymmetry		
Trunk Count: 4 Height (ft.): 20			<input type="checkbox"/> major asymmetry <input type="checkbox"/> stump sprout		
Trunk DBH (in.): 6.5, 7, 3.5, 4.5			<input type="checkbox"/> stag-head		
Percent Canopy Cover: 80%			Crown Class ¹⁴⁰ : <input checked="" type="checkbox"/> Decurrent <input type="checkbox"/> Excurrent		
Existing Terrain: <input type="checkbox"/> Flat <input checked="" type="checkbox"/> Slope			Age Class: <input type="checkbox"/> immature <input type="checkbox"/> semi-mature		
Aesthetic Rating ¹⁴¹ : <input type="checkbox"/> A <input type="checkbox"/> B <input checked="" type="checkbox"/> C <input type="checkbox"/> D <input type="checkbox"/> F			<input type="checkbox"/> mature <input checked="" type="checkbox"/> over-mature/senescent		
Overall Grade: <input type="checkbox"/> A <input type="checkbox"/> B <input type="checkbox"/> C <input checked="" type="checkbox"/> D <input type="checkbox"/> F			Heritage Tree: <input checked="" type="checkbox"/> No <input type="checkbox"/> Yes		
CANOPY CHARACTERISTICS			TREE HEALTH		
	Dripline Radius (Feet)	Canopy to Grade (Feet)	Wound Wood Development:	Excellent <input type="checkbox"/> Average <input checked="" type="checkbox"/>	
				Poor <input type="checkbox"/> None <input type="checkbox"/>	
N	15		Foliage Density:	<input checked="" type="checkbox"/> Normal <input type="checkbox"/> Sparse	
NE			Weak crotches:	<input checked="" type="checkbox"/> No <input type="checkbox"/> Yes	
E	12		Oak Pit Scale:	<input checked="" type="checkbox"/> No <input type="checkbox"/> Yes	
SE			Mainstem dieback:	<input checked="" type="checkbox"/> No <input type="checkbox"/> Yes	
S	17		Exposed Roots:	<input checked="" type="checkbox"/> No <input type="checkbox"/> Yes	
SW			Epicormic growth:	<input type="checkbox"/> No <input checked="" type="checkbox"/> Yes	
W	10		Shading Out:	<input checked="" type="checkbox"/> No <input type="checkbox"/> Yes	
NW			Cavities: <input type="checkbox"/> None <input checked="" type="checkbox"/> Trunk <input type="checkbox"/> Branch		
CANOPY SPREAD (FEET):			Exfoliating Bark:	<input checked="" type="checkbox"/> No <input type="checkbox"/> Yes	
PROPOSED ACTIONS			Water Pocket(s):	<input type="checkbox"/> No <input checked="" type="checkbox"/> Yes	
Monitor for Progress: <input checked="" type="checkbox"/> Yes <input type="checkbox"/> No			Mechanical Damage:	<input type="checkbox"/> Trunk <input checked="" type="checkbox"/> Branch	
Treat Infestations: <input type="checkbox"/> Yes <input type="checkbox"/> No				<input type="checkbox"/> None	
Remove Deadwood: <input type="checkbox"/> Yes <input type="checkbox"/> No			Canker/Galls:	<input type="checkbox"/> No <input checked="" type="checkbox"/> Yes	
Support Structure: <input type="checkbox"/> Yes <input type="checkbox"/> No			Fungus:	<input checked="" type="checkbox"/> No <input type="checkbox"/> Yes	
IMPACTS & MITIGATIONS			Vigor:	<input type="checkbox"/> Excellent <input checked="" type="checkbox"/> Average	
In Impacted Area: <input type="checkbox"/> Yes <input type="checkbox"/> No n/a				<input type="checkbox"/> Fair <input type="checkbox"/> Poor	
Proposed Land Use: n/a			Twig/ Branch Dieback:	<input type="checkbox"/> None <input checked="" type="checkbox"/> Minor	
Impacts: n/a				<input type="checkbox"/> Moderate <input type="checkbox"/> Extensive	
Mitigations: n/a			Leaf Size:	<input checked="" type="checkbox"/> Normal <input type="checkbox"/> Small	
			Heart Rot:	<input type="checkbox"/> No <input checked="" type="checkbox"/> Yes	
			Insects:	<input checked="" type="checkbox"/> Minor <input type="checkbox"/> Moderate	
				<input type="checkbox"/> Extensive <input type="checkbox"/> None	
			Exudations:	<input checked="" type="checkbox"/> No <input type="checkbox"/> Yes	

Comments & Notes: North canopy hangs over adjacent property.

¹³⁹ Health: A =Outstanding; B = Above Average; C = Average; D = Below Average; F = Dead

¹⁴⁰ Decurrent = Lacking Strong Central Leader. Excurrent = Strong Central Leader.

¹⁴¹ Aesthetic (compared to standard tree of same species) : A = nearly symmetrical, healthy tree – F = Dead

Trunk dbh must be 4" to be included – cumulative diameters. *Juglans nigra*; *Platanus racemosa*; *Umbellularia californica*; native *Quercus sp.* Except scrub oaks not protected.

Survey Date: 3/17/11

Tree Number: 47

GENERAL CHARACTERISTICS				
Species: <input type="checkbox"/> <i>Q. agrifolia</i> <input type="checkbox"/> <i>Q. lobata</i>			Health Rating ¹⁴² : <input type="checkbox"/> A <input type="checkbox"/> B <input type="checkbox"/> C <input checked="" type="checkbox"/> D <input type="checkbox"/> F	
<input type="checkbox"/> <i>Ca. Sycamore</i> <input type="checkbox"/> <i>Ca. Bay</i> <input checked="" type="checkbox"/> <i>Ca. Black Walnut</i>			Form: <input type="checkbox"/> symmetric <input type="checkbox"/> minor asymmetry	
Trunk Count: 1 Height (ft.): 15			<input type="checkbox"/> major asymmetry <input type="checkbox"/> stump sprout	
Trunk DBH (in.): 5.5			<input checked="" type="checkbox"/> stag-head	
Percent Canopy Cover: 20%			Crown Class ¹⁴³ : <input checked="" type="checkbox"/> Decurrent <input type="checkbox"/> Excurrent	
Existing Terrain: <input type="checkbox"/> Flat <input checked="" type="checkbox"/> Slope			Age Class: <input type="checkbox"/> immature <input type="checkbox"/> semi-mature	
Aesthetic Rating ¹⁴⁴ : <input type="checkbox"/> A <input type="checkbox"/> B <input type="checkbox"/> C <input checked="" type="checkbox"/> D <input type="checkbox"/> F			<input type="checkbox"/> mature <input checked="" type="checkbox"/> over-mature/senescent	
Overall Grade: <input type="checkbox"/> A <input type="checkbox"/> B <input type="checkbox"/> C <input checked="" type="checkbox"/> D <input type="checkbox"/> F			Heritage Tree: <input checked="" type="checkbox"/> No <input type="checkbox"/> Yes	
CANOPY CHARACTERISTICS			TREE HEALTH	
	Dripline Radius (Feet)	Canopy to Grade (Feet)	Wound Wood Development:	Excellent <input type="checkbox"/> Average <input type="checkbox"/> Poor <input checked="" type="checkbox"/> None <input type="checkbox"/>
N	0		Foliage Density:	<input type="checkbox"/> Normal <input checked="" type="checkbox"/> Sparse
NE			Weak crotches:	<input checked="" type="checkbox"/> No <input type="checkbox"/> Yes
E	0		Oak Pit Scale:	<input checked="" type="checkbox"/> No <input type="checkbox"/> Yes
SE			Mainstem dieback:	<input type="checkbox"/> No <input checked="" type="checkbox"/> Yes
S	0		Exposed Roots:	<input checked="" type="checkbox"/> No <input type="checkbox"/> Yes
SW			Epicormic growth:	<input type="checkbox"/> No <input checked="" type="checkbox"/> Yes
W	6		Shading Out:	<input checked="" type="checkbox"/> No <input type="checkbox"/> Yes
NW			Cavities: <input type="checkbox"/> None <input checked="" type="checkbox"/> Trunk <input checked="" type="checkbox"/> Branch	
CANOPY SPREAD (FEET):			Exfoliating Bark:	<input checked="" type="checkbox"/> No <input type="checkbox"/> Yes
PROPOSED ACTIONS			Water Pocket(s):	<input checked="" type="checkbox"/> No <input type="checkbox"/> Yes
Monitor for Progress: <input checked="" type="checkbox"/> Yes <input type="checkbox"/> No			Mechanical Damage:	<input type="checkbox"/> Trunk <input type="checkbox"/> Branch <input checked="" type="checkbox"/> None
Treat Infestations: <input type="checkbox"/> Yes <input type="checkbox"/> No			Canker/Galls:	<input type="checkbox"/> No <input checked="" type="checkbox"/> Yes
Remove Deadwood: <input type="checkbox"/> Yes <input type="checkbox"/> No			Fungus:	<input checked="" type="checkbox"/> No <input type="checkbox"/> Yes
Support Structure: <input type="checkbox"/> Yes <input type="checkbox"/> No			Vigor:	<input type="checkbox"/> Excellent <input type="checkbox"/> Average <input type="checkbox"/> Fair <input checked="" type="checkbox"/> Poor
IMPACTS & MITIGATIONS			Twig/ Branch Dieback:	<input type="checkbox"/> None <input type="checkbox"/> Minor <input type="checkbox"/> Moderate <input checked="" type="checkbox"/> Extensive
In Impacted Area: <input type="checkbox"/> Yes <input type="checkbox"/> No n/a			Leaf Size:	<input type="checkbox"/> Normal <input checked="" type="checkbox"/> Small
Proposed Land Use: n/a			Heart Rot:	<input type="checkbox"/> No <input checked="" type="checkbox"/> Yes
Impacts: n/a			Insects:	<input type="checkbox"/> Minor <input checked="" type="checkbox"/> Moderate <input type="checkbox"/> Extensive <input type="checkbox"/> None
Mitigations: n/a			Exudations:	<input checked="" type="checkbox"/> No <input type="checkbox"/> Yes

Comments & Notes: Sprouts at base

¹⁴² Health: A = Outstanding; B = Above Average; C = Average; D = Below Average; F = Dead

¹⁴³ Decurrent = Lacking Strong Central Leader. Excurrent = Strong Central Leader.

¹⁴⁴ Aesthetic (compared to standard tree of same species) : A = nearly symmetrical, healthy tree – F = Dead

Trunk dbh must be 4" to be included – cumulative diameters. *Juglans nigra*; *Platanus racemosa*; *Umbellularia californica*; native *Quercus sp.* Except scrub oaks not protected.

Survey Date: 3/17/11

Tree Number: 48

GENERAL CHARACTERISTICS				
Species: <input type="checkbox"/> <i>Q. agrifolia</i> <input type="checkbox"/> <i>Q. lobata</i>			Health Rating ¹⁴⁵ : <input type="checkbox"/> A <input type="checkbox"/> B <input type="checkbox"/> C <input checked="" type="checkbox"/> D <input type="checkbox"/> F	
<input type="checkbox"/> <i>Ca. Sycamore</i> <input type="checkbox"/> <i>Ca. Bay</i> <input checked="" type="checkbox"/> <i>Ca. Black Walnut</i>			Form: <input type="checkbox"/> symmetric <input type="checkbox"/> minor asymmetry	
Trunk Count: 2 Height (ft.): 16			<input checked="" type="checkbox"/> major asymmetry <input type="checkbox"/> stump sprout	
Trunk DBH (in.): 5, 4			<input type="checkbox"/> stag-head	
Percent Canopy Cover: 40%			Crown Class ¹⁴⁶ : <input checked="" type="checkbox"/> Decurrent <input type="checkbox"/> Excurrent	
Existing Terrain: <input type="checkbox"/> Flat <input checked="" type="checkbox"/> Slope			Age Class: <input type="checkbox"/> immature <input type="checkbox"/> semi-mature	
Aesthetic Rating ¹⁴⁷ : <input type="checkbox"/> A <input type="checkbox"/> B <input type="checkbox"/> C <input checked="" type="checkbox"/> D <input type="checkbox"/> F			<input type="checkbox"/> mature <input checked="" type="checkbox"/> over-mature/senescent	
Overall Grade: <input type="checkbox"/> A <input type="checkbox"/> B <input type="checkbox"/> C <input checked="" type="checkbox"/> D <input type="checkbox"/> F			Heritage Tree: <input checked="" type="checkbox"/> No <input type="checkbox"/> Yes	
CANOPY CHARACTERISTICS			TREE HEALTH	
	Dripline Radius (Feet)	Canopy to Grade (Feet)	Wound Wood Development:	Excellent <input type="checkbox"/> Average <input checked="" type="checkbox"/> Poor <input type="checkbox"/> None <input type="checkbox"/>
N	2		Foliage Density:	<input type="checkbox"/> Normal <input checked="" type="checkbox"/> Sparse
NE			Weak crotches:	<input checked="" type="checkbox"/> No <input type="checkbox"/> Yes
E	7		Oak Pit Scale:	<input checked="" type="checkbox"/> No <input type="checkbox"/> Yes
SE			Mainstem dieback:	<input type="checkbox"/> No <input checked="" type="checkbox"/> Yes
S	17		Exposed Roots:	<input checked="" type="checkbox"/> No <input type="checkbox"/> Yes
SW			Epicormic growth:	<input type="checkbox"/> No <input checked="" type="checkbox"/> Yes
W	6		Shading Out:	<input type="checkbox"/> No <input checked="" type="checkbox"/> Yes
NW			Cavities: <input type="checkbox"/> None <input checked="" type="checkbox"/> Trunk <input type="checkbox"/> Branch	
CANOPY SPREAD (FEET):			Exfoliating Bark:	<input checked="" type="checkbox"/> No <input type="checkbox"/> Yes
PROPOSED ACTIONS			Water Pocket(s):	<input checked="" type="checkbox"/> No <input type="checkbox"/> Yes
Monitor for Progress: <input checked="" type="checkbox"/> Yes <input type="checkbox"/> No			Mechanical Damage:	<input type="checkbox"/> Trunk <input type="checkbox"/> Branch <input checked="" type="checkbox"/> None
Treat Infestations: <input type="checkbox"/> Yes <input type="checkbox"/> No			Canker/Galls:	<input type="checkbox"/> No <input checked="" type="checkbox"/> Yes
Remove Deadwood: <input type="checkbox"/> Yes <input type="checkbox"/> No			Fungus:	<input checked="" type="checkbox"/> No <input type="checkbox"/> Yes
Support Structure: <input type="checkbox"/> Yes <input type="checkbox"/> No			Vigor:	<input type="checkbox"/> Excellent <input type="checkbox"/> Average <input type="checkbox"/> Fair <input type="checkbox"/> Poor
IMPACTS & MITIGATIONS			Twig/ Branch Dieback:	<input type="checkbox"/> None <input type="checkbox"/> Minor <input type="checkbox"/> Moderate <input checked="" type="checkbox"/> Extensive
In Impacted Area: <input type="checkbox"/> Yes <input type="checkbox"/> No n/a			Leaf Size:	<input checked="" type="checkbox"/> Normal <input type="checkbox"/> Small
Proposed Land Use: n/a			Heart Rot:	<input type="checkbox"/> No <input checked="" type="checkbox"/> Yes
Impacts: n/a			Insects:	<input type="checkbox"/> Minor <input checked="" type="checkbox"/> Moderate <input type="checkbox"/> Extensive <input type="checkbox"/> None
Mitigations: n/a			Exudations:	<input checked="" type="checkbox"/> No <input type="checkbox"/> Yes

Comments & Notes: sprouts at base

¹⁴⁵ Health: A = Outstanding; B = Above Average; C = Average; D = Below Average; F = Dead

¹⁴⁶ Decurrent = Lacking Strong Central Leader. Excurrent = Strong Central Leader.

¹⁴⁷ Aesthetic (compared to standard tree of same species) : A = nearly symmetrical, healthy tree – F = Dead

Trunk dbh must be 4" to be included – cumulative diameters. *Juglans nigra*; *Platanus racemosa*; *Umbellularia californica*; native *Quercus sp.* Except scrub oaks not protected.

TREE FIELD DATA WORKSHEET (City of L.A.)

LDC Project No. 10003-001

Survey Date: 3/17/11

Tree Number: 49

GENERAL CHARACTERISTICS				
Species: <input type="checkbox"/> <i>Q. agrifolia</i> <input type="checkbox"/> <i>Q. lobata</i>			Health Rating ¹⁴⁸ : <input type="checkbox"/> A <input type="checkbox"/> B <input type="checkbox"/> C <input checked="" type="checkbox"/> D <input type="checkbox"/> F	
<input type="checkbox"/> <i>Ca. Sycamore</i> <input type="checkbox"/> <i>Ca. Bay</i> <input checked="" type="checkbox"/> <i>Ca. Black Walnut</i>			Form: <input type="checkbox"/> symmetric <input checked="" type="checkbox"/> minor asymmetry	
Trunk Count: 4 Height (ft.): 18			<input type="checkbox"/> major asymmetry <input type="checkbox"/> stump sprout	
Trunk DBH (in.): 3, 4, 3, 3			<input type="checkbox"/> stag-head	
Percent Canopy Cover: 20%			Crown Class ¹⁴⁹ : <input checked="" type="checkbox"/> Decurrent <input type="checkbox"/> Excurrent	
Existing Terrain: <input type="checkbox"/> Flat <input checked="" type="checkbox"/> Slope			Age Class: <input type="checkbox"/> immature <input checked="" type="checkbox"/> semi-mature	
Aesthetic Rating ¹⁵⁰ : <input type="checkbox"/> A <input type="checkbox"/> B <input type="checkbox"/> C <input checked="" type="checkbox"/> D <input type="checkbox"/> F			<input type="checkbox"/> mature <input type="checkbox"/> over-mature/senescent	
Overall Grade: <input type="checkbox"/> A <input type="checkbox"/> B <input type="checkbox"/> C <input checked="" type="checkbox"/> D <input type="checkbox"/> F			Heritage Tree: <input checked="" type="checkbox"/> No <input type="checkbox"/> Yes	
CANOPY CHARACTERISTICS			TREE HEALTH	
	Dripline Radius (Feet)	Canopy to Grade (Feet)	Wound Wood Development:	Excellent <input type="checkbox"/> Average <input checked="" type="checkbox"/> Poor <input type="checkbox"/> None <input type="checkbox"/>
N	13		Foliage Density:	<input type="checkbox"/> Normal <input checked="" type="checkbox"/> Sparse
NE			Weak crotches:	<input checked="" type="checkbox"/> No <input type="checkbox"/> Yes
E	6		Oak Pit Scale:	<input checked="" type="checkbox"/> No <input type="checkbox"/> Yes
SE			Mainstem dieback:	<input checked="" type="checkbox"/> No <input type="checkbox"/> Yes
S	8		Exposed Roots:	<input checked="" type="checkbox"/> No <input type="checkbox"/> Yes
SW			Epicormic growth:	<input type="checkbox"/> No <input checked="" type="checkbox"/> Yes
W	12		Shading Out:	<input checked="" type="checkbox"/> No <input type="checkbox"/> Yes
NW			Cavities: <input checked="" type="checkbox"/> None <input type="checkbox"/> Trunk <input type="checkbox"/> Branch	
CANOPY SPREAD (FEET):			Exfoliating Bark:	<input checked="" type="checkbox"/> No <input type="checkbox"/> Yes
PROPOSED ACTIONS			Water Pocket(s):	<input checked="" type="checkbox"/> No <input type="checkbox"/> Yes
Monitor for Progress: <input checked="" type="checkbox"/> Yes <input type="checkbox"/> No			Mechanical Damage:	<input type="checkbox"/> Trunk <input type="checkbox"/> Branch <input checked="" type="checkbox"/> None
Treat Infestations: <input type="checkbox"/> Yes <input type="checkbox"/> No			Canker/Galls:	<input type="checkbox"/> No <input checked="" type="checkbox"/> Yes
Remove Deadwood: <input type="checkbox"/> Yes <input type="checkbox"/> No			Fungus:	<input checked="" type="checkbox"/> No <input type="checkbox"/> Yes
Support Structure: <input type="checkbox"/> Yes <input type="checkbox"/> No			Vigor:	<input type="checkbox"/> Excellent <input checked="" type="checkbox"/> Average <input type="checkbox"/> Fair <input type="checkbox"/> Poor
IMPACTS & MITIGATIONS			Twig/ Branch Dieback:	<input type="checkbox"/> None <input checked="" type="checkbox"/> Minor <input type="checkbox"/> Moderate <input type="checkbox"/> Extensive
In Impacted Area: <input type="checkbox"/> Yes <input type="checkbox"/> No n/a			Leaf Size:	<input checked="" type="checkbox"/> Normal <input type="checkbox"/> Small
Proposed Land Use: n/a			Heart Rot:	<input type="checkbox"/> No <input checked="" type="checkbox"/> Yes
Impacts: n/a			Insects:	<input checked="" type="checkbox"/> Minor <input type="checkbox"/> Moderate <input type="checkbox"/> Extensive <input type="checkbox"/> None
Mitigations: n/a			Exudations:	<input checked="" type="checkbox"/> No <input type="checkbox"/> Yes

Comments & Notes: Sprouts from base

¹⁴⁸ Health: A = Outstanding; B = Above Average; C = Average; D = Below Average; F = Dead

¹⁴⁹ Decurrent = Lacking Strong Central Leader. Excurrent = Strong Central Leader.

¹⁵⁰ Aesthetic (compared to standard tree of same species) : A = nearly symmetrical, healthy tree – F = Dead

Trunk dbh must be 4" to be included – cumulative diameters. *Juglans nigra*; *Platanus racemosa*; *Umbellularia californica*; native *Quercus sp.* Except scrub oaks not protected.

Survey Date: 3/17/11

Tree Number: 50

GENERAL CHARACTERISTICS				
Species: <input type="checkbox"/> <i>Q. agrifolia</i> <input type="checkbox"/> <i>Q. lobata</i>			Health Rating ¹⁵¹ : <input type="checkbox"/> A <input type="checkbox"/> B <input type="checkbox"/> C <input checked="" type="checkbox"/> D <input type="checkbox"/> F	
<input type="checkbox"/> <i>Ca. Sycamore</i> <input type="checkbox"/> <i>Ca. Bay</i> <input checked="" type="checkbox"/> <i>Ca. Black Walnut</i>			Form: <input type="checkbox"/> symmetric <input type="checkbox"/> minor asymmetry	
Trunk Count: 1 Height (ft.):			<input type="checkbox"/> major asymmetry <input checked="" type="checkbox"/> stump sprout	
Trunk DBH (in.): 5.5 (dead trunk)			<input type="checkbox"/> stag-head	
Percent Canopy Cover: N/A			Crown Class ¹⁵² : <input checked="" type="checkbox"/> Decurrent <input type="checkbox"/> Excurrent	
Existing Terrain: <input type="checkbox"/> Flat <input checked="" type="checkbox"/> Slope			Age Class: <input type="checkbox"/> immature <input type="checkbox"/> semi-mature	
Aesthetic Rating ¹⁵³ : <input type="checkbox"/> A <input type="checkbox"/> B <input type="checkbox"/> C <input checked="" type="checkbox"/> D <input type="checkbox"/> F			<input type="checkbox"/> mature <input checked="" type="checkbox"/> over-mature/senescent	
Overall Grade: <input type="checkbox"/> A <input type="checkbox"/> B <input type="checkbox"/> C <input checked="" type="checkbox"/> D <input type="checkbox"/> F			Heritage Tree: <input checked="" type="checkbox"/> No <input type="checkbox"/> Yes	
CANOPY CHARACTERISTICS			TREE HEALTH	
	Dripline Radius (Feet)	Canopy to Grade (Feet)	Wound Wood Development:	Excellent <input type="checkbox"/> Average <input type="checkbox"/> Poor <input type="checkbox"/> None <input type="checkbox"/>
N	N/A		Foliage Density:	<input type="checkbox"/> Normal <input type="checkbox"/> Sparse
NE			Weak crotches:	<input type="checkbox"/> No <input type="checkbox"/> Yes
E	N/A		Oak Pit Scale:	<input type="checkbox"/> No <input type="checkbox"/> Yes
SE			Mainstem dieback:	<input type="checkbox"/> No <input type="checkbox"/> Yes
S	N/A		Exposed Roots:	<input type="checkbox"/> No <input type="checkbox"/> Yes
SW			Epicormic growth:	<input type="checkbox"/> No <input type="checkbox"/> Yes
W	N/A		Shading Out:	<input type="checkbox"/> No <input type="checkbox"/> Yes
NW			Cavities: <input type="checkbox"/> None	<input type="checkbox"/> Trunk <input type="checkbox"/> Branch
CANOPY SPREAD (FEET):			Exfoliating Bark:	<input type="checkbox"/> No <input type="checkbox"/> Yes
PROPOSED ACTIONS			Water Pocket(s):	<input type="checkbox"/> No <input type="checkbox"/> Yes
Monitor for Progress: <input checked="" type="checkbox"/> Yes <input type="checkbox"/> No			Mechanical Damage:	<input type="checkbox"/> Trunk <input type="checkbox"/> Branch <input type="checkbox"/> None
Treat Infestations: <input type="checkbox"/> Yes <input type="checkbox"/> No			Canker/Galls:	<input type="checkbox"/> No <input type="checkbox"/> Yes
Remove Deadwood: <input type="checkbox"/> Yes <input type="checkbox"/> No			Fungus:	<input type="checkbox"/> No <input type="checkbox"/> Yes
Support Structure: <input type="checkbox"/> Yes <input type="checkbox"/> No			Vigor:	<input type="checkbox"/> Excellent <input type="checkbox"/> Average <input type="checkbox"/> Fair <input type="checkbox"/> Poor
IMPACTS & MITIGATIONS			Twig/ Branch Dieback:	<input type="checkbox"/> None <input type="checkbox"/> Minor <input type="checkbox"/> Moderate <input type="checkbox"/> Extensive
In Impacted Area: <input type="checkbox"/> Yes <input type="checkbox"/> No n/a			Leaf Size:	<input type="checkbox"/> Normal <input type="checkbox"/> Small
Proposed Land Use: n/a			Heart Rot:	<input type="checkbox"/> No <input type="checkbox"/> Yes
Impacts: n/a			Insects:	<input type="checkbox"/> Minor <input type="checkbox"/> Moderate <input type="checkbox"/> Extensive <input type="checkbox"/> None
Mitigations: n/a			Exudations:	<input type="checkbox"/> No <input type="checkbox"/> Yes

Comments & Notes: Stump sprout- 1 large sprout from base

¹⁵¹ Health: A =Outstanding; B = Above Average; C = Average; D = Below Average; F = Dead

¹⁵² Decurrent = Lacking Strong Central Leader. Excurrent = Strong Central Leader.

¹⁵³ Aesthetic (compared to standard tree of same species) : A = nearly symmetrical, healthy tree – F = Dead

Trunk dbh must be 4" to be included – cumulative diameters. *Juglans nigra*; *Platanus racemosa*; *Umbellularia californica*; native *Quercus sp.* Except scrub oaks not protected.

TREE FIELD DATA WORKSHEET (City of L.A.)

LDC Project No. 10003-001

Survey Date: 3/17/11

Tree Number: 51

GENERAL CHARACTERISTICS			TREE HEALTH		
Species: <input type="checkbox"/> <i>Q. agrifolia</i> <input type="checkbox"/> <i>Q. lobata</i>			Health Rating ¹⁵⁴ : <input type="checkbox"/> A <input type="checkbox"/> B <input type="checkbox"/> C <input checked="" type="checkbox"/> D <input type="checkbox"/> F		
<input type="checkbox"/> <i>Ca. Sycamore</i> <input type="checkbox"/> <i>Ca. Bay</i> <input checked="" type="checkbox"/> <i>Ca. Black Walnut</i>			Form: <input type="checkbox"/> symmetric <input type="checkbox"/> minor asymmetry		
Trunk Count: 2 Height (ft.): 24			<input checked="" type="checkbox"/> major asymmetry <input type="checkbox"/> stump sprout		
Trunk DBH (in.): 8, 6.5			<input type="checkbox"/> stag-head		
Percent Canopy Cover: 30%			Crown Class ¹⁵⁵ : <input checked="" type="checkbox"/> Decurrent <input type="checkbox"/> Excurrent		
Existing Terrain: <input type="checkbox"/> Flat <input checked="" type="checkbox"/> Slope			Age Class: <input type="checkbox"/> immature <input type="checkbox"/> semi-mature		
Aesthetic Rating ¹⁵⁶ : <input type="checkbox"/> A <input type="checkbox"/> B <input type="checkbox"/> C <input checked="" type="checkbox"/> D <input type="checkbox"/> F			<input type="checkbox"/> mature <input checked="" type="checkbox"/> over-mature/senescent		
Overall Grade: <input type="checkbox"/> A <input type="checkbox"/> B <input type="checkbox"/> C <input checked="" type="checkbox"/> D <input type="checkbox"/> F			Heritage Tree: <input checked="" type="checkbox"/> No <input type="checkbox"/> Yes		
CANOPY CHARACTERISTICS			TREE HEALTH		
	Dripline Radius (Feet)	Canopy to Grade (Feet)	Wound Wood Development:	Excellent <input type="checkbox"/> Average <input type="checkbox"/> Poor <input checked="" type="checkbox"/> None <input type="checkbox"/>	
N	6		Foliage Density:	<input type="checkbox"/> Normal <input checked="" type="checkbox"/> Sparse	
NE			Weak crotches:	<input checked="" type="checkbox"/> No <input type="checkbox"/> Yes	
E	23		Oak Pit Scale:	<input checked="" type="checkbox"/> No <input type="checkbox"/> Yes	
SE			Mainstem dieback:	<input type="checkbox"/> No <input checked="" type="checkbox"/> Yes	
S	0		Exposed Roots:	<input checked="" type="checkbox"/> No <input type="checkbox"/> Yes	
SW			Epicormic growth:	<input type="checkbox"/> No <input checked="" type="checkbox"/> Yes	
W	0		Shading Out:	<input checked="" type="checkbox"/> No <input type="checkbox"/> Yes	
NW			Cavities: <input type="checkbox"/> None <input checked="" type="checkbox"/> Trunk <input checked="" type="checkbox"/> Branch		
CANOPY SPREAD (FEET):			Exfoliating Bark:	<input checked="" type="checkbox"/> No <input type="checkbox"/> Yes	
PROPOSED ACTIONS			Water Pocket(s):	<input checked="" type="checkbox"/> No <input type="checkbox"/> Yes	
Monitor for Progress: <input checked="" type="checkbox"/> Yes <input type="checkbox"/> No			Mechanical Damage:	<input type="checkbox"/> Trunk <input type="checkbox"/> Branch <input checked="" type="checkbox"/> None	
Treat Infestations: <input type="checkbox"/> Yes <input type="checkbox"/> No			Canker/Galls:	<input type="checkbox"/> No <input checked="" type="checkbox"/> Yes	
Remove Deadwood: <input type="checkbox"/> Yes <input type="checkbox"/> No			Fungus:	<input checked="" type="checkbox"/> No <input type="checkbox"/> Yes	
Support Structure: <input type="checkbox"/> Yes <input type="checkbox"/> No			Vigor:	<input type="checkbox"/> Excellent <input type="checkbox"/> Average <input type="checkbox"/> Fair <input checked="" type="checkbox"/> Poor	
IMPACTS & MITIGATIONS			Twig/ Branch Dieback:	<input type="checkbox"/> None <input type="checkbox"/> Minor <input type="checkbox"/> Moderate <input checked="" type="checkbox"/> Extensive	
In Impacted Area: <input type="checkbox"/> Yes <input type="checkbox"/> No n/a			Leaf Size:	<input checked="" type="checkbox"/> Normal <input type="checkbox"/> Small	
Proposed Land Use: n/a			Heart Rot:	<input type="checkbox"/> No <input checked="" type="checkbox"/> Yes	
Impacts: n/a			Insects:	<input type="checkbox"/> Minor <input type="checkbox"/> Moderate <input checked="" type="checkbox"/> Extensive <input type="checkbox"/> None	
Mitigations: n/a			Exudations:	<input checked="" type="checkbox"/> No <input type="checkbox"/> Yes	

Comments & Notes: Canopy mostly sprouts- broken branches

¹⁵⁴ Health: A =Outstanding; B = Above Average; C = Average; D = Below Average; F = Dead

¹⁵⁵ Decurrent = Lacking Strong Central Leader. Excurrent = Strong Central Leader.

¹⁵⁶ Aesthetic (compared to standard tree of same species) : A = nearly symmetrical, healthy tree – F = Dead

Trunk dbh must be 4" to be included – cumulative diameters. *Juglans nigra*; *Platanus racemosa*; *Umbellularia californica*; native *Quercus sp.* Except scrub oaks not protected.

Survey Date: 3/17/11

Tree Number: 52

GENERAL CHARACTERISTICS				
Species: <input type="checkbox"/> <i>Q. agrifolia</i> <input type="checkbox"/> <i>Q. lobata</i>			Health Rating ¹⁵⁷ : <input type="checkbox"/> A <input type="checkbox"/> B <input type="checkbox"/> C <input checked="" type="checkbox"/> D <input type="checkbox"/> F	
<input type="checkbox"/> <i>Ca. Sycamore</i> <input type="checkbox"/> <i>Ca. Bay</i> <input checked="" type="checkbox"/> <i>Ca. Black Walnut</i>			Form: <input type="checkbox"/> symmetric <input checked="" type="checkbox"/> minor asymmetry	
Trunk Count: 2 Height (ft.): 29			<input type="checkbox"/> major asymmetry <input type="checkbox"/> stump sprout	
Trunk DBH (in.): 8.5, 6.5			<input type="checkbox"/> stag-head	
Percent Canopy Cover: 55%			Crown Class ¹⁵⁸ : <input checked="" type="checkbox"/> Decurrent <input type="checkbox"/> Excurrent	
Existing Terrain: <input type="checkbox"/> Flat <input checked="" type="checkbox"/> Slope			Age Class: <input type="checkbox"/> immature <input type="checkbox"/> semi-mature	
Aesthetic Rating ¹⁵⁹ : <input type="checkbox"/> A <input type="checkbox"/> B <input type="checkbox"/> C <input checked="" type="checkbox"/> D <input type="checkbox"/> F			<input type="checkbox"/> mature <input checked="" type="checkbox"/> over-mature/senescent	
Overall Grade: <input type="checkbox"/> A <input type="checkbox"/> B <input type="checkbox"/> C <input checked="" type="checkbox"/> D <input type="checkbox"/> F			Heritage Tree: <input checked="" type="checkbox"/> No <input type="checkbox"/> Yes	
CANOPY CHARACTERISTICS			TREE HEALTH	
	Dripline Radius (Feet)	Canopy to Grade (Feet)	Wound Wood Development:	Excellent <input type="checkbox"/> Average <input type="checkbox"/> Poor <input type="checkbox"/> None <input checked="" type="checkbox"/>
N	12		Foliage Density:	<input type="checkbox"/> Normal <input checked="" type="checkbox"/> Sparse
NE			Weak crotches:	<input checked="" type="checkbox"/> No <input type="checkbox"/> Yes
E	15		Oak Pit Scale:	<input checked="" type="checkbox"/> No <input type="checkbox"/> Yes
SE			Mainstem dieback:	<input type="checkbox"/> No <input checked="" type="checkbox"/> Yes
S	30		Exposed Roots:	<input checked="" type="checkbox"/> No <input type="checkbox"/> Yes
SW			Epicormic growth:	<input type="checkbox"/> No <input checked="" type="checkbox"/> Yes
W	25		Shading Out:	<input checked="" type="checkbox"/> No <input type="checkbox"/> Yes
NW			Cavities: <input type="checkbox"/> None <input checked="" type="checkbox"/> Trunk <input type="checkbox"/> Branch	
CANOPY SPREAD (FEET):			Exfoliating Bark:	<input checked="" type="checkbox"/> No <input type="checkbox"/> Yes
PROPOSED ACTIONS			Water Pocket(s):	<input checked="" type="checkbox"/> No <input type="checkbox"/> Yes
Monitor for Progress: <input checked="" type="checkbox"/> Yes <input type="checkbox"/> No			Mechanical Damage:	<input type="checkbox"/> Trunk <input type="checkbox"/> Branch <input checked="" type="checkbox"/> None
Treat Infestations: <input type="checkbox"/> Yes <input type="checkbox"/> No			Canker/Galls:	<input checked="" type="checkbox"/> No <input type="checkbox"/> Yes
Remove Deadwood: <input type="checkbox"/> Yes <input type="checkbox"/> No			Fungus:	<input checked="" type="checkbox"/> No <input type="checkbox"/> Yes
Support Structure: <input type="checkbox"/> Yes <input type="checkbox"/> No			Vigor:	<input type="checkbox"/> Excellent <input type="checkbox"/> Average <input checked="" type="checkbox"/> Fair <input type="checkbox"/> Poor
IMPACTS & MITIGATIONS			Twig/ Branch Dieback:	<input type="checkbox"/> None <input type="checkbox"/> Minor <input type="checkbox"/> Moderate <input checked="" type="checkbox"/> Extensive
In Impacted Area: <input type="checkbox"/> Yes <input type="checkbox"/> No n/a			Leaf Size:	<input checked="" type="checkbox"/> Normal <input type="checkbox"/> Small
Proposed Land Use: n/a			Heart Rot:	<input type="checkbox"/> No <input checked="" type="checkbox"/> Yes
Impacts: n/a			Insects:	<input type="checkbox"/> Minor <input checked="" type="checkbox"/> Moderate <input type="checkbox"/> Extensive <input type="checkbox"/> None
Mitigations: n/a			Exudations:	<input checked="" type="checkbox"/> No <input type="checkbox"/> Yes

Comments & Notes: 1 dead trunk and 1 broken stump with sprouts at 1.5'

¹⁵⁷ Health: A = Outstanding; B = Above Average; C = Average; D = Below Average; F = Dead

¹⁵⁸ Decurrent = Lacking Strong Central Leader. Excurrent = Strong Central Leader.

¹⁵⁹ Aesthetic (compared to standard tree of same species) : A = nearly symmetrical, healthy tree – F = Dead

Trunk dbh must be 4" to be included – cumulative diameters. *Juglans nigra*; *Platanus racemosa*; *Umbellularia californica*; native *Quercus sp.* Except scrub oaks not protected.

TREE FIELD DATA WORKSHEET (City of L.A.)

LDC Project No. 10003-001

Survey Date: 3/17/11

Tree Number: 53

GENERAL CHARACTERISTICS			TREE HEALTH		
Species: <input type="checkbox"/> <i>Q. agrifolia</i> <input type="checkbox"/> <i>Q. lobata</i>			Health Rating ¹⁶⁰ : <input type="checkbox"/> A <input type="checkbox"/> B <input type="checkbox"/> C <input checked="" type="checkbox"/> D <input type="checkbox"/> F		
<input type="checkbox"/> <i>Ca. Sycamore</i> <input type="checkbox"/> <i>Ca. Bay</i> <input checked="" type="checkbox"/> <i>Ca. Black Walnut</i>			Form: <input type="checkbox"/> symmetric <input type="checkbox"/> minor asymmetry		
Trunk Count: 2 Height (ft.): 22			<input checked="" type="checkbox"/> major asymmetry <input type="checkbox"/> stump sprout		
Trunk DBH (in.): 7.5, 7			<input type="checkbox"/> stag-head		
Percent Canopy Cover: 45%			Crown Class ¹⁶¹ : <input checked="" type="checkbox"/> Decurrent <input type="checkbox"/> Excurrent		
Existing Terrain: <input type="checkbox"/> Flat <input checked="" type="checkbox"/> Slope			Age Class: <input type="checkbox"/> immature <input type="checkbox"/> semi-mature		
Aesthetic Rating ¹⁶² : <input type="checkbox"/> A <input type="checkbox"/> B <input type="checkbox"/> C <input checked="" type="checkbox"/> D <input type="checkbox"/> F			<input type="checkbox"/> mature <input checked="" type="checkbox"/> over-mature/senescent		
Overall Grade: <input type="checkbox"/> A <input type="checkbox"/> B <input type="checkbox"/> C <input checked="" type="checkbox"/> D <input type="checkbox"/> F			Heritage Tree: <input checked="" type="checkbox"/> No <input type="checkbox"/> Yes		
CANOPY CHARACTERISTICS			TREE HEALTH		
	Dripline Radius (Feet)	Canopy to Grade (Feet)	Wound Wood Development:	Excellent <input type="checkbox"/> Average <input type="checkbox"/> Poor <input checked="" type="checkbox"/> None <input type="checkbox"/>	
N	0		Foliage Density:	<input checked="" type="checkbox"/> Normal <input type="checkbox"/> Sparse	
NE			Weak crotches:	<input type="checkbox"/> No <input checked="" type="checkbox"/> Yes	
E	4		Oak Pit Scale:	<input checked="" type="checkbox"/> No <input type="checkbox"/> Yes	
SE			Mainstem dieback:	<input type="checkbox"/> No <input checked="" type="checkbox"/> Yes	
S	27		Exposed Roots:	<input checked="" type="checkbox"/> No <input type="checkbox"/> Yes	
SW			Epicormic growth:	<input type="checkbox"/> No <input checked="" type="checkbox"/> Yes	
W	23		Shading Out:	<input type="checkbox"/> No <input checked="" type="checkbox"/> Yes	
NW			Cavities: <input type="checkbox"/> None <input checked="" type="checkbox"/> Trunk <input type="checkbox"/> Branch		
CANOPY SPREAD (FEET):			Exfoliating Bark:	<input checked="" type="checkbox"/> No <input type="checkbox"/> Yes	
PROPOSED ACTIONS			Water Pocket(s):	<input type="checkbox"/> No <input checked="" type="checkbox"/> Yes	
Monitor for Progress: <input checked="" type="checkbox"/> Yes <input type="checkbox"/> No			Mechanical Damage:	<input type="checkbox"/> Trunk <input type="checkbox"/> Branch <input checked="" type="checkbox"/> None	
Treat Infestations: <input type="checkbox"/> Yes <input type="checkbox"/> No			Canker/Galls:	<input type="checkbox"/> No <input checked="" type="checkbox"/> Yes	
Remove Deadwood: <input type="checkbox"/> Yes <input type="checkbox"/> No			Fungus:	<input checked="" type="checkbox"/> No <input type="checkbox"/> Yes	
Support Structure: <input type="checkbox"/> Yes <input type="checkbox"/> No			Vigor:	<input type="checkbox"/> Excellent <input type="checkbox"/> Average <input checked="" type="checkbox"/> Fair <input type="checkbox"/> Poor	
IMPACTS & MITIGATIONS			Twig/ Branch Dieback:	<input type="checkbox"/> None <input type="checkbox"/> Minor <input checked="" type="checkbox"/> Moderate <input type="checkbox"/> Extensive	
In Impacted Area: <input type="checkbox"/> Yes <input type="checkbox"/> No n/a			Leaf Size:	<input checked="" type="checkbox"/> Normal <input type="checkbox"/> Small	
Proposed Land Use: n/a			Heart Rot:	<input type="checkbox"/> No <input checked="" type="checkbox"/> Yes	
Impacts: n/a			Insects:	<input type="checkbox"/> Minor <input checked="" type="checkbox"/> Moderate <input type="checkbox"/> Extensive <input type="checkbox"/> None	
Mitigations: n/a			Exudations:	<input checked="" type="checkbox"/> No <input type="checkbox"/> Yes	

Comments & Notes:

¹⁶⁰ Health: A = Outstanding; B = Above Average; C = Average; D = Below Average; F = Dead

¹⁶¹ Decurrent = Lacking Strong Central Leader. Excurrent = Strong Central Leader.

¹⁶² Aesthetic (compared to standard tree of same species) : A = nearly symmetrical, healthy tree – F = Dead

Trunk dbh must be 4" to be included – cumulative diameters. *Juglans nigra*; *Platanus racemosa*; *Umbellularia californica*; native *Quercus sp.* Except scrub oaks not protected.

Survey Date: 3/17/11

Tree Number: 54

GENERAL CHARACTERISTICS				
Species: <input type="checkbox"/> <i>Q. agrifolia</i> <input type="checkbox"/> <i>Q. lobata</i>			Health Rating ¹⁶³ : <input type="checkbox"/> A <input type="checkbox"/> B <input type="checkbox"/> C <input checked="" type="checkbox"/> D <input type="checkbox"/> F	
<input type="checkbox"/> <i>Ca. Sycamore</i> <input type="checkbox"/> <i>Ca. Bay</i> <input checked="" type="checkbox"/> <i>Ca. Black Walnut</i>			Form: <input type="checkbox"/> symmetric <input type="checkbox"/> minor asymmetry	
Trunk Count: 1 Height (ft.): 20			<input checked="" type="checkbox"/> major asymmetry <input type="checkbox"/> stump sprout	
Trunk DBH (in.): 7			<input type="checkbox"/> stag-head	
Percent Canopy Cover: 70%			Crown Class ¹⁶⁴ : <input checked="" type="checkbox"/> Decurrent <input type="checkbox"/> Excurrent	
Existing Terrain: <input type="checkbox"/> Flat <input checked="" type="checkbox"/> Slope			Age Class: <input type="checkbox"/> immature <input type="checkbox"/> semi-mature	
Aesthetic Rating ¹⁶⁵ : <input type="checkbox"/> A <input type="checkbox"/> B <input type="checkbox"/> C <input checked="" type="checkbox"/> D <input type="checkbox"/> F			<input type="checkbox"/> mature <input checked="" type="checkbox"/> over-mature/senescent	
Overall Grade: <input type="checkbox"/> A <input type="checkbox"/> B <input type="checkbox"/> C <input checked="" type="checkbox"/> D <input type="checkbox"/> F			Heritage Tree: <input checked="" type="checkbox"/> No <input type="checkbox"/> Yes	
CANOPY CHARACTERISTICS			TREE HEALTH	
	Dripline Radius (Feet)	Canopy to Grade (Feet)	Wound Wood Development:	Excellent <input type="checkbox"/> Average <input checked="" type="checkbox"/> Poor <input type="checkbox"/> None <input type="checkbox"/>
N	0		Foliage Density:	<input checked="" type="checkbox"/> Normal <input type="checkbox"/> Sparse
NE			Weak crotches:	<input checked="" type="checkbox"/> No <input type="checkbox"/> Yes
E	0		Oak Pit Scale:	<input checked="" type="checkbox"/> No <input type="checkbox"/> Yes
SE			Mainstem dieback:	<input checked="" type="checkbox"/> No <input type="checkbox"/> Yes
S	31		Exposed Roots:	<input checked="" type="checkbox"/> No <input type="checkbox"/> Yes
SW			Epicormic growth:	<input type="checkbox"/> No <input checked="" type="checkbox"/> Yes
W	0		Shading Out:	<input type="checkbox"/> No <input checked="" type="checkbox"/> Yes
NW			Cavities: <input type="checkbox"/> None <input checked="" type="checkbox"/> Trunk <input type="checkbox"/> Branch	
CANOPY SPREAD (FEET):			Exfoliating Bark:	<input checked="" type="checkbox"/> No <input type="checkbox"/> Yes
PROPOSED ACTIONS			Water Pocket(s):	<input checked="" type="checkbox"/> No <input type="checkbox"/> Yes
Monitor for Progress: <input checked="" type="checkbox"/> Yes <input type="checkbox"/> No			Mechanical Damage:	<input type="checkbox"/> Trunk <input type="checkbox"/> Branch <input checked="" type="checkbox"/> None
Treat Infestations: <input type="checkbox"/> Yes <input type="checkbox"/> No			Canker/Galls:	<input type="checkbox"/> No <input checked="" type="checkbox"/> Yes
Remove Deadwood: <input type="checkbox"/> Yes <input type="checkbox"/> No			Fungus:	<input checked="" type="checkbox"/> No <input type="checkbox"/> Yes
Support Structure: <input type="checkbox"/> Yes <input type="checkbox"/> No			Vigor:	<input type="checkbox"/> Excellent <input checked="" type="checkbox"/> Average <input type="checkbox"/> Fair <input type="checkbox"/> Poor
IMPACTS & MITIGATIONS			Twig/ Branch Dieback:	<input type="checkbox"/> None <input checked="" type="checkbox"/> Minor <input type="checkbox"/> Moderate <input type="checkbox"/> Extensive
In Impacted Area: <input type="checkbox"/> Yes <input type="checkbox"/> No n/a			Leaf Size:	<input checked="" type="checkbox"/> Normal <input type="checkbox"/> Small
Proposed Land Use: n/a			Heart Rot:	<input type="checkbox"/> No <input checked="" type="checkbox"/> Yes
Impacts: n/a			Insects:	<input type="checkbox"/> Minor <input checked="" type="checkbox"/> Moderate <input type="checkbox"/> Extensive <input type="checkbox"/> None
Mitigations: n/a			Exudations:	<input checked="" type="checkbox"/> No <input type="checkbox"/> Yes

Comments & Notes: Leaning south

¹⁶³ Health: A = Outstanding; B = Above Average; C = Average; D = Below Average; F = Dead

¹⁶⁴ Decurrent = Lacking Strong Central Leader. Excurrent = Strong Central Leader.

¹⁶⁵ Aesthetic (compared to standard tree of same species) : A = nearly symmetrical, healthy tree – F = Dead

Trunk dbh must be 4" to be included – cumulative diameters. *Juglans nigra*; *Platanus racemosa*; *Umbellularia californica*; native *Quercus sp.* Except scrub oaks not protected.

TREE FIELD DATA WORKSHEET (City of L.A.)

LDC Project No. 10003-001

Survey Date: 3/17/11

Tree Number: 55

GENERAL CHARACTERISTICS				
Species: <input type="checkbox"/> <i>Q. agrifolia</i> <input type="checkbox"/> <i>Q. lobata</i>			Health Rating ¹⁶⁶ : <input type="checkbox"/> A <input type="checkbox"/> B <input type="checkbox"/> C <input checked="" type="checkbox"/> D <input type="checkbox"/> F	
<input type="checkbox"/> <i>Ca. Sycamore</i> <input type="checkbox"/> <i>Ca. Bay</i> <input checked="" type="checkbox"/> <i>Ca. Black Walnut</i>			Form: <input type="checkbox"/> symmetric <input type="checkbox"/> minor asymmetry	
Trunk Count: 1 Height (ft.): 15			<input checked="" type="checkbox"/> major asymmetry <input type="checkbox"/> stump sprout	
Trunk DBH (in.): 4			<input type="checkbox"/> stag-head	
Percent Canopy Cover: 60%			Crown Class ¹⁶⁷ : <input checked="" type="checkbox"/> Decurrent <input type="checkbox"/> Excurrent	
Existing Terrain: <input type="checkbox"/> Flat <input checked="" type="checkbox"/> Slope			Age Class: <input type="checkbox"/> immature <input checked="" type="checkbox"/> semi-mature	
Aesthetic Rating ¹⁶⁸ : <input type="checkbox"/> A <input type="checkbox"/> B <input type="checkbox"/> C <input checked="" type="checkbox"/> D <input type="checkbox"/> F			<input type="checkbox"/> mature <input type="checkbox"/> over-mature/senescent	
Overall Grade: <input type="checkbox"/> A <input type="checkbox"/> B <input type="checkbox"/> C <input checked="" type="checkbox"/> D <input type="checkbox"/> F			Heritage Tree: <input checked="" type="checkbox"/> No <input type="checkbox"/> Yes	
CANOPY CHARACTERISTICS			TREE HEALTH	
	Dripline Radius (Feet)	Canopy to Grade (Feet)	Wound Wood Development:	Excellent <input type="checkbox"/> Average <input checked="" type="checkbox"/> Poor <input type="checkbox"/> None <input type="checkbox"/>
N	3		Foliage Density:	<input type="checkbox"/> Normal <input checked="" type="checkbox"/> Sparse
NE			Weak crotches:	<input checked="" type="checkbox"/> No <input type="checkbox"/> Yes
E	7		Oak Pit Scale:	<input checked="" type="checkbox"/> No <input type="checkbox"/> Yes
SE			Mainstem dieback:	<input type="checkbox"/> No <input checked="" type="checkbox"/> Yes
S	7		Exposed Roots:	<input checked="" type="checkbox"/> No <input type="checkbox"/> Yes
SW			Epicormic growth:	<input type="checkbox"/> No <input checked="" type="checkbox"/> Yes
W	23		Shading Out:	<input checked="" type="checkbox"/> No <input type="checkbox"/> Yes
NW			Cavities: <input type="checkbox"/> None <input checked="" type="checkbox"/> Trunk <input type="checkbox"/> Branch	
CANOPY SPREAD (FEET):			Exfoliating Bark:	<input checked="" type="checkbox"/> No <input type="checkbox"/> Yes
PROPOSED ACTIONS			Water Pocket(s):	<input checked="" type="checkbox"/> No <input type="checkbox"/> Yes
Monitor for Progress: <input checked="" type="checkbox"/> Yes <input type="checkbox"/> No			Mechanical Damage:	<input type="checkbox"/> Trunk <input type="checkbox"/> Branch <input checked="" type="checkbox"/> None
Treat Infestations: <input type="checkbox"/> Yes <input type="checkbox"/> No			Canker/Galls:	<input type="checkbox"/> No <input checked="" type="checkbox"/> Yes
Remove Deadwood: <input type="checkbox"/> Yes <input type="checkbox"/> No			Fungus:	<input checked="" type="checkbox"/> No <input type="checkbox"/> Yes
Support Structure: <input type="checkbox"/> Yes <input type="checkbox"/> No			Vigor:	<input type="checkbox"/> Excellent <input checked="" type="checkbox"/> Average <input type="checkbox"/> Fair <input type="checkbox"/> Poor
IMPACTS & MITIGATIONS			Twig/ Branch Dieback:	<input type="checkbox"/> None <input checked="" type="checkbox"/> Minor <input type="checkbox"/> Moderate <input type="checkbox"/> Extensive
In Impacted Area: <input type="checkbox"/> Yes <input type="checkbox"/> No n/a			Leaf Size:	<input checked="" type="checkbox"/> Normal <input type="checkbox"/> Small
Proposed Land Use: n/a			Heart Rot:	<input type="checkbox"/> No <input checked="" type="checkbox"/> Yes
Impacts: n/a			Insects:	<input checked="" type="checkbox"/> Minor <input type="checkbox"/> Moderate <input type="checkbox"/> Extensive <input type="checkbox"/> None
Mitigations: n/a			Exudations:	<input checked="" type="checkbox"/> No <input type="checkbox"/> Yes

Comments & Notes:

¹⁶⁶ Health: A =Outstanding; B = Above Average; C = Average; D = Below Average; F = Dead

¹⁶⁷ Decurrent = Lacking Strong Central Leader. Excurrent = Strong Central Leader.

¹⁶⁸ Aesthetic (compared to standard tree of same species) : A = nearly symmetrical, healthy tree – F = Dead

Trunk dbh must be 4" to be included – cumulative diameters. *Juglans nigra*; *Platanus racemosa*; *Umbellularia californica*; native *Quercus sp.* Except scrub oaks not protected.

Survey Date: 3/17/11

Tree Number: 56

GENERAL CHARACTERISTICS				
Species: <input type="checkbox"/> <i>Q. agrifolia</i> <input type="checkbox"/> <i>Q. lobata</i>			Health Rating ¹⁶⁹ : <input type="checkbox"/> A <input type="checkbox"/> B <input type="checkbox"/> C <input checked="" type="checkbox"/> D <input type="checkbox"/> F	
<input type="checkbox"/> <i>Ca. Sycamore</i> <input type="checkbox"/> <i>Ca. Bay</i> <input checked="" type="checkbox"/> <i>Ca. Black Walnut</i>			Form: <input type="checkbox"/> symmetric <input checked="" type="checkbox"/> minor asymmetry	
Trunk Count: 2 Height (ft.): 15			<input type="checkbox"/> major asymmetry <input type="checkbox"/> stump sprout	
Trunk DBH (in.): 6, 2			<input type="checkbox"/> stag-head	
Percent Canopy Cover: 65%			Crown Class ¹⁷⁰ : <input checked="" type="checkbox"/> Decurrent <input type="checkbox"/> Excurrent	
Existing Terrain: <input type="checkbox"/> Flat <input checked="" type="checkbox"/> Slope			Age Class: <input type="checkbox"/> immature <input type="checkbox"/> semi-mature	
Aesthetic Rating ¹⁷¹ : <input type="checkbox"/> A <input type="checkbox"/> B <input checked="" type="checkbox"/> C <input type="checkbox"/> D <input type="checkbox"/> F			<input checked="" type="checkbox"/> mature <input type="checkbox"/> over-mature/senescent	
Overall Grade: <input type="checkbox"/> A <input type="checkbox"/> B <input type="checkbox"/> C <input checked="" type="checkbox"/> D <input type="checkbox"/> F			Heritage Tree: <input checked="" type="checkbox"/> No <input type="checkbox"/> Yes	
CANOPY CHARACTERISTICS			TREE HEALTH	
	Dripline Radius (Feet)	Canopy to Grade (Feet)	Wound Wood Development:	Excellent <input type="checkbox"/> Average <input checked="" type="checkbox"/> Poor <input type="checkbox"/> None <input type="checkbox"/>
N	8		Foliage Density:	<input type="checkbox"/> Normal <input checked="" type="checkbox"/> Sparse
NE			Weak crotches:	<input checked="" type="checkbox"/> No <input type="checkbox"/> Yes
E	9		Oak Pit Scale:	<input checked="" type="checkbox"/> No <input type="checkbox"/> Yes
SE			Mainstem dieback:	<input type="checkbox"/> No <input checked="" type="checkbox"/> Yes
S	19		Exposed Roots:	<input checked="" type="checkbox"/> No <input type="checkbox"/> Yes
SW			Epicormic growth:	<input type="checkbox"/> No <input checked="" type="checkbox"/> Yes
W	12		Shading Out:	<input checked="" type="checkbox"/> No <input type="checkbox"/> Yes
NW			Cavities: <input type="checkbox"/> None <input checked="" type="checkbox"/> Trunk <input type="checkbox"/> Branch	
CANOPY SPREAD (FEET):			Exfoliating Bark:	<input checked="" type="checkbox"/> No <input type="checkbox"/> Yes
PROPOSED ACTIONS			Water Pocket(s):	<input checked="" type="checkbox"/> No <input type="checkbox"/> Yes
Monitor for Progress: <input checked="" type="checkbox"/> Yes <input type="checkbox"/> No			Mechanical Damage:	<input type="checkbox"/> Trunk <input type="checkbox"/> Branch <input checked="" type="checkbox"/> None
Treat Infestations: <input type="checkbox"/> Yes <input type="checkbox"/> No			Canker/Galls:	<input type="checkbox"/> No <input checked="" type="checkbox"/> Yes
Remove Deadwood: <input type="checkbox"/> Yes <input type="checkbox"/> No			Fungus:	<input checked="" type="checkbox"/> No <input type="checkbox"/> Yes
Support Structure: <input type="checkbox"/> Yes <input type="checkbox"/> No			Vigor:	<input type="checkbox"/> Excellent <input type="checkbox"/> Average <input checked="" type="checkbox"/> Fair <input type="checkbox"/> Poor
IMPACTS & MITIGATIONS			Twig/ Branch Dieback:	<input type="checkbox"/> None <input type="checkbox"/> Minor <input checked="" type="checkbox"/> Moderate <input type="checkbox"/> Extensive
In Impacted Area: <input type="checkbox"/> Yes <input type="checkbox"/> No n/a			Leaf Size:	<input checked="" type="checkbox"/> Normal <input type="checkbox"/> Small
Proposed Land Use: n/a			Heart Rot:	<input type="checkbox"/> No <input checked="" type="checkbox"/> Yes
Impacts: n/a			Insects:	<input type="checkbox"/> Minor <input checked="" type="checkbox"/> Moderate <input type="checkbox"/> Extensive <input type="checkbox"/> None
Mitigations: n/a			Exudations:	<input checked="" type="checkbox"/> No <input type="checkbox"/> Yes

Comments & Notes:

¹⁶⁹ Health: A = Outstanding; B = Above Average; C = Average; D = Below Average; F = Dead

¹⁷⁰ Decurrent = Lacking Strong Central Leader. Excurrent = Strong Central Leader.

¹⁷¹ Aesthetic (compared to standard tree of same species) : A = nearly symmetrical, healthy tree – F = Dead

Trunk dbh must be 4" to be included – cumulative diameters. *Juglans nigra*; *Platanus racemosa*; *Umbellularia californica*; native *Quercus sp.* Except scrub oaks not protected.

TREE FIELD DATA WORKSHEET (City of L.A.)

LDC Project No. 10003-001

Survey Date: 3/17/11

Tree Number: 57

GENERAL CHARACTERISTICS				
Species: <input type="checkbox"/> <i>Q. agrifolia</i> <input type="checkbox"/> <i>Q. lobata</i>			Health Rating ¹⁷² : <input type="checkbox"/> A <input type="checkbox"/> B <input type="checkbox"/> C <input checked="" type="checkbox"/> D <input type="checkbox"/> F	
<input type="checkbox"/> <i>Ca. Sycamore</i> <input type="checkbox"/> <i>Ca. Bay</i> <input checked="" type="checkbox"/> <i>Ca. Black Walnut</i>			Form: <input type="checkbox"/> symmetric <input type="checkbox"/> minor asymmetry	
Trunk Count: 1 Height (ft.): 16			<input checked="" type="checkbox"/> major asymmetry <input type="checkbox"/> stump sprout	
Trunk DBH (in.): 8- measure at 4'			<input type="checkbox"/> stag-head	
Percent Canopy Cover: 70%			Crown Class ¹⁷³ : <input checked="" type="checkbox"/> Decurrent <input type="checkbox"/> Excurrent	
Existing Terrain: <input type="checkbox"/> Flat <input checked="" type="checkbox"/> Slope			Age Class: <input type="checkbox"/> immature <input checked="" type="checkbox"/> semi-mature	
Aesthetic Rating ¹⁷⁴ : <input type="checkbox"/> A <input type="checkbox"/> B <input type="checkbox"/> C <input checked="" type="checkbox"/> D <input type="checkbox"/> F			<input type="checkbox"/> mature <input type="checkbox"/> over-mature/senescent	
Overall Grade: <input type="checkbox"/> A <input type="checkbox"/> B <input type="checkbox"/> C <input checked="" type="checkbox"/> D <input type="checkbox"/> F			Heritage Tree: <input checked="" type="checkbox"/> No <input type="checkbox"/> Yes	
CANOPY CHARACTERISTICS			TREE HEALTH	
	Dripline Radius (Feet)	Canopy to Grade (Feet)	Wound Wood Development:	Excellent <input type="checkbox"/> Average <input checked="" type="checkbox"/> Poor <input type="checkbox"/> None <input type="checkbox"/>
N	0		Foliage Density:	<input checked="" type="checkbox"/> Normal <input type="checkbox"/> Sparse
NE			Weak crotches:	<input checked="" type="checkbox"/> No <input type="checkbox"/> Yes
E	0		Oak Pit Scale:	<input checked="" type="checkbox"/> No <input type="checkbox"/> Yes
SE			Mainstem dieback:	<input type="checkbox"/> No <input checked="" type="checkbox"/> Yes
S	0		Exposed Roots:	<input checked="" type="checkbox"/> No <input type="checkbox"/> Yes
SW			Epicormic growth:	<input type="checkbox"/> No <input checked="" type="checkbox"/> Yes
W	29		Shading Out:	<input checked="" type="checkbox"/> No <input type="checkbox"/> Yes
NW			Cavities: <input type="checkbox"/> None	<input checked="" type="checkbox"/> Trunk <input checked="" type="checkbox"/> Branch
CANOPY SPREAD (FEET):			Exfoliating Bark:	<input checked="" type="checkbox"/> No <input type="checkbox"/> Yes
PROPOSED ACTIONS			Water Pocket(s):	<input checked="" type="checkbox"/> No <input type="checkbox"/> Yes
Monitor for Progress: <input checked="" type="checkbox"/> Yes <input type="checkbox"/> No			Mechanical Damage:	<input type="checkbox"/> Trunk <input type="checkbox"/> Branch <input checked="" type="checkbox"/> None
Treat Infestations: <input type="checkbox"/> Yes <input type="checkbox"/> No			Canker/Galls:	<input type="checkbox"/> No <input checked="" type="checkbox"/> Yes
Remove Deadwood: <input type="checkbox"/> Yes <input type="checkbox"/> No			Fungus:	<input checked="" type="checkbox"/> No <input type="checkbox"/> Yes
Support Structure: <input type="checkbox"/> Yes <input type="checkbox"/> No			Vigor:	<input type="checkbox"/> Excellent <input type="checkbox"/> Average <input checked="" type="checkbox"/> Fair <input type="checkbox"/> Poor
IMPACTS & MITIGATIONS			Twig/ Branch Dieback:	<input type="checkbox"/> None <input type="checkbox"/> Minor <input checked="" type="checkbox"/> Moderate <input type="checkbox"/> Extensive
In Impacted Area: <input type="checkbox"/> Yes <input type="checkbox"/> No n/a			Leaf Size:	<input checked="" type="checkbox"/> Normal <input type="checkbox"/> Small
Proposed Land Use: n/a			Heart Rot:	<input type="checkbox"/> No <input checked="" type="checkbox"/> Yes
Impacts: n/a			Insects:	<input type="checkbox"/> Minor <input checked="" type="checkbox"/> Moderate <input type="checkbox"/> Extensive <input type="checkbox"/> None
Mitigations: n/a			Exudations:	<input checked="" type="checkbox"/> No <input type="checkbox"/> Yes

Comments & Notes: Leaning northwest

¹⁷² Health: A =Outstanding; B = Above Average; C = Average; D = Below Average; F = Dead

¹⁷³ Decurrent = Lacking Strong Central Leader. Excurrent = Strong Central Leader.

¹⁷⁴ Aesthetic (compared to standard tree of same species) : A = nearly symmetrical, healthy tree – F = Dead

Trunk dbh must be 4" to be included – cumulative diameters. *Juglans nigra*; *Platanus racemosa*; *Umbellularia californica*; native *Quercus sp.* Except scrub oaks not protected.

Survey Date: 3/17/11

Tree Number: 58

GENERAL CHARACTERISTICS				
Species: <input checked="" type="checkbox"/> <i>Q. agrifolia</i> <input type="checkbox"/> <i>Q. lobata</i>			Health Rating ¹⁷⁵ : <input type="checkbox"/> A <input checked="" type="checkbox"/> B <input type="checkbox"/> C <input type="checkbox"/> D <input type="checkbox"/> F	
<input type="checkbox"/> <i>Ca. Sycamore</i> <input type="checkbox"/> <i>Ca. Bay</i> <input type="checkbox"/> <i>Ca. Black Walnut</i>			Form: <input type="checkbox"/> symmetric <input checked="" type="checkbox"/> minor asymmetry	
Trunk Count: 1 Height (ft.): 28			<input type="checkbox"/> major asymmetry <input type="checkbox"/> stump sprout	
Trunk DBH (in.): 12			<input type="checkbox"/> stag-head	
Percent Canopy Cover: 85%			Crown Class ¹⁷⁶ : <input type="checkbox"/> Decurrent <input checked="" type="checkbox"/> Excurrent	
Existing Terrain: <input type="checkbox"/> Flat <input checked="" type="checkbox"/> Slope			Age Class: <input type="checkbox"/> immature <input type="checkbox"/> semi-mature	
Aesthetic Rating ¹⁷⁷ : <input type="checkbox"/> A <input checked="" type="checkbox"/> B <input type="checkbox"/> C <input type="checkbox"/> D <input type="checkbox"/> F			<input checked="" type="checkbox"/> mature <input type="checkbox"/> over-mature/senescent	
Overall Grade: <input type="checkbox"/> A <input checked="" type="checkbox"/> B <input type="checkbox"/> C <input type="checkbox"/> D <input type="checkbox"/> F			Heritage Tree: <input checked="" type="checkbox"/> No <input type="checkbox"/> Yes	
CANOPY CHARACTERISTICS			TREE HEALTH	
	Dripline Radius (Feet)	Canopy to Grade (Feet)	Wound Wood Development:	Excellent <input type="checkbox"/> Average <input checked="" type="checkbox"/> Poor <input type="checkbox"/> None <input type="checkbox"/>
N	4		Foliage Density:	<input checked="" type="checkbox"/> Normal <input type="checkbox"/> Sparse
NE			Weak crotches:	<input type="checkbox"/> No <input checked="" type="checkbox"/> Yes
E	15		Oak Pit Scale:	<input checked="" type="checkbox"/> No <input type="checkbox"/> Yes
SE			Mainstem dieback:	<input checked="" type="checkbox"/> No <input type="checkbox"/> Yes
S	17		Exposed Roots:	<input checked="" type="checkbox"/> No <input type="checkbox"/> Yes
SW			Epicormic growth:	<input checked="" type="checkbox"/> No <input type="checkbox"/> Yes
W	7		Shading Out:	<input checked="" type="checkbox"/> No <input type="checkbox"/> Yes
NW			Cavities: <input checked="" type="checkbox"/> None	<input type="checkbox"/> Trunk <input type="checkbox"/> Branch
CANOPY SPREAD (FEET):			Exfoliating Bark:	<input checked="" type="checkbox"/> No <input type="checkbox"/> Yes
PROPOSED ACTIONS			Water Pocket(s):	<input checked="" type="checkbox"/> No <input type="checkbox"/> Yes
Monitor for Progress: <input checked="" type="checkbox"/> Yes <input type="checkbox"/> No			Mechanical Damage:	<input type="checkbox"/> Trunk <input type="checkbox"/> Branch <input checked="" type="checkbox"/> None
Treat Infestations: <input type="checkbox"/> Yes <input type="checkbox"/> No			Canker/Galls:	<input checked="" type="checkbox"/> No <input type="checkbox"/> Yes
Remove Deadwood: <input type="checkbox"/> Yes <input type="checkbox"/> No			Fungus:	<input checked="" type="checkbox"/> No <input type="checkbox"/> Yes
Support Structure: <input type="checkbox"/> Yes <input type="checkbox"/> No			Vigor:	<input type="checkbox"/> Excellent <input checked="" type="checkbox"/> Average <input type="checkbox"/> Fair <input type="checkbox"/> Poor
IMPACTS & MITIGATIONS			Twig/ Branch Dieback:	<input type="checkbox"/> None <input checked="" type="checkbox"/> Minor <input type="checkbox"/> Moderate <input type="checkbox"/> Extensive
In Impacted Area: <input type="checkbox"/> Yes <input type="checkbox"/> No n/a			Leaf Size:	<input checked="" type="checkbox"/> Normal <input type="checkbox"/> Small
Proposed Land Use: n/a			Heart Rot:	<input checked="" type="checkbox"/> No <input type="checkbox"/> Yes
Impacts: n/a			Insects:	<input checked="" type="checkbox"/> Minor <input type="checkbox"/> Moderate <input type="checkbox"/> Extensive <input type="checkbox"/> None
Mitigations: n/a			Exudations:	<input checked="" type="checkbox"/> No <input type="checkbox"/> Yes

Comments & Notes: Included bark-dead stump adjacent to trunk

¹⁷⁵ Health: A = Outstanding; B = Above Average; C = Average; D = Below Average; F = Dead

¹⁷⁶ Decurrent = Lacking Strong Central Leader. Excurrent = Strong Central Leader.

¹⁷⁷ Aesthetic (compared to standard tree of same species) : A = nearly symmetrical, healthy tree – F = Dead

Trunk dbh must be 4" to be included – cumulative diameters. *Juglans nigra*; *Platanus racemosa*; *Umbellularia californica*; native *Quercus sp.* Except scrub oaks not protected.

TREE FIELD DATA WORKSHEET (City of L.A.)

LDC Project No. 10003-001

Survey Date: 3/17/11

Tree Number: 59

GENERAL CHARACTERISTICS				
Species: <input type="checkbox"/> <i>Q. agrifolia</i> <input type="checkbox"/> <i>Q. lobata</i>			Health Rating ¹⁷⁸ : <input type="checkbox"/> A <input type="checkbox"/> B <input type="checkbox"/> C <input checked="" type="checkbox"/> D <input type="checkbox"/> F	
<input type="checkbox"/> <i>Ca. Sycamore</i> <input type="checkbox"/> <i>Ca. Bay</i> <input checked="" type="checkbox"/> <i>Ca. Black Walnut</i>			Form: <input type="checkbox"/> symmetric <input checked="" type="checkbox"/> minor asymmetry	
Trunk Count: 4 Height (ft.): 20			<input type="checkbox"/> major asymmetry <input type="checkbox"/> stump sprout	
Trunk DBH (in.): 7.5, 6, 5, 7.5			<input type="checkbox"/> stag-head	
Percent Canopy Cover: 75%			Crown Class ¹⁷⁹ : <input checked="" type="checkbox"/> Decurrent <input type="checkbox"/> Excurrent	
Existing Terrain: <input type="checkbox"/> Flat <input checked="" type="checkbox"/> Slope			Age Class: <input type="checkbox"/> immature <input type="checkbox"/> semi-mature	
Aesthetic Rating ¹⁸⁰ : <input type="checkbox"/> A <input type="checkbox"/> B <input checked="" type="checkbox"/> C <input type="checkbox"/> D <input type="checkbox"/> F			<input type="checkbox"/> mature <input checked="" type="checkbox"/> over-mature/senescent	
Overall Grade: <input type="checkbox"/> A <input type="checkbox"/> B <input type="checkbox"/> C <input checked="" type="checkbox"/> D <input type="checkbox"/> F			Heritage Tree: <input checked="" type="checkbox"/> No <input type="checkbox"/> Yes	
CANOPY CHARACTERISTICS			TREE HEALTH	
	Dripline Radius (Feet)	Canopy to Grade (Feet)	Wound Wood Development:	Excellent <input type="checkbox"/> Average <input type="checkbox"/> Poor <input checked="" type="checkbox"/> None <input type="checkbox"/>
N	20		Foliage Density:	<input checked="" type="checkbox"/> Normal <input type="checkbox"/> Sparse
NE			Weak crotches:	<input checked="" type="checkbox"/> No <input type="checkbox"/> Yes
E	12		Oak Pit Scale:	<input checked="" type="checkbox"/> No <input type="checkbox"/> Yes
SE			Mainstem dieback:	<input checked="" type="checkbox"/> No <input type="checkbox"/> Yes
S	25		Exposed Roots:	<input checked="" type="checkbox"/> No <input type="checkbox"/> Yes
SW			Epicormic growth:	<input type="checkbox"/> No <input checked="" type="checkbox"/> Yes
W	14		Shading Out:	<input type="checkbox"/> No <input checked="" type="checkbox"/> Yes
NW			Cavities: <input type="checkbox"/> None <input checked="" type="checkbox"/> Trunk <input type="checkbox"/> Branch	
CANOPY SPREAD (FEET):			Exfoliating Bark:	<input checked="" type="checkbox"/> No <input type="checkbox"/> Yes
PROPOSED ACTIONS			Water Pocket(s):	<input type="checkbox"/> No <input checked="" type="checkbox"/> Yes
Monitor for Progress: <input checked="" type="checkbox"/> Yes <input type="checkbox"/> No			Mechanical Damage:	<input type="checkbox"/> Trunk <input type="checkbox"/> Branch <input checked="" type="checkbox"/> None
Treat Infestations: <input type="checkbox"/> Yes <input type="checkbox"/> No			Canker/Galls:	<input type="checkbox"/> No <input checked="" type="checkbox"/> Yes
Remove Deadwood: <input type="checkbox"/> Yes <input type="checkbox"/> No			Fungus:	<input checked="" type="checkbox"/> No <input type="checkbox"/> Yes
Support Structure: <input type="checkbox"/> Yes <input type="checkbox"/> No			Vigor:	<input type="checkbox"/> Excellent <input checked="" type="checkbox"/> Average <input type="checkbox"/> Fair <input type="checkbox"/> Poor
IMPACTS & MITIGATIONS			Twig/ Branch Dieback:	<input type="checkbox"/> None <input checked="" type="checkbox"/> Minor <input type="checkbox"/> Moderate <input type="checkbox"/> Extensive
In Impacted Area: <input type="checkbox"/> Yes <input type="checkbox"/> No n/a			Leaf Size:	<input checked="" type="checkbox"/> Normal <input type="checkbox"/> Small
Proposed Land Use: n/a			Heart Rot:	<input type="checkbox"/> No <input checked="" type="checkbox"/> Yes
Impacts: n/a			Insects:	<input type="checkbox"/> Minor <input checked="" type="checkbox"/> Moderate <input type="checkbox"/> Extensive <input type="checkbox"/> None
Mitigations: n/a			Exudations:	<input checked="" type="checkbox"/> No <input type="checkbox"/> Yes

Comments & Notes: Exposed base- cavity with heart rot, sprouting from base, vines on trunk.

¹⁷⁸ Health: A =Outstanding; B = Above Average; C = Average; D = Below Average; F = Dead

¹⁷⁹ Decurrent = Lacking Strong Central Leader. Excurrent = Strong Central Leader.

¹⁸⁰ Aesthetic (compared to standard tree of same species) : A = nearly symmetrical, healthy tree – F = Dead

Trunk dbh must be 4" to be included – cumulative diameters. *Juglans nigra*; *Platanus racemosa*; *Umbellularia californica*; native *Quercus sp.* Except scrub oaks not protected.

Survey Date: 3/17/11

Tree Number: 60

GENERAL CHARACTERISTICS				
Species: <input type="checkbox"/> <i>Q. agrifolia</i> <input type="checkbox"/> <i>Q. lobata</i>			Health Rating ¹⁸¹ : <input type="checkbox"/> A <input type="checkbox"/> B <input checked="" type="checkbox"/> C <input type="checkbox"/> D <input type="checkbox"/> F	
<input type="checkbox"/> <i>Ca. Sycamore</i> <input type="checkbox"/> <i>Ca. Bay</i> <input checked="" type="checkbox"/> <i>Ca. Black Walnut</i>			Form: <input type="checkbox"/> symmetric <input type="checkbox"/> minor asymmetry	
Trunk Count: 12 Height (ft.): 24			<input checked="" type="checkbox"/> major asymmetry <input type="checkbox"/> stump sprout	
Trunk DBH (in.): 4, 4, 5, 5, 3.5, 4, 2.5, 4, 5, 5, 4.5, 3.5			<input type="checkbox"/> stag-head	
Percent Canopy Cover: 70%			Crown Class ¹⁸² : <input checked="" type="checkbox"/> Decurrent <input type="checkbox"/> Excurrent	
Existing Terrain: <input type="checkbox"/> Flat <input checked="" type="checkbox"/> Slope			Age Class: <input type="checkbox"/> immature <input type="checkbox"/> semi-mature	
Aesthetic Rating ¹⁸³ : <input type="checkbox"/> A <input type="checkbox"/> B <input checked="" type="checkbox"/> C <input type="checkbox"/> D <input type="checkbox"/> F			<input checked="" type="checkbox"/> mature <input type="checkbox"/> over-mature/senescent	
Overall Grade: <input type="checkbox"/> A <input type="checkbox"/> B <input checked="" type="checkbox"/> C <input type="checkbox"/> D <input type="checkbox"/> F			Heritage Tree: <input checked="" type="checkbox"/> No <input type="checkbox"/> Yes	
CANOPY CHARACTERISTICS			TREE HEALTH	
	Dripline Radius (Feet)	Canopy to Grade (Feet)	Wound Wood Development:	Excellent <input type="checkbox"/> Average <input checked="" type="checkbox"/> Poor <input type="checkbox"/> None <input type="checkbox"/>
N	8		Foliage Density:	<input checked="" type="checkbox"/> Normal <input type="checkbox"/> Sparse
NE			Weak crotches:	<input checked="" type="checkbox"/> No <input type="checkbox"/> Yes
E	15		Oak Pit Scale:	<input checked="" type="checkbox"/> No <input type="checkbox"/> Yes
SE			Mainstem dieback:	<input checked="" type="checkbox"/> No <input type="checkbox"/> Yes
S	23		Exposed Roots:	<input checked="" type="checkbox"/> No <input type="checkbox"/> Yes
SW			Epicormic growth:	<input type="checkbox"/> No <input checked="" type="checkbox"/> Yes
W	29		Shading Out:	<input type="checkbox"/> No <input checked="" type="checkbox"/> Yes
NW			Cavities: <input type="checkbox"/> None	<input checked="" type="checkbox"/> Trunk <input type="checkbox"/> Branch
CANOPY SPREAD (FEET):			Exfoliating Bark:	<input checked="" type="checkbox"/> No <input type="checkbox"/> Yes
PROPOSED ACTIONS			Water Pocket(s):	<input type="checkbox"/> No <input checked="" type="checkbox"/> Yes
Monitor for Progress:			Mechanical Damage:	<input type="checkbox"/> Trunk <input type="checkbox"/> Branch <input checked="" type="checkbox"/> None
Treat Infestations:			Canker/Galls:	<input type="checkbox"/> No <input checked="" type="checkbox"/> Yes
Remove Deadwood:			Fungus:	<input checked="" type="checkbox"/> No <input type="checkbox"/> Yes
Support Structure:			Vigor:	<input type="checkbox"/> Excellent <input checked="" type="checkbox"/> Average <input type="checkbox"/> Fair <input type="checkbox"/> Poor
IMPACTS & MITIGATIONS			Twig/ Branch Dieback:	<input type="checkbox"/> None <input checked="" type="checkbox"/> Minor <input type="checkbox"/> Moderate <input type="checkbox"/> Extensive
In Impacted Area: <input type="checkbox"/> Yes <input type="checkbox"/> No n/a			Leaf Size:	<input checked="" type="checkbox"/> Normal <input type="checkbox"/> Small
Proposed Land Use: n/a			Heart Rot:	<input type="checkbox"/> No <input checked="" type="checkbox"/> Yes
Impacts: n/a			Insects:	<input type="checkbox"/> Minor <input checked="" type="checkbox"/> Moderate <input type="checkbox"/> Extensive <input type="checkbox"/> None
Mitigations: n/a			Exudations:	<input checked="" type="checkbox"/> No <input type="checkbox"/> Yes

Comments & Notes: Small oak in middle of canopy/trunks (2 trunks <2")

¹⁸¹ Health: A = Outstanding; B = Above Average; C = Average; D = Below Average; F = Dead

¹⁸² Decurrent = Lacking Strong Central Leader. Excurrent = Strong Central Leader.

¹⁸³ Aesthetic (compared to standard tree of same species) : A = nearly symmetrical, healthy tree – F = Dead

Trunk dbh must be 4" to be included – cumulative diameters. *Juglans nigra*; *Platanus racemosa*; *Umbellularia californica*; native *Quercus sp.* Except scrub oaks not protected.

TREE FIELD DATA WORKSHEET (City of L.A.)

LDC Project No. 10003-001

Survey Date: 3/17/11

Tree Number: 61

GENERAL CHARACTERISTICS					
Species: <input type="checkbox"/> <i>Q. agrifolia</i> <input type="checkbox"/> <i>Q. lobata</i>			Health Rating ¹⁸⁴ : <input type="checkbox"/> A <input type="checkbox"/> B <input type="checkbox"/> C <input checked="" type="checkbox"/> D <input type="checkbox"/> F		
<input type="checkbox"/> <i>Ca. Sycamore</i> <input type="checkbox"/> <i>Ca. Bay</i> <input checked="" type="checkbox"/> <i>Ca. Black Walnut</i>			Form: <input type="checkbox"/> symmetric <input type="checkbox"/> minor asymmetry		
Trunk Count: 1 Height (ft.): 15			<input checked="" type="checkbox"/> major asymmetry <input type="checkbox"/> stump sprout		
Trunk DBH (in.): 4			<input type="checkbox"/> stag-head		
Percent Canopy Cover: 50%			Crown Class ¹⁸⁵ : <input checked="" type="checkbox"/> Decurrent <input type="checkbox"/> Excurrent		
Existing Terrain: <input type="checkbox"/> Flat <input checked="" type="checkbox"/> Slope			Age Class: <input checked="" type="checkbox"/> immature <input type="checkbox"/> semi-mature		
Aesthetic Rating ¹⁸⁶ : <input type="checkbox"/> A <input type="checkbox"/> B <input type="checkbox"/> C <input checked="" type="checkbox"/> D <input type="checkbox"/> F			<input type="checkbox"/> mature <input type="checkbox"/> over-mature/senescent		
Overall Grade: <input type="checkbox"/> A <input type="checkbox"/> B <input type="checkbox"/> C <input checked="" type="checkbox"/> D <input type="checkbox"/> F			Heritage Tree: <input checked="" type="checkbox"/> No <input type="checkbox"/> Yes		
CANOPY CHARACTERISTICS			TREE HEALTH		
	Dripline Radius (Feet)	Canopy to Grade (Feet)	Wound Wood Development:	Excellent <input type="checkbox"/> Average <input type="checkbox"/> Poor <input checked="" type="checkbox"/> None <input type="checkbox"/>	
N	0		Foliage Density:	<input type="checkbox"/> Normal <input checked="" type="checkbox"/> Sparse	
NE			Weak crotches:	<input checked="" type="checkbox"/> No <input type="checkbox"/> Yes	
E	2		Oak Pit Scale:	<input checked="" type="checkbox"/> No <input type="checkbox"/> Yes	
SE			Mainstem dieback:	<input checked="" type="checkbox"/> No <input type="checkbox"/> Yes	
S	16		Exposed Roots:	<input checked="" type="checkbox"/> No <input type="checkbox"/> Yes	
SW			Epicormic growth:	<input type="checkbox"/> No <input checked="" type="checkbox"/> Yes	
W	0		Shading Out:	<input type="checkbox"/> No <input checked="" type="checkbox"/> Yes	
NW			Cavities: <input type="checkbox"/> None <input checked="" type="checkbox"/> Trunk <input type="checkbox"/> Branch		
CANOPY SPREAD (FEET):			Exfoliating Bark:	<input checked="" type="checkbox"/> No <input type="checkbox"/> Yes	
PROPOSED ACTIONS			Water Pocket(s):	<input checked="" type="checkbox"/> No <input type="checkbox"/> Yes	
Monitor for Progress: <input checked="" type="checkbox"/> Yes <input type="checkbox"/> No			Mechanical Damage:	<input type="checkbox"/> Trunk <input type="checkbox"/> Branch <input checked="" type="checkbox"/> None	
Treat Infestations: <input type="checkbox"/> Yes <input type="checkbox"/> No			Canker/Galls:	<input type="checkbox"/> No <input checked="" type="checkbox"/> Yes	
Remove Deadwood: <input type="checkbox"/> Yes <input type="checkbox"/> No			Fungus:	<input checked="" type="checkbox"/> No <input type="checkbox"/> Yes	
Support Structure: <input type="checkbox"/> Yes <input type="checkbox"/> No			Vigor:	<input type="checkbox"/> Excellent <input type="checkbox"/> Average <input checked="" type="checkbox"/> Fair <input type="checkbox"/> Poor	
IMPACTS & MITIGATIONS			Twig/ Branch Dieback:	<input type="checkbox"/> None <input type="checkbox"/> Minor <input checked="" type="checkbox"/> Moderate <input type="checkbox"/> Extensive	
In Impacted Area: <input type="checkbox"/> Yes <input type="checkbox"/> No n/a			Leaf Size:	<input checked="" type="checkbox"/> Normal <input type="checkbox"/> Small	
Proposed Land Use: n/a			Heart Rot:	<input type="checkbox"/> No <input checked="" type="checkbox"/> Yes	
Impacts: n/a			Insects:	<input type="checkbox"/> Minor <input checked="" type="checkbox"/> Moderate <input type="checkbox"/> Extensive <input type="checkbox"/> None	
Mitigations: n/a			Exudations:	<input checked="" type="checkbox"/> No <input type="checkbox"/> Yes	

Comments & Notes:

¹⁸⁴ Health: A =Outstanding; B = Above Average; C = Average; D = Below Average; F = Dead

¹⁸⁵ Decurrent = Lacking Strong Central Leader. Excurrent = Strong Central Leader.

¹⁸⁶ Aesthetic (compared to standard tree of same species) : A = nearly symmetrical, healthy tree – F = Dead

Trunk dbh must be 4" to be included – cumulative diameters. *Juglans nigra*; *Platanus racemosa*; *Umbellularia californica*; native *Quercus sp.* Except scrub oaks not protected.

Survey Date: 3/17/11

Tree Number: 62

GENERAL CHARACTERISTICS				
Species: <input type="checkbox"/> <i>Q. agrifolia</i> <input type="checkbox"/> <i>Q. lobata</i>			Health Rating ¹⁸⁷ : <input type="checkbox"/> A <input type="checkbox"/> B <input type="checkbox"/> C <input checked="" type="checkbox"/> D <input type="checkbox"/> F	
<input type="checkbox"/> <i>Ca. Sycamore</i> <input type="checkbox"/> <i>Ca. Bay</i> <input checked="" type="checkbox"/> <i>Ca. Black Walnut</i>			Form: <input checked="" type="checkbox"/> symmetric <input type="checkbox"/> minor asymmetry	
Trunk Count: 8 Height (ft.): 35			<input type="checkbox"/> major asymmetry <input type="checkbox"/> stump sprout	
Trunk DBH (in.): 7, 6, 7, 8, 5, 8.5, 6.5, 6			<input type="checkbox"/> stag-head	
Percent Canopy Cover: 85%			Crown Class ¹⁸⁸ : <input checked="" type="checkbox"/> Decurrent <input type="checkbox"/> Excurrent	
Existing Terrain: <input type="checkbox"/> Flat <input checked="" type="checkbox"/> Slope			Age Class: <input type="checkbox"/> immature <input type="checkbox"/> semi-mature	
Aesthetic Rating ¹⁸⁹ : <input type="checkbox"/> A <input type="checkbox"/> B <input checked="" type="checkbox"/> C <input type="checkbox"/> D <input type="checkbox"/> F			<input type="checkbox"/> mature <input checked="" type="checkbox"/> over-mature/senescent	
Overall Grade: <input type="checkbox"/> A <input type="checkbox"/> B <input type="checkbox"/> C <input checked="" type="checkbox"/> D <input type="checkbox"/> F			Heritage Tree: <input checked="" type="checkbox"/> No <input type="checkbox"/> Yes	
CANOPY CHARACTERISTICS			TREE HEALTH	
	Dripline Radius (Feet)	Canopy to Grade (Feet)	Wound Wood Development:	Excellent <input type="checkbox"/> Average <input checked="" type="checkbox"/> Poor <input type="checkbox"/> None <input type="checkbox"/>
N	26		Foliage Density:	<input checked="" type="checkbox"/> Normal <input type="checkbox"/> Sparse
NE			Weak crotches:	<input checked="" type="checkbox"/> No <input type="checkbox"/> Yes
E	24		Oak Pit Scale:	<input checked="" type="checkbox"/> No <input type="checkbox"/> Yes
SE			Mainstem dieback:	<input checked="" type="checkbox"/> No <input type="checkbox"/> Yes
S	30		Exposed Roots:	<input checked="" type="checkbox"/> No <input type="checkbox"/> Yes
SW			Epicormic growth:	<input type="checkbox"/> No <input checked="" type="checkbox"/> Yes
W	27		Shading Out:	<input checked="" type="checkbox"/> No <input type="checkbox"/> Yes
NW			Cavities: <input type="checkbox"/> None <input checked="" type="checkbox"/> Trunk <input type="checkbox"/> Branch	
CANOPY SPREAD (FEET):			Exfoliating Bark:	<input checked="" type="checkbox"/> No <input type="checkbox"/> Yes
PROPOSED ACTIONS			Water Pocket(s):	<input type="checkbox"/> No <input checked="" type="checkbox"/> Yes
Monitor for Progress: <input checked="" type="checkbox"/> Yes <input type="checkbox"/> No			Mechanical Damage:	<input type="checkbox"/> Trunk <input type="checkbox"/> Branch <input checked="" type="checkbox"/> None
Treat Infestations: <input type="checkbox"/> Yes <input type="checkbox"/> No			Canker/Galls:	<input type="checkbox"/> No <input checked="" type="checkbox"/> Yes
Remove Deadwood: <input type="checkbox"/> Yes <input type="checkbox"/> No			Fungus:	<input checked="" type="checkbox"/> No <input type="checkbox"/> Yes
Support Structure: <input type="checkbox"/> Yes <input type="checkbox"/> No			Vigor:	<input type="checkbox"/> Excellent <input checked="" type="checkbox"/> Average <input type="checkbox"/> Fair <input type="checkbox"/> Poor
IMPACTS & MITIGATIONS			Twig/ Branch Dieback:	<input type="checkbox"/> None <input checked="" type="checkbox"/> Minor <input type="checkbox"/> Moderate <input type="checkbox"/> Extensive
In Impacted Area: <input type="checkbox"/> Yes <input type="checkbox"/> No n/a			Leaf Size:	<input checked="" type="checkbox"/> Normal <input type="checkbox"/> Small
Proposed Land Use: n/a			Heart Rot:	<input type="checkbox"/> No <input checked="" type="checkbox"/> Yes
Impacts: n/a			Insects:	<input type="checkbox"/> Minor <input checked="" type="checkbox"/> Moderate <input type="checkbox"/> Extensive <input type="checkbox"/> None
Mitigations: n/a			Exudations:	<input checked="" type="checkbox"/> No <input type="checkbox"/> Yes

Comments & Notes: Trunk base exposed on south side with heart rot

¹⁸⁷ Health: A = Outstanding; B = Above Average; C = Average; D = Below Average; F = Dead

¹⁸⁸ Decurrent = Lacking Strong Central Leader. Excurrent = Strong Central Leader.

¹⁸⁹ Aesthetic (compared to standard tree of same species) : A = nearly symmetrical, healthy tree – F = Dead

Trunk dbh must be 4" to be included – cumulative diameters. *Juglans nigra*; *Platanus racemosa*; *Umbellularia californica*; native *Quercus sp.* Except scrub oaks not protected.

Survey Date: 3/17/11

Tree Number: 63

GENERAL CHARACTERISTICS				
Species: <input type="checkbox"/> <i>Q. agrifolia</i> <input type="checkbox"/> <i>Q. lobata</i>			Health Rating ¹⁹⁰ : <input type="checkbox"/> A <input type="checkbox"/> B <input type="checkbox"/> C <input checked="" type="checkbox"/> D <input type="checkbox"/> F	
<input type="checkbox"/> <i>Ca. Sycamore</i> <input type="checkbox"/> <i>Ca. Bay</i> <input checked="" type="checkbox"/> <i>Ca. Black Walnut</i>			Form: <input type="checkbox"/> symmetric <input type="checkbox"/> minor asymmetry	
Trunk Count: 2 Height (ft.): 24			<input checked="" type="checkbox"/> major asymmetry <input type="checkbox"/> stump sprout	
Trunk DBH (in.): 6, 9			<input type="checkbox"/> stag-head	
Percent Canopy Cover: 75%			Crown Class ¹⁹¹ : <input checked="" type="checkbox"/> Decurrent <input type="checkbox"/> Excurrent	
Existing Terrain: <input type="checkbox"/> Flat <input checked="" type="checkbox"/> Slope			Age Class: <input type="checkbox"/> immature <input type="checkbox"/> semi-mature	
Aesthetic Rating ¹⁹² : <input type="checkbox"/> A <input type="checkbox"/> B <input type="checkbox"/> C <input checked="" type="checkbox"/> D <input type="checkbox"/> F			<input checked="" type="checkbox"/> mature <input type="checkbox"/> over-mature/senescent	
Overall Grade: <input type="checkbox"/> A <input type="checkbox"/> B <input type="checkbox"/> C <input checked="" type="checkbox"/> D <input type="checkbox"/> F			Heritage Tree: <input checked="" type="checkbox"/> No <input type="checkbox"/> Yes	
CANOPY CHARACTERISTICS			TREE HEALTH	
	Dripline Radius (Feet)	Canopy to Grade (Feet)	Wound Wood Development:	Excellent <input type="checkbox"/> Average <input checked="" type="checkbox"/> Poor <input type="checkbox"/> None <input type="checkbox"/>
N	0		Foliage Density:	<input checked="" type="checkbox"/> Normal <input type="checkbox"/> Sparse
NE			Weak crotches:	<input checked="" type="checkbox"/> No <input type="checkbox"/> Yes
E	15		Oak Pit Scale:	<input checked="" type="checkbox"/> No <input type="checkbox"/> Yes
SE			Mainstem dieback:	<input checked="" type="checkbox"/> No <input type="checkbox"/> Yes
S	25		Exposed Roots:	<input checked="" type="checkbox"/> No <input type="checkbox"/> Yes
SW			Epicormic growth:	<input type="checkbox"/> No <input checked="" type="checkbox"/> Yes
W	20		Shading Out:	<input type="checkbox"/> No <input checked="" type="checkbox"/> Yes
NW			Cavities: <input type="checkbox"/> None	<input checked="" type="checkbox"/> Trunk <input type="checkbox"/> Branch
CANOPY SPREAD (FEET):			Exfoliating Bark:	<input checked="" type="checkbox"/> No <input type="checkbox"/> Yes
PROPOSED ACTIONS			Water Pocket(s):	<input checked="" type="checkbox"/> No <input type="checkbox"/> Yes
Monitor for Progress:			Mechanical Damage:	<input type="checkbox"/> Trunk <input type="checkbox"/> Branch <input checked="" type="checkbox"/> None
Treat Infestations:			Canker/Galls:	<input type="checkbox"/> No <input checked="" type="checkbox"/> Yes
Remove Deadwood:			Fungus:	<input checked="" type="checkbox"/> No <input type="checkbox"/> Yes
Support Structure:			Vigor:	<input type="checkbox"/> Excellent <input checked="" type="checkbox"/> Average <input type="checkbox"/> Fair <input type="checkbox"/> Poor
IMPACTS & MITIGATIONS			Twig/ Branch Dieback:	<input type="checkbox"/> None <input checked="" type="checkbox"/> Minor <input type="checkbox"/> Moderate <input type="checkbox"/> Extensive
In Impacted Area: <input type="checkbox"/> Yes <input type="checkbox"/> No n/a			Leaf Size:	<input checked="" type="checkbox"/> Normal <input type="checkbox"/> Small
Proposed Land Use: n/a			Heart Rot:	<input type="checkbox"/> No <input checked="" type="checkbox"/> Yes
Impacts: n/a			Insects:	<input type="checkbox"/> Minor <input checked="" type="checkbox"/> Moderate <input type="checkbox"/> Extensive <input type="checkbox"/> None
Mitigations: n/a			Exudations:	<input checked="" type="checkbox"/> No <input type="checkbox"/> Yes

Comments & Notes: Trunk base exposed with cavity and heart rot.

¹⁹⁰ Health: A = Outstanding; B = Above Average; C = Average; D = Below Average; F = Dead

¹⁹¹ Decurrent = Lacking Strong Central Leader. Excurrent = Strong Central Leader.

¹⁹² Aesthetic (compared to standard tree of same species) : A = nearly symmetrical, healthy tree – F = Dead

Trunk dbh must be 4" to be included – cumulative diameters. *Juglans nigra*; *Platanus racemosa*; *Umbellularia californica*; native *Quercus sp.* Except scrub oaks not protected.

TREE FIELD DATA WORKSHEET (City of L.A.)

LDC Project No. 10003-001

Survey Date: 3/17/11

Tree Number: 64

GENERAL CHARACTERISTICS					
Species: <input type="checkbox"/> <i>Q. agrifolia</i> <input type="checkbox"/> <i>Q. lobata</i>			Health Rating ¹⁹³ : <input type="checkbox"/> A <input type="checkbox"/> B <input checked="" type="checkbox"/> C <input type="checkbox"/> D <input type="checkbox"/> F		
<input type="checkbox"/> <i>Ca. Sycamore</i> <input type="checkbox"/> <i>Ca. Bay</i> <input checked="" type="checkbox"/> <i>Ca. Black Walnut</i>			Form: <input type="checkbox"/> symmetric <input checked="" type="checkbox"/> minor asymmetry		
Trunk Count: 2 Height (ft.): 15			<input type="checkbox"/> major asymmetry <input type="checkbox"/> stump sprout		
Trunk DBH (in.): 5, 4			<input type="checkbox"/> stag-head		
Percent Canopy Cover: 85%			Crown Class ¹⁹⁴ : <input checked="" type="checkbox"/> Decurrent <input type="checkbox"/> Excurrent		
Existing Terrain: <input type="checkbox"/> Flat <input checked="" type="checkbox"/> Slope			Age Class: <input type="checkbox"/> immature <input checked="" type="checkbox"/> semi-mature		
Aesthetic Rating ¹⁹⁵ : <input type="checkbox"/> A <input type="checkbox"/> B <input checked="" type="checkbox"/> C <input type="checkbox"/> D <input type="checkbox"/> F			<input type="checkbox"/> mature <input type="checkbox"/> over-mature/senescent		
Overall Grade: <input type="checkbox"/> A <input type="checkbox"/> B <input checked="" type="checkbox"/> C <input type="checkbox"/> D <input type="checkbox"/> F			Heritage Tree: <input checked="" type="checkbox"/> No <input type="checkbox"/> Yes		
CANOPY CHARACTERISTICS			TREE HEALTH		
	Dripline Radius (Feet)	Canopy to Grade (Feet)	Wound Wood Development:	Excellent <input type="checkbox"/> Average <input checked="" type="checkbox"/>	Poor <input type="checkbox"/> None <input type="checkbox"/>
N	3		Foliage Density:	<input checked="" type="checkbox"/> Normal <input type="checkbox"/> Sparse	
NE			Weak crotches:	<input checked="" type="checkbox"/> No <input type="checkbox"/> Yes	
E	14		Oak Pit Scale:	<input checked="" type="checkbox"/> No <input type="checkbox"/> Yes	
SE			Mainstem dieback:	<input checked="" type="checkbox"/> No <input type="checkbox"/> Yes	
S	20		Exposed Roots:	<input checked="" type="checkbox"/> No <input type="checkbox"/> Yes	
SW			Epicormic growth:	<input checked="" type="checkbox"/> No <input type="checkbox"/> Yes	
W	14		Shading Out:	<input checked="" type="checkbox"/> No <input type="checkbox"/> Yes	
NW			Cavities: <input checked="" type="checkbox"/> None <input type="checkbox"/> Trunk <input type="checkbox"/> Branch		
CANOPY SPREAD (FEET):			Exfoliating Bark:	<input checked="" type="checkbox"/> No <input type="checkbox"/> Yes	
PROPOSED ACTIONS			Water Pocket(s):	<input checked="" type="checkbox"/> No <input type="checkbox"/> Yes	
Monitor for Progress: <input checked="" type="checkbox"/> Yes <input type="checkbox"/> No			Mechanical Damage:	<input type="checkbox"/> Trunk <input type="checkbox"/> Branch	
Treat Infestations: <input type="checkbox"/> Yes <input type="checkbox"/> No			<input checked="" type="checkbox"/> None		
Remove Deadwood: <input type="checkbox"/> Yes <input type="checkbox"/> No			Canker/Galls:	<input type="checkbox"/> No <input checked="" type="checkbox"/> Yes	
Support Structure: <input type="checkbox"/> Yes <input type="checkbox"/> No			Fungus:	<input checked="" type="checkbox"/> No <input type="checkbox"/> Yes	
IMPACTS & MITIGATIONS			Vigor:	<input type="checkbox"/> Excellent <input checked="" type="checkbox"/> Average	
In Impacted Area: <input type="checkbox"/> Yes <input type="checkbox"/> No n/a			<input type="checkbox"/> Fair <input type="checkbox"/> Poor		
Proposed Land Use: n/a			Twig/ Branch Dieback:	<input type="checkbox"/> None <input checked="" type="checkbox"/> Minor	
Impacts: n/a			<input type="checkbox"/> Moderate <input type="checkbox"/> Extensive		
Mitigations: n/a			Leaf Size:	<input checked="" type="checkbox"/> Normal <input type="checkbox"/> Small	
			Heart Rot:	<input type="checkbox"/> No <input checked="" type="checkbox"/> Yes	
			Insects:	<input checked="" type="checkbox"/> Minor <input type="checkbox"/> Moderate	
			<input type="checkbox"/> Extensive <input type="checkbox"/> None		
			Exudations:	<input checked="" type="checkbox"/> No <input type="checkbox"/> Yes	

Comments & Notes:

¹⁹³ Health: A =Outstanding; B = Above Average; C = Average; D = Below Average; F = Dead

¹⁹⁴ Decurrent = Lacking Strong Central Leader. Excurrent = Strong Central Leader.

¹⁹⁵ Aesthetic (compared to standard tree of same species) : A = nearly symmetrical, healthy tree – F = Dead

Trunk dbh must be 4" to be included – cumulative diameters. *Juglans nigra*; *Platanus racemosa*; *Umbellularia californica*; native *Quercus sp.* Except scrub oaks not protected.

Survey Date: 3/17/11

Tree Number: 65

GENERAL CHARACTERISTICS				
Species: <input type="checkbox"/> <i>Q. agrifolia</i> <input type="checkbox"/> <i>Q. lobata</i>			Health Rating ¹⁹⁶ : <input type="checkbox"/> A <input type="checkbox"/> B <input type="checkbox"/> C <input checked="" type="checkbox"/> D <input type="checkbox"/> F	
<input type="checkbox"/> <i>Ca. Sycamore</i> <input type="checkbox"/> <i>Ca. Bay</i> <input checked="" type="checkbox"/> <i>Ca. Black Walnut</i>			Form: <input type="checkbox"/> symmetric <input type="checkbox"/> minor asymmetry	
Trunk Count: 2 Height (ft.): 10			<input checked="" type="checkbox"/> major asymmetry <input type="checkbox"/> stump sprout	
Trunk DBH (in.): 2, 4			<input type="checkbox"/> stag-head	
Percent Canopy Cover: 30%			Crown Class ¹⁹⁷ : <input checked="" type="checkbox"/> Decurrent <input type="checkbox"/> Excurrent	
Existing Terrain: <input type="checkbox"/> Flat <input checked="" type="checkbox"/> Slope			Age Class: <input type="checkbox"/> immature <input checked="" type="checkbox"/> semi-mature	
Aesthetic Rating ¹⁹⁸ : <input type="checkbox"/> A <input type="checkbox"/> B <input type="checkbox"/> C <input checked="" type="checkbox"/> D <input type="checkbox"/> F			<input type="checkbox"/> mature <input type="checkbox"/> over-mature/senescent	
Overall Grade: <input type="checkbox"/> A <input type="checkbox"/> B <input type="checkbox"/> C <input checked="" type="checkbox"/> D <input type="checkbox"/> F			Heritage Tree: <input checked="" type="checkbox"/> No <input type="checkbox"/> Yes	
CANOPY CHARACTERISTICS			TREE HEALTH	
	Dripline Radius (Feet)	Canopy to Grade (Feet)	Wound Wood Development:	Excellent <input type="checkbox"/> Average <input checked="" type="checkbox"/> Poor <input type="checkbox"/> None <input type="checkbox"/>
N	0		Foliage Density:	<input checked="" type="checkbox"/> Normal <input type="checkbox"/> Sparse
NE			Weak crotches:	<input checked="" type="checkbox"/> No <input type="checkbox"/> Yes
E	0		Oak Pit Scale:	<input checked="" type="checkbox"/> No <input type="checkbox"/> Yes
SE			Mainstem dieback:	<input checked="" type="checkbox"/> No <input type="checkbox"/> Yes
S	10		Exposed Roots:	<input checked="" type="checkbox"/> No <input type="checkbox"/> Yes
SW			Epicormic growth:	<input type="checkbox"/> No <input checked="" type="checkbox"/> Yes
W	17		Shading Out:	<input type="checkbox"/> No <input checked="" type="checkbox"/> Yes
NW			Cavities: <input type="checkbox"/> None <input checked="" type="checkbox"/> Trunk <input type="checkbox"/> Branch	
CANOPY SPREAD (FEET):			Exfoliating Bark:	<input checked="" type="checkbox"/> No <input type="checkbox"/> Yes
PROPOSED ACTIONS			Water Pocket(s):	<input checked="" type="checkbox"/> No <input type="checkbox"/> Yes
Monitor for Progress: <input checked="" type="checkbox"/> Yes <input type="checkbox"/> No			Mechanical Damage:	<input type="checkbox"/> Trunk <input type="checkbox"/> Branch <input checked="" type="checkbox"/> None
Treat Infestations: <input type="checkbox"/> Yes <input type="checkbox"/> No			Canker/Galls:	<input type="checkbox"/> No <input checked="" type="checkbox"/> Yes
Remove Deadwood: <input type="checkbox"/> Yes <input type="checkbox"/> No			Fungus:	<input checked="" type="checkbox"/> No <input type="checkbox"/> Yes
Support Structure: <input type="checkbox"/> Yes <input type="checkbox"/> No			Vigor:	<input type="checkbox"/> Excellent <input checked="" type="checkbox"/> Average <input type="checkbox"/> Fair <input type="checkbox"/> Poor
IMPACTS & MITIGATIONS			Twig/ Branch Dieback:	<input type="checkbox"/> None <input checked="" type="checkbox"/> Minor <input type="checkbox"/> Moderate <input type="checkbox"/> Extensive
In Impacted Area: <input type="checkbox"/> Yes <input type="checkbox"/> No n/a			Leaf Size:	<input checked="" type="checkbox"/> Normal <input type="checkbox"/> Small
Proposed Land Use: n/a			Heart Rot:	<input type="checkbox"/> No <input checked="" type="checkbox"/> Yes
Impacts: n/a			Insects:	<input type="checkbox"/> Minor <input checked="" type="checkbox"/> Moderate <input type="checkbox"/> Extensive <input type="checkbox"/> None
Mitigations: n/a			Exudations:	<input checked="" type="checkbox"/> No <input type="checkbox"/> Yes

Comments & Notes:

¹⁹⁶ Health: A = Outstanding; B = Above Average; C = Average; D = Below Average; F = Dead

¹⁹⁷ Decurrent = Lacking Strong Central Leader. Excurrent = Strong Central Leader.

¹⁹⁸ Aesthetic (compared to standard tree of same species) : A = nearly symmetrical, healthy tree – F = Dead

Trunk dbh must be 4" to be included – cumulative diameters. *Juglans nigra*; *Platanus racemosa*; *Umbellularia californica*; native *Quercus sp.* Except scrub oaks not protected.

TREE FIELD DATA WORKSHEET (City of L.A.)

LDC Project No. 10003-001

Survey Date: 3/17/11

Tree Number: 66

GENERAL CHARACTERISTICS				
Species: <input type="checkbox"/> <i>Q. agrifolia</i> <input type="checkbox"/> <i>Q. lobata</i>			Health Rating ¹⁹⁹ : <input type="checkbox"/> A <input type="checkbox"/> B <input type="checkbox"/> C <input checked="" type="checkbox"/> D <input type="checkbox"/> F	
<input type="checkbox"/> <i>Ca. Sycamore</i> <input type="checkbox"/> <i>Ca. Bay</i> <input checked="" type="checkbox"/> <i>Ca. Black Walnut</i>			Form: <input type="checkbox"/> symmetric <input checked="" type="checkbox"/> minor asymmetry	
Trunk Count: 5 Height (ft.): 15			<input type="checkbox"/> major asymmetry <input type="checkbox"/> stump sprout	
Trunk DBH (in.): 5, 4.5, 3, 2.5, 2.5			<input type="checkbox"/> stag-head	
Percent Canopy Cover: 65%			Crown Class ²⁰⁰ : <input checked="" type="checkbox"/> Decurrent <input type="checkbox"/> Excurrent	
Existing Terrain: <input type="checkbox"/> Flat <input checked="" type="checkbox"/> Slope			Age Class: <input type="checkbox"/> immature <input checked="" type="checkbox"/> semi-mature	
Aesthetic Rating ²⁰¹ : <input type="checkbox"/> A <input type="checkbox"/> B <input type="checkbox"/> C <input checked="" type="checkbox"/> D <input type="checkbox"/> F			<input type="checkbox"/> mature <input type="checkbox"/> over-mature/senescent	
Overall Grade: <input type="checkbox"/> A <input type="checkbox"/> B <input type="checkbox"/> C <input checked="" type="checkbox"/> D <input type="checkbox"/> F			Heritage Tree: <input checked="" type="checkbox"/> No <input type="checkbox"/> Yes	
CANOPY CHARACTERISTICS			TREE HEALTH	
	Dripline Radius (Feet)	Canopy to Grade (Feet)	Wound Wood Development:	Excellent <input type="checkbox"/> Average <input checked="" type="checkbox"/> Poor <input type="checkbox"/> None <input type="checkbox"/>
N	6		Foliage Density:	<input checked="" type="checkbox"/> Normal <input type="checkbox"/> Sparse
NE			Weak crotches:	<input checked="" type="checkbox"/> No <input type="checkbox"/> Yes
E	13		Oak Pit Scale:	<input checked="" type="checkbox"/> No <input type="checkbox"/> Yes
SE			Mainstem dieback:	<input checked="" type="checkbox"/> No <input type="checkbox"/> Yes
S	16		Exposed Roots:	<input checked="" type="checkbox"/> No <input type="checkbox"/> Yes
SW			Epicormic growth:	<input type="checkbox"/> No <input checked="" type="checkbox"/> Yes
W	18		Shading Out:	<input checked="" type="checkbox"/> No <input type="checkbox"/> Yes
NW			Cavities: <input checked="" type="checkbox"/> None <input type="checkbox"/> Trunk <input type="checkbox"/> Branch	
CANOPY SPREAD (FEET):			Exfoliating Bark:	<input checked="" type="checkbox"/> No <input type="checkbox"/> Yes
PROPOSED ACTIONS			Water Pocket(s):	<input checked="" type="checkbox"/> No <input type="checkbox"/> Yes
Monitor for Progress: <input checked="" type="checkbox"/> Yes <input type="checkbox"/> No			Mechanical Damage:	<input type="checkbox"/> Trunk <input type="checkbox"/> Branch <input checked="" type="checkbox"/> None
Treat Infestations: <input type="checkbox"/> Yes <input type="checkbox"/> No			Canker/Galls:	<input type="checkbox"/> No <input checked="" type="checkbox"/> Yes
Remove Deadwood: <input type="checkbox"/> Yes <input type="checkbox"/> No			Fungus:	<input checked="" type="checkbox"/> No <input type="checkbox"/> Yes
Support Structure: <input type="checkbox"/> Yes <input type="checkbox"/> No			Vigor:	<input type="checkbox"/> Excellent <input type="checkbox"/> Average <input checked="" type="checkbox"/> Fair <input type="checkbox"/> Poor
IMPACTS & MITIGATIONS			Twig/ Branch Dieback:	<input type="checkbox"/> None <input checked="" type="checkbox"/> Minor <input type="checkbox"/> Moderate <input type="checkbox"/> Extensive
In Impacted Area: <input type="checkbox"/> Yes <input type="checkbox"/> No n/a			Leaf Size:	<input checked="" type="checkbox"/> Normal <input type="checkbox"/> Small
Proposed Land Use: n/a			Heart Rot:	<input type="checkbox"/> No <input checked="" type="checkbox"/> Yes
Impacts: n/a			Insects:	<input type="checkbox"/> Minor <input checked="" type="checkbox"/> Moderate <input type="checkbox"/> Extensive <input type="checkbox"/> None
Mitigations: n/a			Exudations:	<input checked="" type="checkbox"/> No <input type="checkbox"/> Yes

Comments & Notes: 1 trunk has dead branch with heart rot

¹⁹⁹ Health: A = Outstanding; B = Above Average; C = Average; D = Below Average; F = Dead

²⁰⁰ Decurrent = Lacking Strong Central Leader. Excurrent = Strong Central Leader.

²⁰¹ Aesthetic (compared to standard tree of same species) : A = nearly symmetrical, healthy tree – F = Dead

Trunk dbh must be 4" to be included – cumulative diameters. *Juglans nigra*; *Platanus racemosa*; *Umbellularia californica*; native *Quercus sp.* Except scrub oaks not protected.

Survey Date: 3/17/11

Tree Number: 67

GENERAL CHARACTERISTICS				
Species: <input type="checkbox"/> <i>Q. agrifolia</i> <input type="checkbox"/> <i>Q. lobata</i>			Health Rating ²⁰² : <input type="checkbox"/> A <input type="checkbox"/> B <input type="checkbox"/> C <input checked="" type="checkbox"/> D <input type="checkbox"/> F	
<input type="checkbox"/> <i>Ca. Sycamore</i> <input type="checkbox"/> <i>Ca. Bay</i> <input checked="" type="checkbox"/> <i>Ca. Black Walnut</i>			Form: <input checked="" type="checkbox"/> symmetric <input type="checkbox"/> minor asymmetry	
Trunk Count: 8 Height (ft.): 22			<input type="checkbox"/> major asymmetry <input type="checkbox"/> stump sprout	
Trunk DBH (in.): 1.5, 5.5, 4, 3, 2.5, 1.5, 2, 8			<input type="checkbox"/> stag-head	
Percent Canopy Cover: 75%			Crown Class ²⁰³ : <input checked="" type="checkbox"/> Decurrent <input type="checkbox"/> Excurrent	
Existing Terrain: <input type="checkbox"/> Flat <input checked="" type="checkbox"/> Slope			Age Class: <input type="checkbox"/> immature <input checked="" type="checkbox"/> semi-mature	
Aesthetic Rating ²⁰⁴ : <input type="checkbox"/> A <input type="checkbox"/> B <input checked="" type="checkbox"/> C <input type="checkbox"/> D <input type="checkbox"/> F			<input type="checkbox"/> mature <input type="checkbox"/> over-mature/senescent	
Overall Grade: <input type="checkbox"/> A <input type="checkbox"/> B <input checked="" type="checkbox"/> C <input type="checkbox"/> D <input type="checkbox"/> F			Heritage Tree: <input checked="" type="checkbox"/> No <input type="checkbox"/> Yes	
CANOPY CHARACTERISTICS			TREE HEALTH	
	Dripline Radius (Feet)	Canopy to Grade (Feet)	Wound Wood Development:	Excellent <input type="checkbox"/> Average <input checked="" type="checkbox"/> Poor <input type="checkbox"/> None <input type="checkbox"/>
N	8		Foliage Density:	<input checked="" type="checkbox"/> Normal <input type="checkbox"/> Sparse
NE			Weak crotches:	<input checked="" type="checkbox"/> No <input type="checkbox"/> Yes
E	17		Oak Pit Scale:	<input checked="" type="checkbox"/> No <input type="checkbox"/> Yes
SE			Mainstem dieback:	<input checked="" type="checkbox"/> No <input type="checkbox"/> Yes
S	14		Exposed Roots:	<input checked="" type="checkbox"/> No <input type="checkbox"/> Yes
SW			Epicormic growth:	<input checked="" type="checkbox"/> No <input type="checkbox"/> Yes
W	18		Shading Out:	<input checked="" type="checkbox"/> No <input type="checkbox"/> Yes
NW			Cavities: <input checked="" type="checkbox"/> None <input type="checkbox"/> Trunk <input type="checkbox"/> Branch	
CANOPY SPREAD (FEET):			Exfoliating Bark:	<input checked="" type="checkbox"/> No <input type="checkbox"/> Yes
PROPOSED ACTIONS			Water Pocket(s):	<input checked="" type="checkbox"/> No <input type="checkbox"/> Yes
Monitor for Progress: <input checked="" type="checkbox"/> Yes <input type="checkbox"/> No			Mechanical Damage:	<input type="checkbox"/> Trunk <input type="checkbox"/> Branch <input checked="" type="checkbox"/> None
Treat Infestations: <input type="checkbox"/> Yes <input type="checkbox"/> No			Canker/Galls:	<input type="checkbox"/> No <input checked="" type="checkbox"/> Yes
Remove Deadwood: <input type="checkbox"/> Yes <input type="checkbox"/> No			Fungus:	<input checked="" type="checkbox"/> No <input type="checkbox"/> Yes
Support Structure: <input type="checkbox"/> Yes <input type="checkbox"/> No			Vigor:	<input type="checkbox"/> Excellent <input checked="" type="checkbox"/> Average <input type="checkbox"/> Fair <input type="checkbox"/> Poor
IMPACTS & MITIGATIONS			Twig/ Branch Dieback:	<input type="checkbox"/> None <input checked="" type="checkbox"/> Minor <input type="checkbox"/> Moderate <input type="checkbox"/> Extensive
In Impacted Area: <input type="checkbox"/> Yes <input type="checkbox"/> No n/a			Leaf Size:	<input type="checkbox"/> Normal <input checked="" type="checkbox"/> Small
Proposed Land Use: n/a			Heart Rot:	<input checked="" type="checkbox"/> No <input type="checkbox"/> Yes
Impacts: n/a			Insects:	<input checked="" type="checkbox"/> Minor <input type="checkbox"/> Moderate <input type="checkbox"/> Extensive <input type="checkbox"/> None
Mitigations: n/a			Exudations:	<input checked="" type="checkbox"/> No <input type="checkbox"/> Yes

Comments & Notes: 1 trunk along ground, down slope to southerly direction

²⁰² Health: A = Outstanding; B = Above Average; C = Average; D = Below Average; F = Dead

²⁰³ Decurrent = Lacking Strong Central Leader. Excurrent = Strong Central Leader.

²⁰⁴ Aesthetic (compared to standard tree of same species) : A = nearly symmetrical, healthy tree – F = Dead

Trunk dbh must be 4" to be included – cumulative diameters. *Juglans nigra*; *Platanus racemosa*; *Umbellularia californica*; native *Quercus sp.* Except scrub oaks not protected.

TREE FIELD DATA WORKSHEET (City of L.A.)

LDC Project No. 10003-001

Survey Date: 3/17/11

Tree Number: 68

GENERAL CHARACTERISTICS				
Species: <input type="checkbox"/> <i>Q. agrifolia</i> <input type="checkbox"/> <i>Q. lobata</i>			Health Rating ²⁰⁵ : <input type="checkbox"/> A <input type="checkbox"/> B <input type="checkbox"/> C <input checked="" type="checkbox"/> D <input type="checkbox"/> F	
<input type="checkbox"/> <i>Ca. Sycamore</i> <input type="checkbox"/> <i>Ca. Bay</i> <input checked="" type="checkbox"/> <i>Ca. Black Walnut</i>			Form: <input checked="" type="checkbox"/> symmetric <input type="checkbox"/> minor asymmetry	
Trunk Count: 2 Height (ft.): 20			<input type="checkbox"/> major asymmetry <input type="checkbox"/> stump sprout	
Trunk DBH (in.): 8.5, 10			<input type="checkbox"/> stag-head	
Percent Canopy Cover: 70%			Crown Class ²⁰⁶ : <input checked="" type="checkbox"/> Decurrent <input type="checkbox"/> Excurrent	
Existing Terrain: <input type="checkbox"/> Flat <input checked="" type="checkbox"/> Slope			Age Class: <input type="checkbox"/> immature <input type="checkbox"/> semi-mature	
Aesthetic Rating ²⁰⁷ : <input type="checkbox"/> A <input type="checkbox"/> B <input checked="" type="checkbox"/> C <input type="checkbox"/> D <input type="checkbox"/> F			<input type="checkbox"/> mature <input checked="" type="checkbox"/> over-mature/senescent	
Overall Grade: <input type="checkbox"/> A <input type="checkbox"/> B <input type="checkbox"/> C <input checked="" type="checkbox"/> D <input type="checkbox"/> F			Heritage Tree: <input checked="" type="checkbox"/> No <input type="checkbox"/> Yes	
CANOPY CHARACTERISTICS			TREE HEALTH	
	Dripline Radius (Feet)	Canopy to Grade (Feet)	Wound Wood Development:	Excellent <input type="checkbox"/> Average <input checked="" type="checkbox"/> Poor <input type="checkbox"/> None <input type="checkbox"/>
N	22		Foliage Density:	<input checked="" type="checkbox"/> Normal <input type="checkbox"/> Sparse
NE			Weak crotches:	<input checked="" type="checkbox"/> No <input type="checkbox"/> Yes
E	21		Oak Pit Scale:	<input checked="" type="checkbox"/> No <input type="checkbox"/> Yes
SE			Mainstem dieback:	<input checked="" type="checkbox"/> No <input type="checkbox"/> Yes
S	16		Exposed Roots:	<input checked="" type="checkbox"/> No <input type="checkbox"/> Yes
SW			Epicormic growth:	<input type="checkbox"/> No <input checked="" type="checkbox"/> Yes
W	17		Shading Out:	<input checked="" type="checkbox"/> No <input type="checkbox"/> Yes
NW			Cavities: <input checked="" type="checkbox"/> None <input type="checkbox"/> Trunk <input type="checkbox"/> Branch	
CANOPY SPREAD (FEET):			Exfoliating Bark:	<input type="checkbox"/> No <input checked="" type="checkbox"/> Yes
PROPOSED ACTIONS			Water Pocket(s):	<input checked="" type="checkbox"/> No <input type="checkbox"/> Yes
Monitor for Progress: <input checked="" type="checkbox"/> Yes <input type="checkbox"/> No			Mechanical Damage:	<input type="checkbox"/> Trunk <input checked="" type="checkbox"/> Branch <input type="checkbox"/> None
Treat Infestations: <input type="checkbox"/> Yes <input type="checkbox"/> No			Canker/Galls:	<input type="checkbox"/> No <input checked="" type="checkbox"/> Yes
Remove Deadwood: <input type="checkbox"/> Yes <input type="checkbox"/> No			Fungus:	<input checked="" type="checkbox"/> No <input type="checkbox"/> Yes
Support Structure: <input type="checkbox"/> Yes <input type="checkbox"/> No			Vigor:	<input type="checkbox"/> Excellent <input checked="" type="checkbox"/> Average <input type="checkbox"/> Fair <input type="checkbox"/> Poor
IMPACTS & MITIGATIONS			Twig/ Branch Dieback:	<input type="checkbox"/> None <input checked="" type="checkbox"/> Minor <input type="checkbox"/> Moderate <input type="checkbox"/> Extensive
In Impacted Area: <input type="checkbox"/> Yes <input type="checkbox"/> No n/a			Leaf Size:	<input type="checkbox"/> Normal <input checked="" type="checkbox"/> Small
Proposed Land Use: n/a			Heart Rot:	<input checked="" type="checkbox"/> No <input type="checkbox"/> Yes
Impacts: n/a			Insects:	<input checked="" type="checkbox"/> Minor <input type="checkbox"/> Moderate <input type="checkbox"/> Extensive <input type="checkbox"/> None
Mitigations: n/a			Exudations:	<input checked="" type="checkbox"/> No <input type="checkbox"/> Yes

Comments & Notes: Measured at 4' due to low branching

²⁰⁵ Health: A = Outstanding; B = Above Average; C = Average; D = Below Average; F = Dead

²⁰⁶ Decurrent = Lacking Strong Central Leader. Excurrent = Strong Central Leader.

²⁰⁷ Aesthetic (compared to standard tree of same species) : A = nearly symmetrical, healthy tree – F = Dead

Trunk dbh must be 4" to be included – cumulative diameters. *Juglans nigra*; *Platanus racemosa*; *Umbellularia californica*; native *Quercus sp.* Except scrub oaks not protected.

Survey Date: 3/17/11

Tree Number: 69

GENERAL CHARACTERISTICS				
Species: <input type="checkbox"/> <i>Q. agrifolia</i> <input type="checkbox"/> <i>Q. lobata</i>			Health Rating ²⁰⁸ : <input type="checkbox"/> A <input type="checkbox"/> B <input type="checkbox"/> C <input checked="" type="checkbox"/> D <input type="checkbox"/> F	
<input type="checkbox"/> <i>Ca. Sycamore</i> <input type="checkbox"/> <i>Ca. Bay</i> <input checked="" type="checkbox"/> <i>Ca. Black Walnut</i>			Form: <input type="checkbox"/> symmetric <input type="checkbox"/> minor asymmetry	
Trunk Count: 1 Height (ft.): 13			<input checked="" type="checkbox"/> major asymmetry <input type="checkbox"/> stump sprout	
Trunk DBH (in.): 5.5			<input type="checkbox"/> stag-head	
Percent Canopy Cover: 80%			Crown Class ²⁰⁹ : <input checked="" type="checkbox"/> Decurrent <input type="checkbox"/> Excurrent	
Existing Terrain: <input type="checkbox"/> Flat <input checked="" type="checkbox"/> Slope			Age Class: <input type="checkbox"/> immature <input checked="" type="checkbox"/> semi-mature	
Aesthetic Rating ²¹⁰ : <input type="checkbox"/> A <input type="checkbox"/> B <input type="checkbox"/> C <input checked="" type="checkbox"/> D <input type="checkbox"/> F			<input type="checkbox"/> mature <input type="checkbox"/> over-mature/senescent	
Overall Grade: <input type="checkbox"/> A <input type="checkbox"/> B <input type="checkbox"/> C <input checked="" type="checkbox"/> D <input type="checkbox"/> F			Heritage Tree: <input checked="" type="checkbox"/> No <input type="checkbox"/> Yes	
CANOPY CHARACTERISTICS			TREE HEALTH	
	Dripline Radius (Feet)	Canopy to Grade (Feet)	Wound Wood Development:	Excellent <input type="checkbox"/> Average <input checked="" type="checkbox"/> Poor <input type="checkbox"/> None <input type="checkbox"/>
N	0		Foliage Density:	<input checked="" type="checkbox"/> Normal <input type="checkbox"/> Sparse
NE			Weak crotches:	<input checked="" type="checkbox"/> No <input type="checkbox"/> Yes
E	0		Oak Pit Scale:	<input checked="" type="checkbox"/> No <input type="checkbox"/> Yes
SE			Mainstem dieback:	<input checked="" type="checkbox"/> No <input type="checkbox"/> Yes
S	8		Exposed Roots:	<input checked="" type="checkbox"/> No <input type="checkbox"/> Yes
SW			Epicormic growth:	<input checked="" type="checkbox"/> No <input type="checkbox"/> Yes
W	16		Shading Out:	<input type="checkbox"/> No <input checked="" type="checkbox"/> Yes
NW			Cavities: <input type="checkbox"/> None <input checked="" type="checkbox"/> Trunk <input type="checkbox"/> Branch	
CANOPY SPREAD (FEET):			Exfoliating Bark:	<input checked="" type="checkbox"/> No <input type="checkbox"/> Yes
PROPOSED ACTIONS			Water Pocket(s):	<input checked="" type="checkbox"/> No <input type="checkbox"/> Yes
Monitor for Progress: <input checked="" type="checkbox"/> Yes <input type="checkbox"/> No			Mechanical Damage:	<input type="checkbox"/> Trunk <input type="checkbox"/> Branch <input checked="" type="checkbox"/> None
Treat Infestations: <input type="checkbox"/> Yes <input type="checkbox"/> No			Canker/Galls:	<input checked="" type="checkbox"/> No <input type="checkbox"/> Yes
Remove Deadwood: <input type="checkbox"/> Yes <input type="checkbox"/> No			Fungus:	<input type="checkbox"/> No <input checked="" type="checkbox"/> Yes
Support Structure: <input type="checkbox"/> Yes <input type="checkbox"/> No			Vigor:	<input type="checkbox"/> Excellent <input checked="" type="checkbox"/> Average <input type="checkbox"/> Fair <input type="checkbox"/> Poor
IMPACTS & MITIGATIONS			Twig/ Branch Dieback:	<input type="checkbox"/> None <input checked="" type="checkbox"/> Minor <input type="checkbox"/> Moderate <input type="checkbox"/> Extensive
In Impacted Area: <input type="checkbox"/> Yes <input type="checkbox"/> No n/a			Leaf Size:	<input checked="" type="checkbox"/> Normal <input type="checkbox"/> Small
Proposed Land Use: n/a			Heart Rot:	<input type="checkbox"/> No <input checked="" type="checkbox"/> Yes
Impacts: n/a			Insects:	<input checked="" type="checkbox"/> Minor <input type="checkbox"/> Moderate <input type="checkbox"/> Extensive <input type="checkbox"/> None
Mitigations: n/a			Exudations:	<input checked="" type="checkbox"/> No <input type="checkbox"/> Yes

Comments & Notes: 72.5' from power line power pole- NE corner;

²⁰⁸ Health: A =Outstanding; B = Above Average; C = Average; D = Below Average; F = Dead

²⁰⁹ Decurrent = Lacking Strong Central Leader. Excurrent = Strong Central Leader.

²¹⁰ Aesthetic (compared to standard tree of same species) : A = nearly symmetrical, healthy tree – F = Dead

Trunk dbh must be 4" to be included – cumulative diameters. *Juglans nigra*; *Platanus racemosa*; *Umbellularia californica*; native *Quercus sp.* Except scrub oaks not protected.

TREE FIELD DATA WORKSHEET (City of L.A.)

LDC Project No. 10003-001

Survey Date: 3/17/11

Tree Number: 70

GENERAL CHARACTERISTICS				
Species: <input type="checkbox"/> <i>Q. agrifolia</i> <input type="checkbox"/> <i>Q. lobata</i>			Health Rating ²¹¹ : <input type="checkbox"/> A <input type="checkbox"/> B <input type="checkbox"/> C <input checked="" type="checkbox"/> D <input type="checkbox"/> F	
<input type="checkbox"/> <i>Ca. Sycamore</i> <input type="checkbox"/> <i>Ca. Bay</i> <input checked="" type="checkbox"/> <i>Ca. Black Walnut</i>			Form: <input type="checkbox"/> symmetric <input type="checkbox"/> minor asymmetry	
Trunk Count: 1 Height (ft.): 18			<input checked="" type="checkbox"/> major asymmetry <input type="checkbox"/> stump sprout	
Trunk DBH (in.): 6			<input type="checkbox"/> stag-head	
Percent Canopy Cover: 80%			Crown Class ²¹² : <input checked="" type="checkbox"/> Decurrent <input type="checkbox"/> Excurrent	
Existing Terrain: <input type="checkbox"/> Flat <input checked="" type="checkbox"/> Slope			Age Class: <input type="checkbox"/> immature <input checked="" type="checkbox"/> semi-mature	
Aesthetic Rating ²¹³ : <input type="checkbox"/> A <input type="checkbox"/> B <input checked="" type="checkbox"/> C <input type="checkbox"/> D <input type="checkbox"/> F			<input type="checkbox"/> mature <input type="checkbox"/> over-mature/senescent	
Overall Grade: <input type="checkbox"/> A <input type="checkbox"/> B <input checked="" type="checkbox"/> C <input type="checkbox"/> D <input type="checkbox"/> F			Heritage Tree: <input checked="" type="checkbox"/> No <input type="checkbox"/> Yes	
CANOPY CHARACTERISTICS			TREE HEALTH	
	Dripline Radius (Feet)	Canopy to Grade (Feet)	Wound Wood Development:	Excellent <input type="checkbox"/> Average <input checked="" type="checkbox"/> Poor <input type="checkbox"/> None <input type="checkbox"/>
N	2		Foliage Density:	<input checked="" type="checkbox"/> Normal <input type="checkbox"/> Sparse
NE			Weak crotches:	<input checked="" type="checkbox"/> No <input type="checkbox"/> Yes
E	17		Oak Pit Scale:	<input checked="" type="checkbox"/> No <input type="checkbox"/> Yes
SE			Mainstem dieback:	<input type="checkbox"/> No <input checked="" type="checkbox"/> Yes
S	18		Exposed Roots:	<input checked="" type="checkbox"/> No <input type="checkbox"/> Yes
SW			Epicormic growth:	<input type="checkbox"/> No <input checked="" type="checkbox"/> Yes
W	3		Shading Out:	<input type="checkbox"/> No <input checked="" type="checkbox"/> Yes
NW			Cavities: <input type="checkbox"/> None	<input checked="" type="checkbox"/> Trunk <input type="checkbox"/> Branch
CANOPY SPREAD (FEET):			Exfoliating Bark:	<input checked="" type="checkbox"/> No <input type="checkbox"/> Yes
PROPOSED ACTIONS			Water Pocket(s):	<input type="checkbox"/> No <input checked="" type="checkbox"/> Yes
Monitor for Progress:			Mechanical Damage:	<input type="checkbox"/> Trunk <input type="checkbox"/> Branch <input checked="" type="checkbox"/> None
Treat Infestations:			Canker/Galls:	<input type="checkbox"/> No <input checked="" type="checkbox"/> Yes
Remove Deadwood:			Fungus:	<input checked="" type="checkbox"/> No <input type="checkbox"/> Yes
Support Structure:			Vigor:	<input type="checkbox"/> Excellent <input checked="" type="checkbox"/> Average <input type="checkbox"/> Fair <input type="checkbox"/> Poor
IMPACTS & MITIGATIONS			Twig/ Branch Dieback:	<input type="checkbox"/> None <input checked="" type="checkbox"/> Minor <input type="checkbox"/> Moderate <input type="checkbox"/> Extensive
In Impacted Area: <input type="checkbox"/> Yes <input type="checkbox"/> No n/a			Leaf Size:	<input checked="" type="checkbox"/> Normal <input type="checkbox"/> Small
Proposed Land Use: n/a			Heart Rot:	<input type="checkbox"/> No <input checked="" type="checkbox"/> Yes
Impacts: n/a			Insects:	<input checked="" type="checkbox"/> Minor <input type="checkbox"/> Moderate <input type="checkbox"/> Extensive <input type="checkbox"/> None
Mitigations: n/a			Exudations:	<input checked="" type="checkbox"/> No <input type="checkbox"/> Yes

Comments & Notes:

²¹¹ Health: A =Outstanding; B = Above Average; C = Average; D = Below Average; F = Dead

²¹² Decurrent = Lacking Strong Central Leader. Excurrent = Strong Central Leader.

²¹³ Aesthetic (compared to standard tree of same species) : A = nearly symmetrical, healthy tree – F = Dead

Trunk dbh must be 4" to be included – cumulative diameters. *Juglans nigra*; *Platanus racemosa*; *Umbellularia californica*; native *Quercus sp.* Except scrub oaks not protected.

Survey Date: 3/17/11

Tree Number: 71

GENERAL CHARACTERISTICS				
Species: <input type="checkbox"/> <i>Q. agrifolia</i> <input type="checkbox"/> <i>Q. lobata</i>			Health Rating ²¹⁴ : <input type="checkbox"/> A <input type="checkbox"/> B <input type="checkbox"/> C <input checked="" type="checkbox"/> D <input type="checkbox"/> F	
<input type="checkbox"/> <i>Ca. Sycamore</i> <input type="checkbox"/> <i>Ca. Bay</i> <input checked="" type="checkbox"/> <i>Ca. Black Walnut</i>			Form: <input type="checkbox"/> symmetric <input type="checkbox"/> minor asymmetry	
Trunk Count: 1 Height (ft.): 10			<input checked="" type="checkbox"/> major asymmetry <input type="checkbox"/> stump sprout	
Trunk DBH (in.): 4.5			<input type="checkbox"/> stag-head	
Percent Canopy Cover: 65%			Crown Class ²¹⁵ : <input checked="" type="checkbox"/> Decurrent <input type="checkbox"/> Excurrent	
Existing Terrain: <input type="checkbox"/> Flat <input checked="" type="checkbox"/> Slope			Age Class: <input type="checkbox"/> immature <input checked="" type="checkbox"/> semi-mature	
Aesthetic Rating ²¹⁶ : <input type="checkbox"/> A <input type="checkbox"/> B <input type="checkbox"/> C <input checked="" type="checkbox"/> D <input type="checkbox"/> F			<input type="checkbox"/> mature <input type="checkbox"/> over-mature/senescent	
Overall Grade: <input type="checkbox"/> A <input type="checkbox"/> B <input type="checkbox"/> C <input checked="" type="checkbox"/> D <input type="checkbox"/> F			Heritage Tree: <input checked="" type="checkbox"/> No <input type="checkbox"/> Yes	
CANOPY CHARACTERISTICS			TREE HEALTH	
	Dripline Radius (Feet)	Canopy to Grade (Feet)	Wound Wood Development:	Excellent <input type="checkbox"/> Average <input checked="" type="checkbox"/> Poor <input type="checkbox"/> None <input type="checkbox"/>
N	0		Foliage Density:	<input checked="" type="checkbox"/> Normal <input type="checkbox"/> Sparse
NE			Weak crotches:	<input checked="" type="checkbox"/> No <input type="checkbox"/> Yes
E	0		Oak Pit Scale:	<input checked="" type="checkbox"/> No <input type="checkbox"/> Yes
SE			Mainstem dieback:	<input checked="" type="checkbox"/> No <input type="checkbox"/> Yes
S	15		Exposed Roots:	<input checked="" type="checkbox"/> No <input type="checkbox"/> Yes
SW			Epicormic growth:	<input type="checkbox"/> No <input checked="" type="checkbox"/> Yes
W	0		Shading Out:	<input type="checkbox"/> No <input checked="" type="checkbox"/> Yes
NW			Cavities: <input checked="" type="checkbox"/> None	<input type="checkbox"/> Trunk <input type="checkbox"/> Branch
CANOPY SPREAD (FEET):			Exfoliating Bark:	<input checked="" type="checkbox"/> No <input type="checkbox"/> Yes
PROPOSED ACTIONS			Water Pocket(s):	<input checked="" type="checkbox"/> No <input type="checkbox"/> Yes
Monitor for Progress: <input checked="" type="checkbox"/> Yes <input type="checkbox"/> No			Mechanical Damage:	<input checked="" type="checkbox"/> Trunk <input checked="" type="checkbox"/> Branch <input type="checkbox"/> None
Treat Infestations: <input type="checkbox"/> Yes <input type="checkbox"/> No			Canker/Galls:	<input type="checkbox"/> No <input checked="" type="checkbox"/> Yes
Remove Deadwood: <input type="checkbox"/> Yes <input type="checkbox"/> No			Fungus:	<input checked="" type="checkbox"/> No <input type="checkbox"/> Yes
Support Structure: <input type="checkbox"/> Yes <input type="checkbox"/> No			Vigor:	<input type="checkbox"/> Excellent <input checked="" type="checkbox"/> Average <input type="checkbox"/> Fair <input type="checkbox"/> Poor
IMPACTS & MITIGATIONS			Twig/ Branch Dieback:	<input type="checkbox"/> None <input checked="" type="checkbox"/> Minor <input type="checkbox"/> Moderate <input type="checkbox"/> Extensive
In Impacted Area: <input type="checkbox"/> Yes <input type="checkbox"/> No n/a			Leaf Size:	<input checked="" type="checkbox"/> Normal <input type="checkbox"/> Small
Proposed Land Use: n/a			Heart Rot:	<input type="checkbox"/> No <input checked="" type="checkbox"/> Yes
Impacts: n/a			Insects:	<input checked="" type="checkbox"/> Minor <input type="checkbox"/> Moderate <input type="checkbox"/> Extensive <input type="checkbox"/> None
Mitigations: n/a			Exudations:	<input checked="" type="checkbox"/> No <input type="checkbox"/> Yes

Comments & Notes: Leans to southerly direction

²¹⁴ Health: A = Outstanding; B = Above Average; C = Average; D = Below Average; F = Dead

²¹⁵ Decurrent = Lacking Strong Central Leader. Excurrent = Strong Central Leader.

²¹⁶ Aesthetic (compared to standard tree of same species) : A = nearly symmetrical, healthy tree – F = Dead

Trunk dbh must be 4" to be included – cumulative diameters. *Juglans nigra*; *Platanus racemosa*; *Umbellularia californica*; native *Quercus sp.* Except scrub oaks not protected.

TREE FIELD DATA WORKSHEET (City of L.A.)

LDC Project No. 10003-001

Survey Date: 3/17/11

Tree Number: 72

GENERAL CHARACTERISTICS			TREE HEALTH		
Species: <input type="checkbox"/> <i>Q. agrifolia</i> <input type="checkbox"/> <i>Q. lobata</i>			Health Rating ²¹⁷ : <input type="checkbox"/> A <input type="checkbox"/> B <input type="checkbox"/> C <input checked="" type="checkbox"/> D <input type="checkbox"/> F		
<input type="checkbox"/> <i>Ca. Sycamore</i> <input type="checkbox"/> <i>Ca. Bay</i> <input checked="" type="checkbox"/> <i>Ca. Black Walnut</i>			Form: <input checked="" type="checkbox"/> symmetric <input type="checkbox"/> minor asymmetry		
Trunk Count: 2 Height (ft.): 12			<input type="checkbox"/> major asymmetry <input type="checkbox"/> stump sprout		
Trunk DBH (in.): 2, 2.5			<input type="checkbox"/> stag-head		
Percent Canopy Cover: 90%			Crown Class ²¹⁸ : <input checked="" type="checkbox"/> Decurrent <input type="checkbox"/> Excurrent		
Existing Terrain: <input type="checkbox"/> Flat <input checked="" type="checkbox"/> Slope			Age Class: <input checked="" type="checkbox"/> immature <input type="checkbox"/> semi-mature		
Aesthetic Rating ²¹⁹ : <input type="checkbox"/> A <input type="checkbox"/> B <input type="checkbox"/> C <input checked="" type="checkbox"/> D <input type="checkbox"/> F			<input type="checkbox"/> mature <input type="checkbox"/> over-mature/senescent		
Overall Grade: <input type="checkbox"/> A <input type="checkbox"/> B <input type="checkbox"/> C <input checked="" type="checkbox"/> D <input type="checkbox"/> F			Heritage Tree: <input checked="" type="checkbox"/> No <input type="checkbox"/> Yes		
CANOPY CHARACTERISTICS			TREE HEALTH		
	Dripline Radius (Feet)	Canopy to Grade (Feet)	Wound Wood Development:	Excellent <input type="checkbox"/> Average <input checked="" type="checkbox"/>	Poor <input type="checkbox"/> None <input type="checkbox"/>
N	13		Foliage Density:	<input checked="" type="checkbox"/> Normal <input type="checkbox"/> Sparse	
NE			Weak crotches:	<input checked="" type="checkbox"/> No <input type="checkbox"/> Yes	
E	0		Oak Pit Scale:	<input checked="" type="checkbox"/> No <input type="checkbox"/> Yes	
SE			Mainstem dieback:	<input checked="" type="checkbox"/> No <input type="checkbox"/> Yes	
S	13		Exposed Roots:	<input checked="" type="checkbox"/> No <input type="checkbox"/> Yes	
SW			Epicormic growth:	<input type="checkbox"/> No <input checked="" type="checkbox"/> Yes	
W	7		Shading Out:	<input type="checkbox"/> No <input checked="" type="checkbox"/> Yes	
NW			Cavities: <input checked="" type="checkbox"/> None	<input type="checkbox"/> Trunk <input type="checkbox"/> Branch	
CANOPY SPREAD (FEET):			Exfoliating Bark:	<input checked="" type="checkbox"/> No <input type="checkbox"/> Yes	
PROPOSED ACTIONS			Water Pocket(s):	<input checked="" type="checkbox"/> No <input type="checkbox"/> Yes	
Monitor for Progress: <input checked="" type="checkbox"/> Yes <input type="checkbox"/> No			Mechanical Damage:	<input type="checkbox"/> Trunk <input checked="" type="checkbox"/> Branch	
Treat Infestations: <input type="checkbox"/> Yes <input type="checkbox"/> No			<input type="checkbox"/> None		
Remove Deadwood: <input type="checkbox"/> Yes <input type="checkbox"/> No			Canker/Galls:	<input type="checkbox"/> No <input checked="" type="checkbox"/> Yes	
Support Structure: <input type="checkbox"/> Yes <input type="checkbox"/> No			Fungus:	<input checked="" type="checkbox"/> No <input type="checkbox"/> Yes	
IMPACTS & MITIGATIONS			Vigor:	<input type="checkbox"/> Excellent <input checked="" type="checkbox"/> Average	
In Impacted Area: <input type="checkbox"/> Yes <input type="checkbox"/> No n/a			<input type="checkbox"/> Fair <input type="checkbox"/> Poor		
Proposed Land Use: n/a			Twig/ Branch Dieback:	<input type="checkbox"/> None <input checked="" type="checkbox"/> Minor	
Impacts: n/a			<input type="checkbox"/> Moderate <input type="checkbox"/> Extensive		
Mitigations: n/a			Leaf Size:	<input checked="" type="checkbox"/> Normal <input type="checkbox"/> Small	
			Heart Rot:	<input checked="" type="checkbox"/> No <input type="checkbox"/> Yes	
			Insects:	<input checked="" type="checkbox"/> Minor <input type="checkbox"/> Moderate	
			<input type="checkbox"/> Extensive <input type="checkbox"/> None		
			Exudations:	<input checked="" type="checkbox"/> No <input type="checkbox"/> Yes	

Comments & Notes:

²¹⁷ Health: A =Outstanding; B = Above Average; C = Average; D = Below Average; F = Dead

²¹⁸ Decurrent = Lacking Strong Central Leader. Excurrent = Strong Central Leader.

²¹⁹ Aesthetic (compared to standard tree of same species) : A = nearly symmetrical, healthy tree – F = Dead

Trunk dbh must be 4" to be included – cumulative diameters. *Juglans nigra*; *Platanus racemosa*; *Umbellularia californica*; native *Quercus sp.* Except scrub oaks not protected.

Survey Date: 3/17/11

Tree Number: 73

GENERAL CHARACTERISTICS				
Species: <input type="checkbox"/> <i>Q. agrifolia</i> <input type="checkbox"/> <i>Q. lobata</i>			Health Rating ²²⁰ : <input type="checkbox"/> A <input type="checkbox"/> B <input type="checkbox"/> C <input checked="" type="checkbox"/> D <input type="checkbox"/> F	
<input type="checkbox"/> <i>Ca. Sycamore</i> <input type="checkbox"/> <i>Ca. Bay</i> <input checked="" type="checkbox"/> <i>Ca. Black Walnut</i>			Form: <input type="checkbox"/> symmetric <input type="checkbox"/> minor asymmetry	
Trunk Count: 2 Height (ft.): 11			<input checked="" type="checkbox"/> major asymmetry <input type="checkbox"/> stump sprout	
Trunk DBH (in.): 5, 2.5			<input type="checkbox"/> stag-head	
Percent Canopy Cover: 65%			Crown Class ²²¹ : <input checked="" type="checkbox"/> Decurrent <input type="checkbox"/> Excurrent	
Existing Terrain: <input type="checkbox"/> Flat <input checked="" type="checkbox"/> Slope			Age Class: <input checked="" type="checkbox"/> immature <input type="checkbox"/> semi-mature	
Aesthetic Rating ²²² : <input type="checkbox"/> A <input type="checkbox"/> B <input type="checkbox"/> C <input checked="" type="checkbox"/> D <input type="checkbox"/> F			<input type="checkbox"/> mature <input type="checkbox"/> over-mature/senescent	
Overall Grade: <input type="checkbox"/> A <input type="checkbox"/> B <input type="checkbox"/> C <input checked="" type="checkbox"/> D <input type="checkbox"/> F			Heritage Tree: <input checked="" type="checkbox"/> No <input type="checkbox"/> Yes	
CANOPY CHARACTERISTICS			TREE HEALTH	
	Dripline Radius (Feet)	Canopy to Grade (Feet)	Wound Wood Development:	Excellent <input type="checkbox"/> Average <input checked="" type="checkbox"/> Poor <input type="checkbox"/> None <input type="checkbox"/>
N	0		Foliage Density:	<input checked="" type="checkbox"/> Normal <input type="checkbox"/> Sparse
NE			Weak crotches:	<input checked="" type="checkbox"/> No <input type="checkbox"/> Yes
E	7		Oak Pit Scale:	<input checked="" type="checkbox"/> No <input type="checkbox"/> Yes
SE			Mainstem dieback:	<input checked="" type="checkbox"/> No <input type="checkbox"/> Yes
S	4		Exposed Roots:	<input checked="" type="checkbox"/> No <input type="checkbox"/> Yes
SW			Epicormic growth:	<input type="checkbox"/> No <input checked="" type="checkbox"/> Yes
W	0		Shading Out:	<input type="checkbox"/> No <input checked="" type="checkbox"/> Yes
NW			Cavities: <input type="checkbox"/> None <input checked="" type="checkbox"/> Trunk <input checked="" type="checkbox"/> Branch	
CANOPY SPREAD (FEET):			Exfoliating Bark:	<input checked="" type="checkbox"/> No <input type="checkbox"/> Yes
PROPOSED ACTIONS			Water Pocket(s):	<input checked="" type="checkbox"/> No <input type="checkbox"/> Yes
Monitor for Progress: <input checked="" type="checkbox"/> Yes <input type="checkbox"/> No			Mechanical Damage:	<input type="checkbox"/> Trunk <input checked="" type="checkbox"/> Branch <input type="checkbox"/> None
Treat Infestations: <input type="checkbox"/> Yes <input type="checkbox"/> No			Canker/Galls:	<input type="checkbox"/> No <input checked="" type="checkbox"/> Yes
Remove Deadwood: <input type="checkbox"/> Yes <input type="checkbox"/> No			Fungus:	<input checked="" type="checkbox"/> No <input type="checkbox"/> Yes
Support Structure: <input type="checkbox"/> Yes <input type="checkbox"/> No			Vigor:	<input type="checkbox"/> Excellent <input checked="" type="checkbox"/> Average <input type="checkbox"/> Fair <input type="checkbox"/> Poor
IMPACTS & MITIGATIONS			Twig/ Branch Dieback:	<input type="checkbox"/> None <input checked="" type="checkbox"/> Minor <input type="checkbox"/> Moderate <input type="checkbox"/> Extensive
In Impacted Area: <input type="checkbox"/> Yes <input type="checkbox"/> No n/a			Leaf Size:	<input checked="" type="checkbox"/> Normal <input type="checkbox"/> Small
Proposed Land Use: n/a			Heart Rot:	<input type="checkbox"/> No <input checked="" type="checkbox"/> Yes
Impacts: n/a			Insects:	<input type="checkbox"/> Minor <input checked="" type="checkbox"/> Moderate <input type="checkbox"/> Extensive <input type="checkbox"/> None
Mitigations: n/a			Exudations:	<input checked="" type="checkbox"/> No <input type="checkbox"/> Yes

Comments & Notes: Base exposed with cavity and heart rot- sprout at base.

²²⁰ Health: A =Outstanding; B = Above Average; C = Average; D = Below Average; F = Dead

²²¹ Decurrent = Lacking Strong Central Leader. Excurrent = Strong Central Leader.

²²² Aesthetic (compared to standard tree of same species) : A = nearly symmetrical, healthy tree – F = Dead

Trunk dbh must be 4" to be included – cumulative diameters. *Juglans nigra*; *Platanus racemosa*; *Umbellularia californica*; native *Quercus sp.* Except scrub oaks not protected.

TREE FIELD DATA WORKSHEET (City of L.A.)

LDC Project No. 10003-001

Survey Date: 3/17/11

Tree Number: 74

GENERAL CHARACTERISTICS					
Species: <input type="checkbox"/> <i>Q. agrifolia</i> <input type="checkbox"/> <i>Q. lobata</i>			Health Rating ²²³ : <input type="checkbox"/> A <input type="checkbox"/> B <input type="checkbox"/> C <input checked="" type="checkbox"/> D <input type="checkbox"/> F		
<input type="checkbox"/> <i>Ca. Sycamore</i> <input type="checkbox"/> <i>Ca. Bay</i> <input checked="" type="checkbox"/> <i>Ca. Black Walnut</i>			Form: <input checked="" type="checkbox"/> symmetric <input type="checkbox"/> minor asymmetry		
Trunk Count: 2 Height (ft.): 18			<input type="checkbox"/> major asymmetry <input type="checkbox"/> stump sprout		
Trunk DBH (in.): 6, 4.5			<input type="checkbox"/> stag-head		
Percent Canopy Cover: 60%			Crown Class ²²⁴ : <input checked="" type="checkbox"/> Decurrent <input type="checkbox"/> Excurrent		
Existing Terrain: <input type="checkbox"/> Flat <input checked="" type="checkbox"/> Slope			Age Class: <input type="checkbox"/> immature <input checked="" type="checkbox"/> semi-mature		
Aesthetic Rating ²²⁵ : <input type="checkbox"/> A <input type="checkbox"/> B <input type="checkbox"/> C <input checked="" type="checkbox"/> D <input type="checkbox"/> F			<input type="checkbox"/> mature <input type="checkbox"/> over-mature/senescent		
Overall Grade: <input type="checkbox"/> A <input type="checkbox"/> B <input type="checkbox"/> C <input checked="" type="checkbox"/> D <input type="checkbox"/> F			Heritage Tree: <input checked="" type="checkbox"/> No <input type="checkbox"/> Yes		
CANOPY CHARACTERISTICS			TREE HEALTH		
	Dripline Radius (Feet)	Canopy to Grade (Feet)	Wound Wood Development:	Excellent <input type="checkbox"/> Average <input checked="" type="checkbox"/>	Poor <input type="checkbox"/> None <input type="checkbox"/>
N	12		Foliage Density:	<input checked="" type="checkbox"/> Normal <input type="checkbox"/> Sparse	
NE			Weak crotches:	<input checked="" type="checkbox"/> No <input type="checkbox"/> Yes	
E	10		Oak Pit Scale:	<input checked="" type="checkbox"/> No <input type="checkbox"/> Yes	
SE			Mainstem dieback:	<input checked="" type="checkbox"/> No <input type="checkbox"/> Yes	
S	13		Exposed Roots:	<input checked="" type="checkbox"/> No <input type="checkbox"/> Yes	
SW			Epicormic growth:	<input type="checkbox"/> No <input checked="" type="checkbox"/> Yes	
W	16		Shading Out:	<input checked="" type="checkbox"/> No <input type="checkbox"/> Yes	
NW			Cavities: <input type="checkbox"/> None	<input checked="" type="checkbox"/> Trunk <input checked="" type="checkbox"/> Branch	
CANOPY SPREAD (FEET):			Exfoliating Bark:	<input checked="" type="checkbox"/> No <input type="checkbox"/> Yes	
PROPOSED ACTIONS			Water Pocket(s):	<input type="checkbox"/> No <input checked="" type="checkbox"/> Yes	
Monitor for Progress:	<input checked="" type="checkbox"/> Yes <input type="checkbox"/> No		Mechanical Damage:	<input type="checkbox"/> Trunk <input checked="" type="checkbox"/> Branch	<input type="checkbox"/> None
Treat Infestations:	<input type="checkbox"/> Yes <input type="checkbox"/> No		Canker/Galls:	<input type="checkbox"/> No <input checked="" type="checkbox"/> Yes	
Remove Deadwood:	<input type="checkbox"/> Yes <input type="checkbox"/> No		Fungus:	<input checked="" type="checkbox"/> No <input type="checkbox"/> Yes	
Support Structure:	<input type="checkbox"/> Yes <input type="checkbox"/> No		Vigor:	<input type="checkbox"/> Excellent <input type="checkbox"/> Average	<input checked="" type="checkbox"/> Fair <input type="checkbox"/> Poor
IMPACTS & MITIGATIONS			Twig/ Branch Dieback:	<input type="checkbox"/> None <input type="checkbox"/> Minor	<input checked="" type="checkbox"/> Moderate <input type="checkbox"/> Extensive
In Impacted Area:	<input type="checkbox"/> Yes <input type="checkbox"/> No n/a		Leaf Size:	<input type="checkbox"/> Normal <input checked="" type="checkbox"/> Small	
Proposed Land Use:	n/a		Heart Rot:	<input type="checkbox"/> No <input checked="" type="checkbox"/> Yes	
Impacts:	n/a		Insects:	<input type="checkbox"/> Minor <input checked="" type="checkbox"/> Moderate	<input type="checkbox"/> Extensive <input type="checkbox"/> None
Mitigations:	n/a		Exudations:	<input checked="" type="checkbox"/> No <input type="checkbox"/> Yes	

Comments & Notes:

²²³ Health: A =Outstanding; B = Above Average; C = Average; D = Below Average; F = Dead

²²⁴ Decurrent = Lacking Strong Central Leader. Excurrent = Strong Central Leader.

²²⁵ Aesthetic (compared to standard tree of same species) : A = nearly symmetrical, healthy tree – F = Dead

Trunk dbh must be 4" to be included – cumulative diameters. *Juglans nigra*; *Platanus racemosa*; *Umbellularia californica*; native *Quercus sp.* Except scrub oaks not protected.

Survey Date: 3/17/11

Tree Number: 75

GENERAL CHARACTERISTICS				
Species: <input type="checkbox"/> <i>Q. agrifolia</i> <input type="checkbox"/> <i>Q. lobata</i>			Health Rating ²²⁶ : <input type="checkbox"/> A <input type="checkbox"/> B <input type="checkbox"/> C <input checked="" type="checkbox"/> D <input type="checkbox"/> F	
<input type="checkbox"/> <i>Ca. Sycamore</i> <input type="checkbox"/> <i>Ca. Bay</i> <input checked="" type="checkbox"/> <i>Ca. Black Walnut</i>			Form: <input type="checkbox"/> symmetric <input type="checkbox"/> minor asymmetry	
Trunk Count: 6 Height (ft.): 30(fallen over)			<input checked="" type="checkbox"/> major asymmetry <input type="checkbox"/> stump sprout	
Trunk DBH (in.): 12, 9, 4.5, 9, 9.5, 6.5			<input type="checkbox"/> stag-head	
Percent Canopy Cover: 90%			Crown Class ²²⁷ : <input checked="" type="checkbox"/> Decurrent <input type="checkbox"/> Excurrent	
Existing Terrain: <input type="checkbox"/> Flat <input checked="" type="checkbox"/> Slope			Age Class: <input type="checkbox"/> immature <input type="checkbox"/> semi-mature	
Aesthetic Rating ²²⁸ : <input type="checkbox"/> A <input type="checkbox"/> B <input type="checkbox"/> C <input checked="" type="checkbox"/> D <input type="checkbox"/> F			<input type="checkbox"/> mature <input checked="" type="checkbox"/> over-mature/senescent	
Overall Grade: <input type="checkbox"/> A <input type="checkbox"/> B <input type="checkbox"/> C <input checked="" type="checkbox"/> D <input type="checkbox"/> F			Heritage Tree: <input checked="" type="checkbox"/> No <input type="checkbox"/> Yes	
CANOPY CHARACTERISTICS			TREE HEALTH	
	Dripline Radius (Feet)	Canopy to Grade (Feet)	Wound Wood Development:	Excellent <input type="checkbox"/> Average <input checked="" type="checkbox"/> Poor <input type="checkbox"/> None <input type="checkbox"/>
N	25		Foliage Density:	<input checked="" type="checkbox"/> Normal <input type="checkbox"/> Sparse
NE			Weak crotches:	<input type="checkbox"/> No <input checked="" type="checkbox"/> Yes
E	14		Oak Pit Scale:	<input checked="" type="checkbox"/> No <input type="checkbox"/> Yes
SE			Mainstem dieback:	<input type="checkbox"/> No <input checked="" type="checkbox"/> Yes
S	10		Exposed Roots:	<input type="checkbox"/> No <input checked="" type="checkbox"/> Yes
SW			Epicormic growth:	<input type="checkbox"/> No <input checked="" type="checkbox"/> Yes
W	35		Shading Out:	<input checked="" type="checkbox"/> No <input type="checkbox"/> Yes
NW			Cavities: <input type="checkbox"/> None	<input checked="" type="checkbox"/> Trunk <input checked="" type="checkbox"/> Branch
CANOPY SPREAD (FEET):			Exfoliating Bark:	<input type="checkbox"/> No <input checked="" type="checkbox"/> Yes
PROPOSED ACTIONS			Water Pocket(s):	<input type="checkbox"/> No <input checked="" type="checkbox"/> Yes
Monitor for Progress:			Mechanical Damage:	<input type="checkbox"/> Trunk <input type="checkbox"/> Branch <input checked="" type="checkbox"/> None
Treat Infestations:			Canker/Galls:	<input type="checkbox"/> No <input checked="" type="checkbox"/> Yes
Remove Deadwood:			Fungus:	<input checked="" type="checkbox"/> No <input type="checkbox"/> Yes
Support Structure:			Vigor:	<input type="checkbox"/> Excellent <input checked="" type="checkbox"/> Average <input type="checkbox"/> Fair <input type="checkbox"/> Poor
IMPACTS & MITIGATIONS			Twig/ Branch Dieback:	<input type="checkbox"/> None <input type="checkbox"/> Minor <input checked="" type="checkbox"/> Moderate <input type="checkbox"/> Extensive
In Impacted Area: <input type="checkbox"/> Yes <input type="checkbox"/> No n/a			Leaf Size:	<input checked="" type="checkbox"/> Normal <input type="checkbox"/> Small
Proposed Land Use: n/a			Heart Rot:	<input type="checkbox"/> No <input checked="" type="checkbox"/> Yes
Impacts: n/a			Insects:	<input type="checkbox"/> Minor <input checked="" type="checkbox"/> Moderate <input type="checkbox"/> Extensive <input type="checkbox"/> None
Mitigations: n/a			Exudations:	<input checked="" type="checkbox"/> No <input type="checkbox"/> Yes

Comments & Notes: Tagged on NE side for visibility; fallen over to NW-tree still thriving- sprouts from base; underside of tree is exposed with heart rot. Approx. 10 1"-2" size sprouts all over the main trunk; 1 dead trunk.

²²⁶ Health: A = Outstanding; B = Above Average; C = Average; D = Below Average; F = Dead

²²⁷ Decurrent = Lacking Strong Central Leader. Excurrent = Strong Central Leader.

²²⁸ Aesthetic (compared to standard tree of same species) : A = nearly symmetrical, healthy tree – F = Dead

Trunk dbh must be 4" to be included – cumulative diameters. *Juglans nigra*; *Platanus racemosa*; *Umbellularia californica*; native *Quercus sp.* Except scrub oaks not protected.

Survey Date: 3/17/11

Tree Number: 76

GENERAL CHARACTERISTICS				
Species: <input type="checkbox"/> <i>Q. agrifolia</i> <input type="checkbox"/> <i>Q. lobata</i>			Health Rating ²²⁹ : <input type="checkbox"/> A <input type="checkbox"/> B <input type="checkbox"/> C <input checked="" type="checkbox"/> D <input type="checkbox"/> F	
<input type="checkbox"/> <i>Ca. Sycamore</i> <input type="checkbox"/> <i>Ca. Bay</i> <input checked="" type="checkbox"/> <i>Ca. Black Walnut</i>			Form: <input type="checkbox"/> symmetric <input type="checkbox"/> minor asymmetry	
Trunk Count: 2 Height (ft.): 14			<input type="checkbox"/> major asymmetry <input type="checkbox"/> stump sprout	
Trunk DBH (in.): 3.5, 3			<input type="checkbox"/> stag-head	
Percent Canopy Cover: 95%			Crown Class ²³⁰ : <input checked="" type="checkbox"/> Decurrent <input type="checkbox"/> Excurrent	
Existing Terrain: <input type="checkbox"/> Flat <input checked="" type="checkbox"/> Slope			Age Class: <input checked="" type="checkbox"/> immature <input type="checkbox"/> semi-mature	
Aesthetic Rating ²³¹ : <input type="checkbox"/> A <input checked="" type="checkbox"/> B <input type="checkbox"/> C <input type="checkbox"/> D <input type="checkbox"/> F			<input type="checkbox"/> mature <input type="checkbox"/> over-mature/senescent	
Overall Grade: <input type="checkbox"/> A <input type="checkbox"/> B <input type="checkbox"/> C <input checked="" type="checkbox"/> D <input type="checkbox"/> F			Heritage Tree: <input checked="" type="checkbox"/> No <input type="checkbox"/> Yes	
CANOPY CHARACTERISTICS			TREE HEALTH	
	Dripline Radius (Feet)	Canopy to Grade (Feet)	Wound Wood Development:	Excellent <input type="checkbox"/> Average <input checked="" type="checkbox"/> Poor <input type="checkbox"/> None <input type="checkbox"/>
N	11		Foliage Density:	<input checked="" type="checkbox"/> Normal <input type="checkbox"/> Sparse
NE			Weak crotches:	<input checked="" type="checkbox"/> No <input type="checkbox"/> Yes
E	13		Oak Pit Scale:	<input checked="" type="checkbox"/> No <input type="checkbox"/> Yes
SE			Mainstem dieback:	<input checked="" type="checkbox"/> No <input type="checkbox"/> Yes
S	14		Exposed Roots:	<input checked="" type="checkbox"/> No <input type="checkbox"/> Yes
SW			Epicormic growth:	<input checked="" type="checkbox"/> No <input type="checkbox"/> Yes
W	10		Shading Out:	<input type="checkbox"/> No <input checked="" type="checkbox"/> Yes
NW			Cavities: <input checked="" type="checkbox"/> None	<input type="checkbox"/> Trunk <input type="checkbox"/> Branch
CANOPY SPREAD (FEET):			Exfoliating Bark:	<input checked="" type="checkbox"/> No <input type="checkbox"/> Yes
PROPOSED ACTIONS			Water Pocket(s):	<input checked="" type="checkbox"/> No <input type="checkbox"/> Yes
Monitor for Progress:			Mechanical Damage:	<input checked="" type="checkbox"/> Trunk <input checked="" type="checkbox"/> Branch <input type="checkbox"/> None
Treat Infestations:			Canker/Galls:	<input type="checkbox"/> No <input checked="" type="checkbox"/> Yes
Remove Deadwood:			Fungus:	<input checked="" type="checkbox"/> No <input type="checkbox"/> Yes
Support Structure:			Vigor:	<input type="checkbox"/> Excellent <input checked="" type="checkbox"/> Average <input type="checkbox"/> Fair <input type="checkbox"/> Poor
IMPACTS & MITIGATIONS			Twig/ Branch Dieback:	<input type="checkbox"/> None <input checked="" type="checkbox"/> Minor <input type="checkbox"/> Moderate <input type="checkbox"/> Extensive
In Impacted Area: <input type="checkbox"/> Yes <input type="checkbox"/> No n/a			Leaf Size:	<input type="checkbox"/> Normal <input checked="" type="checkbox"/> Small
Proposed Land Use: n/a			Heart Rot:	<input type="checkbox"/> No <input checked="" type="checkbox"/> Yes
Impacts: n/a			Insects:	<input checked="" type="checkbox"/> Minor <input type="checkbox"/> Moderate <input type="checkbox"/> Extensive <input type="checkbox"/> None
Mitigations: n/a			Exudations:	<input checked="" type="checkbox"/> No <input type="checkbox"/> Yes

Comments & Notes: Scrapes on trunk, branches cut.

²²⁹ Health: A = Outstanding; B = Above Average; C = Average; D = Below Average; F = Dead

²³⁰ Decurrent = Lacking Strong Central Leader. Excurrent = Strong Central Leader.

²³¹ Aesthetic (compared to standard tree of same species) : A = nearly symmetrical, healthy tree – F = Dead

Trunk dbh must be 4" to be included – cumulative diameters. *Juglans nigra*; *Platanus racemosa*; *Umbellularia californica*; native *Quercus sp.* Except scrub oaks not protected.

TREE FIELD DATA WORKSHEET (City of L.A.)

LDC Project No. 10003-001

Survey Date: 3/17/11

Tree Number: 77

GENERAL CHARACTERISTICS				
Species: <input type="checkbox"/> <i>Q. agrifolia</i> <input type="checkbox"/> <i>Q. lobata</i>			Health Rating ²³² : <input type="checkbox"/> A <input type="checkbox"/> B <input type="checkbox"/> C <input checked="" type="checkbox"/> D <input type="checkbox"/> F	
<input type="checkbox"/> <i>Ca. Sycamore</i> <input type="checkbox"/> <i>Ca. Bay</i> <input checked="" type="checkbox"/> <i>Ca. Black Walnut</i>			Form: <input checked="" type="checkbox"/> symmetric <input type="checkbox"/> minor asymmetry	
Trunk Count: 8 Height (ft.): 32			<input type="checkbox"/> major asymmetry <input type="checkbox"/> stump sprout	
Trunk DBH (in.): 9, 6.5, 7.5, 10.5, 10.5, 4.5, 8, 9			<input type="checkbox"/> stag-head	
Percent Canopy Cover: 75%			Crown Class ²³³ : <input checked="" type="checkbox"/> Decurrent <input type="checkbox"/> Excurrent	
Existing Terrain: <input type="checkbox"/> Flat <input checked="" type="checkbox"/> Slope			Age Class: <input type="checkbox"/> immature <input type="checkbox"/> semi-mature	
Aesthetic Rating ²³⁴ : <input type="checkbox"/> A <input type="checkbox"/> B <input checked="" type="checkbox"/> C <input type="checkbox"/> D <input type="checkbox"/> F			<input type="checkbox"/> mature <input checked="" type="checkbox"/> over-mature/senescent	
Overall Grade: <input type="checkbox"/> A <input type="checkbox"/> B <input type="checkbox"/> C <input checked="" type="checkbox"/> D <input type="checkbox"/> F			Heritage Tree: <input checked="" type="checkbox"/> No <input type="checkbox"/> Yes	
CANOPY CHARACTERISTICS			TREE HEALTH	
	Dripline Radius (Feet)	Canopy to Grade (Feet)	Wound Wood Development:	Excellent <input type="checkbox"/> Average <input checked="" type="checkbox"/> Poor <input type="checkbox"/> None <input type="checkbox"/>
N	23		Foliage Density:	<input checked="" type="checkbox"/> Normal <input type="checkbox"/> Sparse
NE			Weak crotches:	<input checked="" type="checkbox"/> No <input type="checkbox"/> Yes
E	27		Oak Pit Scale:	<input checked="" type="checkbox"/> No <input type="checkbox"/> Yes
SE			Mainstem dieback:	<input checked="" type="checkbox"/> No <input type="checkbox"/> Yes
S	28		Exposed Roots:	<input checked="" type="checkbox"/> No <input type="checkbox"/> Yes
SW			Epicormic growth:	<input type="checkbox"/> No <input checked="" type="checkbox"/> Yes
W	21		Shading Out:	<input checked="" type="checkbox"/> No <input type="checkbox"/> Yes
NW			Cavities: <input type="checkbox"/> None <input checked="" type="checkbox"/> Trunk <input checked="" type="checkbox"/> Branch	
CANOPY SPREAD (FEET):			Exfoliating Bark:	<input type="checkbox"/> No <input checked="" type="checkbox"/> Yes
PROPOSED ACTIONS			Water Pocket(s):	<input type="checkbox"/> No <input checked="" type="checkbox"/> Yes
Monitor for Progress: <input checked="" type="checkbox"/> Yes <input type="checkbox"/> No			Mechanical Damage:	<input checked="" type="checkbox"/> Trunk <input checked="" type="checkbox"/> Branch <input type="checkbox"/> None
Treat Infestations: <input type="checkbox"/> Yes <input type="checkbox"/> No			Canker/Galls:	<input type="checkbox"/> No <input checked="" type="checkbox"/> Yes
Remove Deadwood: <input type="checkbox"/> Yes <input type="checkbox"/> No			Fungus:	<input checked="" type="checkbox"/> No <input type="checkbox"/> Yes
Support Structure: <input type="checkbox"/> Yes <input type="checkbox"/> No			Vigor:	<input type="checkbox"/> Excellent <input checked="" type="checkbox"/> Average <input type="checkbox"/> Fair <input type="checkbox"/> Poor
IMPACTS & MITIGATIONS			Twig/ Branch Dieback:	<input type="checkbox"/> None <input type="checkbox"/> Minor <input checked="" type="checkbox"/> Moderate <input type="checkbox"/> Extensive
In Impacted Area: <input type="checkbox"/> Yes <input type="checkbox"/> No n/a			Leaf Size:	<input checked="" type="checkbox"/> Normal <input type="checkbox"/> Small
Proposed Land Use: n/a			Heart Rot:	<input type="checkbox"/> No <input checked="" type="checkbox"/> Yes
Impacts: n/a			Insects:	<input type="checkbox"/> Minor <input checked="" type="checkbox"/> Moderate <input type="checkbox"/> Extensive <input type="checkbox"/> None
Mitigations: n/a			Exudations:	<input checked="" type="checkbox"/> No <input type="checkbox"/> Yes

Comments & Notes: Cut branches on north side- 2 dead trunks

²³² Health: A =Outstanding; B = Above Average; C = Average; D = Below Average; F = Dead

²³³ Decurrent = Lacking Strong Central Leader. Excurrent = Strong Central Leader.

²³⁴ Aesthetic (compared to standard tree of same species) : A = nearly symmetrical, healthy tree – F = Dead

Trunk dbh must be 4" to be included – cumulative diameters. *Juglans nigra*; *Platanus racemosa*; *Umbellularia californica*; native *Quercus sp.* Except scrub oaks not protected.

Survey Date: 3/17/11

Tree Number: 78

GENERAL CHARACTERISTICS				
Species: <input type="checkbox"/> <i>Q. agrifolia</i> <input type="checkbox"/> <i>Q. lobata</i>			Health Rating ²³⁵ : <input type="checkbox"/> A <input type="checkbox"/> B <input type="checkbox"/> C <input checked="" type="checkbox"/> D <input type="checkbox"/> F	
<input type="checkbox"/> <i>Ca. Sycamore</i> <input type="checkbox"/> <i>Ca. Bay</i> <input checked="" type="checkbox"/> <i>Ca. Black Walnut</i>			Form: <input type="checkbox"/> symmetric <input type="checkbox"/> minor asymmetry	
Trunk Count: 1 Height (ft.): 11			<input checked="" type="checkbox"/> major asymmetry <input type="checkbox"/> stump sprout	
Trunk DBH (in.): 8			<input type="checkbox"/> stag-head	
Percent Canopy Cover: 85%			Crown Class ²³⁶ : <input checked="" type="checkbox"/> Decurrent <input type="checkbox"/> Excurrent	
Existing Terrain: <input type="checkbox"/> Flat <input checked="" type="checkbox"/> Slope			Age Class: <input type="checkbox"/> immature <input type="checkbox"/> semi-mature	
Aesthetic Rating ²³⁷ : <input type="checkbox"/> A <input type="checkbox"/> B <input type="checkbox"/> C <input checked="" type="checkbox"/> D <input type="checkbox"/> F			<input checked="" type="checkbox"/> mature <input type="checkbox"/> over-mature/senescent	
Overall Grade: <input type="checkbox"/> A <input type="checkbox"/> B <input type="checkbox"/> C <input checked="" type="checkbox"/> D <input type="checkbox"/> F			Heritage Tree: <input checked="" type="checkbox"/> No <input type="checkbox"/> Yes	
CANOPY CHARACTERISTICS			TREE HEALTH	
	Dripline Radius (Feet)	Canopy to Grade (Feet)	Wound Wood Development:	Excellent <input type="checkbox"/> Average <input checked="" type="checkbox"/> Poor <input type="checkbox"/> None <input type="checkbox"/>
N	2		Foliage Density:	<input checked="" type="checkbox"/> Normal <input type="checkbox"/> Sparse
NE			Weak crotches:	<input checked="" type="checkbox"/> No <input type="checkbox"/> Yes
E	14		Oak Pit Scale:	<input checked="" type="checkbox"/> No <input type="checkbox"/> Yes
SE			Mainstem dieback:	<input checked="" type="checkbox"/> No <input type="checkbox"/> Yes
S	11		Exposed Roots:	<input checked="" type="checkbox"/> No <input type="checkbox"/> Yes
SW			Epicormic growth:	<input type="checkbox"/> No <input checked="" type="checkbox"/> Yes
W	9		Shading Out:	<input checked="" type="checkbox"/> No <input type="checkbox"/> Yes
NW			Cavities: <input checked="" type="checkbox"/> None <input type="checkbox"/> Trunk <input type="checkbox"/> Branch	
CANOPY SPREAD (FEET):			Exfoliating Bark:	<input checked="" type="checkbox"/> No <input type="checkbox"/> Yes
PROPOSED ACTIONS			Water Pocket(s):	<input checked="" type="checkbox"/> No <input type="checkbox"/> Yes
Monitor for Progress: <input checked="" type="checkbox"/> Yes <input type="checkbox"/> No			Mechanical Damage:	<input type="checkbox"/> Trunk <input type="checkbox"/> Branch <input checked="" type="checkbox"/> None
Treat Infestations: <input type="checkbox"/> Yes <input type="checkbox"/> No			Canker/Galls:	<input type="checkbox"/> No <input checked="" type="checkbox"/> Yes
Remove Deadwood: <input type="checkbox"/> Yes <input type="checkbox"/> No			Fungus:	<input checked="" type="checkbox"/> No <input type="checkbox"/> Yes
Support Structure: <input type="checkbox"/> Yes <input type="checkbox"/> No			Vigor:	<input type="checkbox"/> Excellent <input checked="" type="checkbox"/> Average <input type="checkbox"/> Fair <input type="checkbox"/> Poor
IMPACTS & MITIGATIONS			Twig/ Branch Dieback:	<input type="checkbox"/> None <input checked="" type="checkbox"/> Minor <input type="checkbox"/> Moderate <input type="checkbox"/> Extensive
In Impacted Area: <input type="checkbox"/> Yes <input type="checkbox"/> No n/a			Leaf Size:	<input checked="" type="checkbox"/> Normal <input type="checkbox"/> Small
Proposed Land Use: n/a			Heart Rot:	<input type="checkbox"/> No <input checked="" type="checkbox"/> Yes
Impacts: n/a			Insects:	<input checked="" type="checkbox"/> Minor <input type="checkbox"/> Moderate <input type="checkbox"/> Extensive <input type="checkbox"/> None
Mitigations: n/a			Exudations:	<input checked="" type="checkbox"/> No <input type="checkbox"/> Yes

Comments & Notes: Growing along downslope to SE- sprouts from trunk

²³⁵ Health: A =Outstanding; B = Above Average; C = Average; D = Below Average; F = Dead

²³⁶ Decurrent = Lacking Strong Central Leader. Excurrent = Strong Central Leader.

²³⁷ Aesthetic (compared to standard tree of same species) : A = nearly symmetrical, healthy tree – F = Dead

Trunk dbh must be 4" to be included – cumulative diameters. *Juglans nigra*; *Platanus racemosa*; *Umbellularia californica*; native *Quercus sp.* Except scrub oaks not protected.

TREE FIELD DATA WORKSHEET (City of L.A.)

LDC Project No. 10003-001

Survey Date: 3/17/11

Tree Number: 79

GENERAL CHARACTERISTICS				
Species: <input type="checkbox"/> <i>Q. agrifolia</i> <input type="checkbox"/> <i>Q. lobata</i>			Health Rating ²³⁸ : <input type="checkbox"/> A <input type="checkbox"/> B <input type="checkbox"/> C <input checked="" type="checkbox"/> D <input type="checkbox"/> F	
<input type="checkbox"/> <i>Ca. Sycamore</i> <input type="checkbox"/> <i>Ca. Bay</i> <input checked="" type="checkbox"/> <i>Ca. Black Walnut</i>			Form: <input type="checkbox"/> symmetric <input type="checkbox"/> minor asymmetry	
Trunk Count: 5 Height (ft.): 26			<input checked="" type="checkbox"/> major asymmetry <input type="checkbox"/> stump sprout	
Trunk DBH (in.): 9, 7.5, 10.5, 7, 7.5			<input type="checkbox"/> stag-head	
Percent Canopy Cover: 80%			Crown Class ²³⁹ : <input checked="" type="checkbox"/> Decurrent <input type="checkbox"/> Excurrent	
Existing Terrain: <input type="checkbox"/> Flat <input checked="" type="checkbox"/> Slope			Age Class: <input type="checkbox"/> immature <input type="checkbox"/> semi-mature	
Aesthetic Rating ²⁴⁰ : <input type="checkbox"/> A <input type="checkbox"/> B <input type="checkbox"/> C <input checked="" type="checkbox"/> D <input type="checkbox"/> F			<input type="checkbox"/> mature <input checked="" type="checkbox"/> over-mature/senescent	
Overall Grade: <input type="checkbox"/> A <input type="checkbox"/> B <input type="checkbox"/> C <input checked="" type="checkbox"/> D <input type="checkbox"/> F			Heritage Tree: <input checked="" type="checkbox"/> No <input type="checkbox"/> Yes	
CANOPY CHARACTERISTICS			TREE HEALTH	
	Dripline Radius (Feet)	Canopy to Grade (Feet)	Wound Wood Development:	Excellent <input type="checkbox"/> Average <input checked="" type="checkbox"/> Poor <input type="checkbox"/> None <input type="checkbox"/>
N	12		Foliage Density:	<input checked="" type="checkbox"/> Normal <input type="checkbox"/> Sparse
NE			Weak crotches:	<input checked="" type="checkbox"/> No <input type="checkbox"/> Yes
E	22		Oak Pit Scale:	<input checked="" type="checkbox"/> No <input type="checkbox"/> Yes
SE			Mainstem dieback:	<input type="checkbox"/> No <input checked="" type="checkbox"/> Yes
S	28		Exposed Roots:	<input checked="" type="checkbox"/> No <input type="checkbox"/> Yes
SW			Epicormic growth:	<input type="checkbox"/> No <input checked="" type="checkbox"/> Yes
W	8		Shading Out:	<input checked="" type="checkbox"/> No <input type="checkbox"/> Yes
NW			Cavities: <input type="checkbox"/> None <input checked="" type="checkbox"/> Trunk <input checked="" type="checkbox"/> Branch	
CANOPY SPREAD (FEET):			Exfoliating Bark:	<input type="checkbox"/> No <input checked="" type="checkbox"/> Yes
PROPOSED ACTIONS			Water Pocket(s):	<input type="checkbox"/> No <input checked="" type="checkbox"/> Yes
Monitor for Progress: <input checked="" type="checkbox"/> Yes <input type="checkbox"/> No			Mechanical Damage:	<input type="checkbox"/> Trunk <input type="checkbox"/> Branch <input checked="" type="checkbox"/> None
Treat Infestations: <input type="checkbox"/> Yes <input type="checkbox"/> No			Canker/Galls:	<input type="checkbox"/> No <input checked="" type="checkbox"/> Yes
Remove Deadwood: <input type="checkbox"/> Yes <input type="checkbox"/> No			Fungus:	<input checked="" type="checkbox"/> No <input type="checkbox"/> Yes
Support Structure: <input type="checkbox"/> Yes <input type="checkbox"/> No			Vigor:	<input type="checkbox"/> Excellent <input checked="" type="checkbox"/> Average <input type="checkbox"/> Fair <input type="checkbox"/> Poor
IMPACTS & MITIGATIONS			Twig/ Branch Dieback:	<input type="checkbox"/> None <input type="checkbox"/> Minor <input checked="" type="checkbox"/> Moderate <input type="checkbox"/> Extensive
In Impacted Area: <input type="checkbox"/> Yes <input type="checkbox"/> No n/a			Leaf Size:	<input checked="" type="checkbox"/> Normal <input type="checkbox"/> Small
Proposed Land Use: n/a			Heart Rot:	<input type="checkbox"/> No <input checked="" type="checkbox"/> Yes
Impacts: n/a			Insects:	<input type="checkbox"/> Minor <input checked="" type="checkbox"/> Moderate <input type="checkbox"/> Extensive <input type="checkbox"/> None
Mitigations: n/a			Exudations:	<input checked="" type="checkbox"/> No <input type="checkbox"/> Yes

Comments & Notes: Woodrt nest at base- conks at base of all 4 trunks broken branches- extensive epicormic growth.

²³⁸ Health: A =Outstanding; B = Above Average; C = Average; D = Below Average; F = Dead

²³⁹ Decurrent = Lacking Strong Central Leader. Excurrent = Strong Central Leader.

²⁴⁰ Aesthetic (compared to standard tree of same species) : A = nearly symmetrical, healthy tree – F = Dead

Trunk dbh must be 4" to be included – cumulative diameters. *Juglans nigra*; *Platanus racemosa*; *Umbellularia californica*; native *Quercus sp.* Except scrub oaks not protected.

Survey Date: 3/29/11

Tree Number: 80

GENERAL CHARACTERISTICS				
Species: <input type="checkbox"/> <i>Q. agrifolia</i> <input type="checkbox"/> <i>Q. lobata</i>			Health Rating ²⁴¹ : <input type="checkbox"/> A <input type="checkbox"/> B <input type="checkbox"/> C <input type="checkbox"/> D <input checked="" type="checkbox"/> F	
<input type="checkbox"/> <i>Ca. Sycamore</i> <input type="checkbox"/> <i>Ca. Bay</i> <input checked="" type="checkbox"/> <i>Ca. Black Walnut</i>			Form: <input type="checkbox"/> symmetric <input type="checkbox"/> minor asymmetry	
Trunk Count: 2 Height (ft.): 25			<input checked="" type="checkbox"/> major asymmetry <input type="checkbox"/> stump sprout	
Trunk DBH (in.): 3.5, 6.5			<input checked="" type="checkbox"/> stag-head	
Percent Canopy Cover: 25%			Crown Class ²⁴² : <input checked="" type="checkbox"/> Decurrent <input type="checkbox"/> Excurrent	
Existing Terrain: <input type="checkbox"/> Flat <input checked="" type="checkbox"/> Slope			Age Class: <input type="checkbox"/> immature <input type="checkbox"/> semi-mature	
Aesthetic Rating ²⁴³ : <input type="checkbox"/> A <input type="checkbox"/> B <input type="checkbox"/> C <input type="checkbox"/> D <input checked="" type="checkbox"/> F			<input checked="" type="checkbox"/> mature <input type="checkbox"/> over-mature/senescent	
Overall Grade: <input type="checkbox"/> A <input type="checkbox"/> B <input type="checkbox"/> C <input type="checkbox"/> D <input checked="" type="checkbox"/> F			Heritage Tree: <input checked="" type="checkbox"/> No <input type="checkbox"/> Yes	
CANOPY CHARACTERISTICS			TREE HEALTH	
	Dripline Radius (Feet)	Canopy to Grade (Feet)	Wound Wood Development:	Excellent <input type="checkbox"/> Average <input type="checkbox"/> Poor <input checked="" type="checkbox"/> None <input type="checkbox"/>
N	5		Foliage Density:	<input type="checkbox"/> Normal <input checked="" type="checkbox"/> Sparse
NE			Weak crotches:	<input type="checkbox"/> No <input checked="" type="checkbox"/> Yes
E	6		Oak Pit Scale:	<input checked="" type="checkbox"/> No <input type="checkbox"/> Yes
SE			Mainstem dieback:	<input type="checkbox"/> No <input checked="" type="checkbox"/> Yes
S	11		Exposed Roots:	<input checked="" type="checkbox"/> No <input type="checkbox"/> Yes
SW			Epicormic growth:	<input type="checkbox"/> No <input checked="" type="checkbox"/> Yes
W	4		Shading Out:	<input checked="" type="checkbox"/> No <input type="checkbox"/> Yes
NW			Cavities: <input type="checkbox"/> None <input checked="" type="checkbox"/> Trunk <input type="checkbox"/> Branch	
CANOPY SPREAD (FEET):			Exfoliating Bark:	<input type="checkbox"/> No <input checked="" type="checkbox"/> Yes
PROPOSED ACTIONS			Water Pocket(s):	<input checked="" type="checkbox"/> No <input type="checkbox"/> Yes
Monitor for Progress: <input checked="" type="checkbox"/> Yes <input type="checkbox"/> No			Mechanical Damage:	<input type="checkbox"/> Trunk <input checked="" type="checkbox"/> Branch <input type="checkbox"/> None
Treat Infestations: <input type="checkbox"/> Yes <input type="checkbox"/> No			Canker/Galls:	<input type="checkbox"/> No <input checked="" type="checkbox"/> Yes
Remove Deadwood: <input type="checkbox"/> Yes <input type="checkbox"/> No			Fungus:	<input checked="" type="checkbox"/> No <input type="checkbox"/> Yes
Support Structure: <input type="checkbox"/> Yes <input type="checkbox"/> No			Vigor:	<input type="checkbox"/> Excellent <input type="checkbox"/> Average <input type="checkbox"/> Fair <input checked="" type="checkbox"/> Poor
IMPACTS & MITIGATIONS			Twig/ Branch Dieback:	<input type="checkbox"/> None <input type="checkbox"/> Minor <input type="checkbox"/> Moderate <input checked="" type="checkbox"/> Extensive
In Impacted Area: <input type="checkbox"/> Yes <input type="checkbox"/> No n/a			Leaf Size:	<input type="checkbox"/> Normal <input checked="" type="checkbox"/> Small
Proposed Land Use: n/a			Heart Rot:	<input type="checkbox"/> No <input checked="" type="checkbox"/> Yes
Impacts: n/a			Insects:	<input type="checkbox"/> Minor <input type="checkbox"/> Moderate <input checked="" type="checkbox"/> Extensive <input type="checkbox"/> None
Mitigations: n/a			Exudations:	<input checked="" type="checkbox"/> No <input type="checkbox"/> Yes

Comments & Notes: Mostly dead; upper canopy all dead

²⁴¹ Health: A = Outstanding; B = Above Average; C = Average; D = Below Average; F = Dead

²⁴² Decurrent = Lacking Strong Central Leader. Excurrent = Strong Central Leader.

²⁴³ Aesthetic (compared to standard tree of same species) : A = nearly symmetrical, healthy tree – F = Dead

Trunk dbh must be 4" to be included – cumulative diameters. *Juglans nigra*; *Platanus racemosa*; *Umbellularia californica*; native *Quercus sp.* Except scrub oaks not protected.

TREE FIELD DATA WORKSHEET (City of L.A.)

LDC Project No. 10003-001

Survey Date: 3/29/11

Tree Number: 81

GENERAL CHARACTERISTICS				
Species: <input type="checkbox"/> <i>Q. agrifolia</i> <input type="checkbox"/> <i>Q. lobata</i>			Health Rating ²⁴⁴ : <input type="checkbox"/> A <input type="checkbox"/> B <input type="checkbox"/> C <input type="checkbox"/> D <input checked="" type="checkbox"/> F	
<input type="checkbox"/> <i>Ca. Sycamore</i> <input type="checkbox"/> <i>Ca. Bay</i> <input checked="" type="checkbox"/> <i>Ca. Black Walnut</i>			Form: <input type="checkbox"/> symmetric <input type="checkbox"/> minor asymmetry	
Trunk Count: 3 Height (ft.): N/A			<input type="checkbox"/> major asymmetry <input checked="" type="checkbox"/> stump sprout	
Trunk DBH (in.): 2.5, 4, 2.5			<input type="checkbox"/> stag-head	
Percent Canopy Cover: N/A			Crown Class ²⁴⁵ : <input checked="" type="checkbox"/> Decurrent <input type="checkbox"/> Excurrent	
Existing Terrain: <input type="checkbox"/> Flat <input checked="" type="checkbox"/> Slope			Age Class: <input type="checkbox"/> immature <input type="checkbox"/> semi-mature	
Aesthetic Rating ²⁴⁶ : <input type="checkbox"/> A <input type="checkbox"/> B <input type="checkbox"/> C <input type="checkbox"/> D <input checked="" type="checkbox"/> F			<input checked="" type="checkbox"/> mature <input type="checkbox"/> over-mature/senescent	
Overall Grade: <input type="checkbox"/> A <input type="checkbox"/> B <input type="checkbox"/> C <input type="checkbox"/> D <input checked="" type="checkbox"/> F			Heritage Tree: <input checked="" type="checkbox"/> No <input type="checkbox"/> Yes	
CANOPY CHARACTERISTICS			TREE HEALTH	
	Dripline Radius (Feet)	Canopy to Grade (Feet)	Wound Wood Development:	Excellent <input type="checkbox"/> Average <input type="checkbox"/> Poor <input checked="" type="checkbox"/> None <input type="checkbox"/>
N	3		Foliage Density:	<input type="checkbox"/> Normal <input checked="" type="checkbox"/> Sparse
NE			Weak crotches:	<input type="checkbox"/> No <input checked="" type="checkbox"/> Yes
E	3		Oak Pit Scale:	<input checked="" type="checkbox"/> No <input type="checkbox"/> Yes
SE			Mainstem dieback:	<input type="checkbox"/> No <input checked="" type="checkbox"/> Yes
S	0		Exposed Roots:	<input checked="" type="checkbox"/> No <input type="checkbox"/> Yes
SW			Epicormic growth:	<input type="checkbox"/> No <input checked="" type="checkbox"/> Yes
W	0		Shading Out:	<input checked="" type="checkbox"/> No <input type="checkbox"/> Yes
NW			Cavities: <input checked="" type="checkbox"/> None	<input type="checkbox"/> Trunk <input type="checkbox"/> Branch
CANOPY SPREAD (FEET):			Exfoliating Bark:	<input type="checkbox"/> No <input checked="" type="checkbox"/> Yes
PROPOSED ACTIONS			Water Pocket(s):	<input checked="" type="checkbox"/> No <input type="checkbox"/> Yes
Monitor for Progress:	<input checked="" type="checkbox"/> Yes <input type="checkbox"/> No		Mechanical Damage:	<input checked="" type="checkbox"/> Trunk <input checked="" type="checkbox"/> Branch <input type="checkbox"/> None
Treat Infestations:	<input type="checkbox"/> Yes <input type="checkbox"/> No		Canker/Galls:	<input type="checkbox"/> No <input checked="" type="checkbox"/> Yes
Remove Deadwood:	<input type="checkbox"/> Yes <input type="checkbox"/> No		Fungus:	<input type="checkbox"/> No <input checked="" type="checkbox"/> Yes
Support Structure:	<input type="checkbox"/> Yes <input type="checkbox"/> No		Vigor:	<input type="checkbox"/> Excellent <input type="checkbox"/> Average <input type="checkbox"/> Fair <input checked="" type="checkbox"/> Poor
IMPACTS & MITIGATIONS			Twig/ Branch Dieback:	<input type="checkbox"/> None <input type="checkbox"/> Minor <input type="checkbox"/> Moderate <input checked="" type="checkbox"/> Extensive
In Impacted Area:	<input type="checkbox"/> Yes <input type="checkbox"/> No n/a		Leaf Size:	<input type="checkbox"/> Normal <input checked="" type="checkbox"/> Small
Proposed Land Use:	n/a		Heart Rot:	<input type="checkbox"/> No <input checked="" type="checkbox"/> Yes
Impacts:	n/a		Insects:	<input type="checkbox"/> Minor <input type="checkbox"/> Moderate <input checked="" type="checkbox"/> Extensive <input type="checkbox"/> None
Mitigations:	n/a		Exudations:	<input checked="" type="checkbox"/> No <input type="checkbox"/> Yes

Comments & Notes: Cut trunk and dead broken trunk; stump sprout only

²⁴⁴ Health: A =Outstanding; B = Above Average; C = Average; D = Below Average; F = Dead

²⁴⁵ Decurrent = Lacking Strong Central Leader. Excurrent = Strong Central Leader.

²⁴⁶ Aesthetic (compared to standard tree of same species) : A = nearly symmetrical, healthy tree – F = Dead

Trunk dbh must be 4" to be included – cumulative diameters. *Juglans nigra*; *Platanus racemosa*; *Umbellularia californica*; native *Quercus sp.* Except scrub oaks not protected.

Survey Date: 3/29/11

Tree Number: 82

GENERAL CHARACTERISTICS				
Species: <input type="checkbox"/> <i>Q. agrifolia</i> <input type="checkbox"/> <i>Q. lobata</i>			Health Rating ²⁴⁷ : <input type="checkbox"/> A <input type="checkbox"/> B <input type="checkbox"/> C <input type="checkbox"/> D <input checked="" type="checkbox"/> F	
<input type="checkbox"/> <i>Ca. Sycamore</i> <input type="checkbox"/> <i>Ca. Bay</i> <input checked="" type="checkbox"/> <i>Ca. Black Walnut</i>			Form: <input type="checkbox"/> symmetric <input type="checkbox"/> minor asymmetry	
Trunk Count: 2 Height (ft.): N/A			<input type="checkbox"/> major asymmetry <input checked="" type="checkbox"/> stump sprout	
Trunk DBH (in.): 7, 5			<input type="checkbox"/> stag-head	
Percent Canopy Cover: N/A			Crown Class ²⁴⁸ : <input checked="" type="checkbox"/> Decurrent <input type="checkbox"/> Excurrent	
Existing Terrain: <input type="checkbox"/> Flat <input checked="" type="checkbox"/> Slope			Age Class: <input type="checkbox"/> immature <input type="checkbox"/> semi-mature	
Aesthetic Rating ²⁴⁹ : <input type="checkbox"/> A <input type="checkbox"/> B <input type="checkbox"/> C <input type="checkbox"/> D <input checked="" type="checkbox"/> F			<input checked="" type="checkbox"/> mature <input type="checkbox"/> over-mature/senescent	
Overall Grade: <input type="checkbox"/> A <input type="checkbox"/> B <input type="checkbox"/> C <input type="checkbox"/> D <input checked="" type="checkbox"/> F			Heritage Tree: <input checked="" type="checkbox"/> No <input type="checkbox"/> Yes	
CANOPY CHARACTERISTICS			TREE HEALTH	
	Dripline Radius (Feet)	Canopy to Grade (Feet)	Wound Wood Development:	Excellent <input type="checkbox"/> Average <input type="checkbox"/> Poor <input type="checkbox"/> None <input checked="" type="checkbox"/>
N	2		Foliage Density:	<input type="checkbox"/> Normal <input checked="" type="checkbox"/> Sparse
NE			Weak crotches:	<input checked="" type="checkbox"/> No <input type="checkbox"/> Yes
E	2		Oak Pit Scale:	<input checked="" type="checkbox"/> No <input type="checkbox"/> Yes
SE			Mainstem dieback:	<input checked="" type="checkbox"/> No <input type="checkbox"/> Yes
S	0		Exposed Roots:	<input checked="" type="checkbox"/> No <input type="checkbox"/> Yes
SW			Epicormic growth:	<input type="checkbox"/> No <input checked="" type="checkbox"/> Yes
W	0		Shading Out:	<input checked="" type="checkbox"/> No <input type="checkbox"/> Yes
NW			Cavities: <input checked="" type="checkbox"/> None	<input type="checkbox"/> Trunk <input type="checkbox"/> Branch
CANOPY SPREAD (FEET):			Exfoliating Bark:	<input type="checkbox"/> No <input checked="" type="checkbox"/> Yes
PROPOSED ACTIONS			Water Pocket(s):	<input checked="" type="checkbox"/> No <input type="checkbox"/> Yes
Monitor for Progress: <input checked="" type="checkbox"/> Yes <input type="checkbox"/> No			Mechanical Damage:	<input checked="" type="checkbox"/> Trunk <input checked="" type="checkbox"/> Branch <input type="checkbox"/> None
Treat Infestations: <input type="checkbox"/> Yes <input type="checkbox"/> No			Canker/Galls:	<input checked="" type="checkbox"/> No <input type="checkbox"/> Yes
Remove Deadwood: <input type="checkbox"/> Yes <input type="checkbox"/> No			Fungus:	<input checked="" type="checkbox"/> No <input type="checkbox"/> Yes
Support Structure: <input type="checkbox"/> Yes <input type="checkbox"/> No			Vigor:	<input type="checkbox"/> Excellent <input type="checkbox"/> Average <input type="checkbox"/> Fair <input checked="" type="checkbox"/> Poor
IMPACTS & MITIGATIONS			Twig/ Branch Dieback:	<input type="checkbox"/> None <input type="checkbox"/> Minor <input type="checkbox"/> Moderate <input checked="" type="checkbox"/> Extensive
In Impacted Area: <input type="checkbox"/> Yes <input type="checkbox"/> No n/a			Leaf Size:	<input type="checkbox"/> Normal <input checked="" type="checkbox"/> Small
Proposed Land Use: n/a			Heart Rot:	<input type="checkbox"/> No <input checked="" type="checkbox"/> Yes
Impacts: n/a			Insects:	<input type="checkbox"/> Minor <input type="checkbox"/> Moderate <input checked="" type="checkbox"/> Extensive <input type="checkbox"/> None
Mitigations: n/a			Exudations:	<input checked="" type="checkbox"/> No <input type="checkbox"/> Yes

Comments & Notes: Crown sprout only, PL tree.

²⁴⁷ Health: A = Outstanding; B = Above Average; C = Average; D = Below Average; F = Dead

²⁴⁸ Decurrent = Lacking Strong Central Leader. Excurrent = Strong Central Leader.

²⁴⁹ Aesthetic (compared to standard tree of same species) : A = nearly symmetrical, healthy tree – F = Dead

Trunk dbh must be 4" to be included – cumulative diameters. *Juglans nigra*; *Platanus racemosa*; *Umbellularia californica*; native *Quercus sp.* Except scrub oaks not protected.

TREE FIELD DATA WORKSHEET (City of L.A.)

LDC Project No. 10003-001

Survey Date: 3/29/11

Tree Number: 83

GENERAL CHARACTERISTICS			TREE HEALTH		
Species: <input type="checkbox"/> <i>Q. agrifolia</i> <input type="checkbox"/> <i>Q. lobata</i>			Health Rating ²⁵⁰ : <input type="checkbox"/> A <input type="checkbox"/> B <input type="checkbox"/> C <input checked="" type="checkbox"/> D <input type="checkbox"/> F		
<input type="checkbox"/> <i>Ca. Sycamore</i> <input type="checkbox"/> <i>Ca. Bay</i> <input checked="" type="checkbox"/> <i>Ca. Black Walnut</i>			Form: <input type="checkbox"/> symmetric <input type="checkbox"/> minor asymmetry		
Trunk Count: 4 Height (ft.): 25			<input checked="" type="checkbox"/> major asymmetry <input type="checkbox"/> stump sprout		
Trunk DBH (in.): 5, 7, 4.5, 7			<input type="checkbox"/> stag-head		
Percent Canopy Cover: 60%			Crown Class ²⁵¹ : <input checked="" type="checkbox"/> Decurrent <input type="checkbox"/> Excurrent		
Existing Terrain: <input type="checkbox"/> Flat <input checked="" type="checkbox"/> Slope			Age Class: <input type="checkbox"/> immature <input type="checkbox"/> semi-mature		
Aesthetic Rating ²⁵² : <input type="checkbox"/> A <input type="checkbox"/> B <input checked="" type="checkbox"/> C <input type="checkbox"/> D <input type="checkbox"/> F			<input checked="" type="checkbox"/> mature <input type="checkbox"/> over-mature/senescent		
Overall Grade: <input type="checkbox"/> A <input type="checkbox"/> B <input checked="" type="checkbox"/> C- <input type="checkbox"/> D <input type="checkbox"/> F			Heritage Tree: <input checked="" type="checkbox"/> No <input type="checkbox"/> Yes		
CANOPY CHARACTERISTICS			TREE HEALTH		
	Dripline Radius (Feet)	Canopy to Grade (Feet)	Wound Wood Development:	Excellent <input type="checkbox"/> Average <input type="checkbox"/>	Poor <input checked="" type="checkbox"/> None <input type="checkbox"/>
N	17		Foliage Density:	<input type="checkbox"/> Normal <input checked="" type="checkbox"/> Sparse	
NE			Weak crotches:	<input type="checkbox"/> No <input checked="" type="checkbox"/> Yes	
E	17		Oak Pit Scale:	<input checked="" type="checkbox"/> No <input type="checkbox"/> Yes	
SE			Mainstem dieback:	<input type="checkbox"/> No <input checked="" type="checkbox"/> Yes	
S	2		Exposed Roots:	<input checked="" type="checkbox"/> No <input type="checkbox"/> Yes	
SW			Epicormic growth:	<input type="checkbox"/> No <input checked="" type="checkbox"/> Yes	
W	5		Shading Out:	<input type="checkbox"/> No <input checked="" type="checkbox"/> Yes	
NW			Cavities: <input checked="" type="checkbox"/> None	<input type="checkbox"/> Trunk <input type="checkbox"/> Branch	
CANOPY SPREAD (FEET):			Exfoliating Bark:	<input type="checkbox"/> No <input checked="" type="checkbox"/> Yes	
PROPOSED ACTIONS			Water Pocket(s):	<input type="checkbox"/> No <input checked="" type="checkbox"/> Yes	
Monitor for Progress: <input checked="" type="checkbox"/> Yes <input type="checkbox"/> No			Mechanical Damage:	<input type="checkbox"/> Trunk <input checked="" type="checkbox"/> Branch	
Treat Infestations: <input type="checkbox"/> Yes <input type="checkbox"/> No			<input type="checkbox"/> None		
Remove Deadwood: <input type="checkbox"/> Yes <input type="checkbox"/> No			Canker/Galls:	<input type="checkbox"/> No <input checked="" type="checkbox"/> Yes	
Support Structure: <input type="checkbox"/> Yes <input type="checkbox"/> No			Fungus:	<input type="checkbox"/> No <input checked="" type="checkbox"/> Yes	
IMPACTS & MITIGATIONS			Vigor:	<input type="checkbox"/> Excellent <input type="checkbox"/> Average	<input type="checkbox"/> Fair <input checked="" type="checkbox"/> Poor
In Impacted Area: <input type="checkbox"/> Yes <input type="checkbox"/> No n/a			Twig/ Branch Dieback:	<input type="checkbox"/> None <input type="checkbox"/> Minor	<input checked="" type="checkbox"/> Moderate <input type="checkbox"/> Extensive
Proposed Land Use: n/a			Leaf Size:	<input type="checkbox"/> Normal <input checked="" type="checkbox"/> Small	
Impacts: n/a			Heart Rot:	<input type="checkbox"/> No <input checked="" type="checkbox"/> Yes	
Mitigations: n/a			Insects:	<input type="checkbox"/> Minor <input checked="" type="checkbox"/> Moderate	<input type="checkbox"/> Extensive <input type="checkbox"/> None
			Exudations:	<input checked="" type="checkbox"/> No <input type="checkbox"/> Yes	

Comments & Notes:

²⁵⁰ Health: A = Outstanding; B = Above Average; C = Average; D = Below Average; F = Dead

²⁵¹ Decurrent = Lacking Strong Central Leader. Excurrent = Strong Central Leader.

²⁵² Aesthetic (compared to standard tree of same species) : A = nearly symmetrical, healthy tree – F = Dead

Trunk dbh must be 4" to be included – cumulative diameters. *Juglans nigra*; *Platanus racemosa*; *Umbellularia californica*; native *Quercus sp.* Except scrub oaks not protected.

Survey Date: 3/29/11

Tree Number: 84

GENERAL CHARACTERISTICS				
Species: <input type="checkbox"/> <i>Q. agrifolia</i> <input type="checkbox"/> <i>Q. lobata</i>			Health Rating ²⁵³ : <input type="checkbox"/> A <input type="checkbox"/> B <input type="checkbox"/> C <input checked="" type="checkbox"/> D <input type="checkbox"/> F	
<input type="checkbox"/> <i>Ca. Sycamore</i> <input type="checkbox"/> <i>Ca. Bay</i> <input checked="" type="checkbox"/> <i>Ca. Black Walnut</i>			Form: <input type="checkbox"/> symmetric <input type="checkbox"/> minor asymmetry	
Trunk Count: 4 Height (ft.): 15			<input checked="" type="checkbox"/> major asymmetry <input type="checkbox"/> stump sprout	
Trunk DBH (in.): 3, 4, 4, 5.5			<input type="checkbox"/> stag-head	
Percent Canopy Cover: 50%			Crown Class ²⁵⁴ : <input checked="" type="checkbox"/> Decurrent <input type="checkbox"/> Excurrent	
Existing Terrain: <input type="checkbox"/> Flat <input checked="" type="checkbox"/> Slope			Age Class: <input type="checkbox"/> immature <input type="checkbox"/> semi-mature	
Aesthetic Rating ²⁵⁵ : <input type="checkbox"/> A <input type="checkbox"/> B <input checked="" type="checkbox"/> C <input type="checkbox"/> D <input type="checkbox"/> F			<input checked="" type="checkbox"/> mature <input type="checkbox"/> over-mature/senescent	
Overall Grade: <input type="checkbox"/> A <input type="checkbox"/> B <input checked="" type="checkbox"/> C <input type="checkbox"/> D <input type="checkbox"/> F			Heritage Tree: <input checked="" type="checkbox"/> No <input type="checkbox"/> Yes	
CANOPY CHARACTERISTICS			TREE HEALTH	
	Dripline Radius (Feet)	Canopy to Grade (Feet)	Wound Wood Development:	Excellent <input type="checkbox"/> Average <input type="checkbox"/> Poor <input checked="" type="checkbox"/> None <input type="checkbox"/>
N	6		Foliage Density:	<input checked="" type="checkbox"/> Normal <input type="checkbox"/> Sparse
NE			Weak crotches:	<input type="checkbox"/> No <input checked="" type="checkbox"/> Yes
E	0		Oak Pit Scale:	<input checked="" type="checkbox"/> No <input type="checkbox"/> Yes
SE			Mainstem dieback:	<input type="checkbox"/> No <input checked="" type="checkbox"/> Yes
S	15		Exposed Roots:	<input checked="" type="checkbox"/> No <input type="checkbox"/> Yes
SW			Epicormic growth:	<input type="checkbox"/> No <input checked="" type="checkbox"/> Yes
W	7		Shading Out:	<input type="checkbox"/> No <input checked="" type="checkbox"/> Yes
NW			Cavities: <input type="checkbox"/> None <input checked="" type="checkbox"/> Trunk <input checked="" type="checkbox"/> Branch	
CANOPY SPREAD (FEET):			Exfoliating Bark:	<input type="checkbox"/> No <input checked="" type="checkbox"/> Yes
PROPOSED ACTIONS			Water Pocket(s):	<input type="checkbox"/> No <input checked="" type="checkbox"/> Yes
Monitor for Progress: <input checked="" type="checkbox"/> Yes <input type="checkbox"/> No			Mechanical Damage:	<input type="checkbox"/> Trunk <input checked="" type="checkbox"/> Branch <input type="checkbox"/> None
Treat Infestations: <input type="checkbox"/> Yes <input type="checkbox"/> No			Canker/Galls:	<input type="checkbox"/> No <input checked="" type="checkbox"/> Yes
Remove Deadwood: <input type="checkbox"/> Yes <input type="checkbox"/> No			Fungus:	<input type="checkbox"/> No <input checked="" type="checkbox"/> Yes
Support Structure: <input type="checkbox"/> Yes <input type="checkbox"/> No			Vigor:	<input type="checkbox"/> Excellent <input type="checkbox"/> Average <input type="checkbox"/> Fair <input checked="" type="checkbox"/> Poor
IMPACTS & MITIGATIONS			Twig/ Branch Dieback:	<input type="checkbox"/> None <input type="checkbox"/> Minor <input checked="" type="checkbox"/> Moderate <input type="checkbox"/> Extensive
In Impacted Area: <input type="checkbox"/> Yes <input type="checkbox"/> No n/a			Leaf Size:	<input type="checkbox"/> Normal <input checked="" type="checkbox"/> Small
Proposed Land Use: n/a			Heart Rot:	<input type="checkbox"/> No <input checked="" type="checkbox"/> Yes
Impacts: n/a			Insects:	<input type="checkbox"/> Minor <input checked="" type="checkbox"/> Moderate <input type="checkbox"/> Extensive <input type="checkbox"/> None
Mitigations: n/a			Exudations:	<input checked="" type="checkbox"/> No <input type="checkbox"/> Yes

Comments & Notes: Leaning downslope, decay at root crown, PL tree- approx. 8' upslope from PL

²⁵³ Health: A =Outstanding; B = Above Average; C = Average; D = Below Average; F = Dead

²⁵⁴ Decurrent = Lacking Strong Central Leader. Excurrent = Strong Central Leader.

²⁵⁵ Aesthetic (compared to standard tree of same species) : A = nearly symmetrical, healthy tree – F = Dead

Trunk dbh must be 4" to be included – cumulative diameters. *Juglans nigra*; *Platanus racemosa*; *Umbellularia californica*; native *Quercus sp.* Except scrub oaks not protected.

TREE FIELD DATA WORKSHEET (City of L.A.)

LDC Project No. 10003-001

Survey Date: 3/29/11

Tree Number: 85

GENERAL CHARACTERISTICS			TREE HEALTH		
Species: <input type="checkbox"/> <i>Q. agrifolia</i> <input type="checkbox"/> <i>Q. lobata</i>			Health Rating ²⁵⁶ : <input type="checkbox"/> A <input type="checkbox"/> B <input type="checkbox"/> C <input checked="" type="checkbox"/> D <input type="checkbox"/> F		
<input type="checkbox"/> <i>Ca. Sycamore</i> <input type="checkbox"/> <i>Ca. Bay</i> <input checked="" type="checkbox"/> <i>Ca. Black Walnut</i>			Form: <input type="checkbox"/> symmetric <input type="checkbox"/> minor asymmetry		
Trunk Count: 1 Height (ft.): 20			<input checked="" type="checkbox"/> major asymmetry <input type="checkbox"/> stump sprout		
Trunk DBH (in.): 7			<input type="checkbox"/> stag-head		
Percent Canopy Cover: 60%			Crown Class ²⁵⁷ : <input checked="" type="checkbox"/> Decurrent <input type="checkbox"/> Excurrent		
Existing Terrain: <input type="checkbox"/> Flat <input checked="" type="checkbox"/> Slope			Age Class: <input type="checkbox"/> immature <input type="checkbox"/> semi-mature		
Aesthetic Rating ²⁵⁸ : <input type="checkbox"/> A <input type="checkbox"/> B <input type="checkbox"/> C <input checked="" type="checkbox"/> D <input type="checkbox"/> F			<input checked="" type="checkbox"/> mature <input type="checkbox"/> over-mature/senescent		
Overall Grade: <input type="checkbox"/> A <input type="checkbox"/> B <input type="checkbox"/> C <input checked="" type="checkbox"/> D <input type="checkbox"/> F			Heritage Tree: <input checked="" type="checkbox"/> No <input type="checkbox"/> Yes		
CANOPY CHARACTERISTICS			TREE HEALTH		
	Dripline Radius (Feet)	Canopy to Grade (Feet)	Wound Wood Development:	Excellent <input type="checkbox"/> Average <input type="checkbox"/>	Poor <input checked="" type="checkbox"/> None <input type="checkbox"/>
N	0		Foliage Density:	<input checked="" type="checkbox"/> Normal	<input type="checkbox"/> Sparse
NE			Weak crotches:	<input checked="" type="checkbox"/> No	<input type="checkbox"/> Yes
E	17		Oak Pit Scale:	<input checked="" type="checkbox"/> No	<input type="checkbox"/> Yes
SE			Mainstem dieback:	<input type="checkbox"/> No	<input checked="" type="checkbox"/> Yes
S	0		Exposed Roots:	<input checked="" type="checkbox"/> No	<input type="checkbox"/> Yes
SW			Epicormic growth:	<input type="checkbox"/> No	<input checked="" type="checkbox"/> Yes
W	0		Shading Out:	<input type="checkbox"/> No	<input checked="" type="checkbox"/> Yes
NW			Cavities: <input type="checkbox"/> None	<input checked="" type="checkbox"/> Trunk	<input type="checkbox"/> Branch
CANOPY SPREAD (FEET):			Exfoliating Bark:	<input type="checkbox"/> No	<input checked="" type="checkbox"/> Yes
PROPOSED ACTIONS			Water Pocket(s):	<input checked="" type="checkbox"/> No	<input type="checkbox"/> Yes
Monitor for Progress:	<input checked="" type="checkbox"/> Yes	<input type="checkbox"/> No	Mechanical Damage:	<input checked="" type="checkbox"/> Trunk	<input type="checkbox"/> Branch
Treat Infestations:	<input type="checkbox"/> Yes	<input type="checkbox"/> No	<input type="checkbox"/> None		
Remove Deadwood:	<input type="checkbox"/> Yes	<input type="checkbox"/> No	Canker/Galls:	<input type="checkbox"/> No	<input checked="" type="checkbox"/> Yes
Support Structure:	<input type="checkbox"/> Yes	<input type="checkbox"/> No	Fungus:	<input type="checkbox"/> No	<input checked="" type="checkbox"/> Yes
IMPACTS & MITIGATIONS			Vigor:	<input type="checkbox"/> Excellent <input type="checkbox"/> Average	<input type="checkbox"/> Fair <input checked="" type="checkbox"/> Poor
In Impacted Area:	<input type="checkbox"/> Yes	<input type="checkbox"/> No n/a	Twig/ Branch Dieback:	<input type="checkbox"/> None <input type="checkbox"/> Minor	<input checked="" type="checkbox"/> Moderate <input type="checkbox"/> Extensive
Proposed Land Use:	n/a		Leaf Size:	<input type="checkbox"/> Normal	<input checked="" type="checkbox"/> Small
Impacts:	n/a		Heart Rot:	<input type="checkbox"/> No	<input checked="" type="checkbox"/> Yes
Mitigations:	n/a		Insects:	<input type="checkbox"/> Minor <input type="checkbox"/> Moderate	<input checked="" type="checkbox"/> Extensive <input type="checkbox"/> None
			Exudations:	<input checked="" type="checkbox"/> No	<input type="checkbox"/> Yes

Comments & Notes:

²⁵⁶ Health: A =Outstanding; B = Above Average; C = Average; D = Below Average; F = Dead

²⁵⁷ Decurrent = Lacking Strong Central Leader. Excurrent = Strong Central Leader.

²⁵⁸ Aesthetic (compared to standard tree of same species) : A = nearly symmetrical, healthy tree – F = Dead

Trunk dbh must be 4" to be included – cumulative diameters. *Juglans nigra*; *Platanus racemosa*; *Umbellularia californica*; native *Quercus sp.* Except scrub oaks not protected.

Survey Date: 3/29/11

Tree Number: 86

GENERAL CHARACTERISTICS				
Species: <input type="checkbox"/> <i>Q. agrifolia</i> <input type="checkbox"/> <i>Q. lobata</i>			Health Rating ²⁵⁹ : <input type="checkbox"/> A <input type="checkbox"/> B <input checked="" type="checkbox"/> C <input type="checkbox"/> D <input type="checkbox"/> F	
<input type="checkbox"/> <i>Ca. Sycamore</i> <input type="checkbox"/> <i>Ca. Bay</i> <input checked="" type="checkbox"/> <i>Ca. Black Walnut</i>			Form: <input type="checkbox"/> symmetric <input type="checkbox"/> minor asymmetry	
Trunk Count: 5 Height (ft.): 15			<input checked="" type="checkbox"/> major asymmetry <input type="checkbox"/> stump sprout	
Trunk DBH (in.): 8.5, 6, 7, 8, 8			<input type="checkbox"/> stag-head	
Percent Canopy Cover: 75%			Crown Class ²⁶⁰ : <input checked="" type="checkbox"/> Decurrent <input type="checkbox"/> Excurrent	
Existing Terrain: <input type="checkbox"/> Flat <input checked="" type="checkbox"/> Slope			Age Class: <input type="checkbox"/> immature <input type="checkbox"/> semi-mature	
Aesthetic Rating ²⁶¹ : <input type="checkbox"/> A <input checked="" type="checkbox"/> B <input type="checkbox"/> C <input type="checkbox"/> D <input type="checkbox"/> F			<input checked="" type="checkbox"/> mature <input type="checkbox"/> over-mature/senescent	
Overall Grade: <input type="checkbox"/> A <input type="checkbox"/> B <input checked="" type="checkbox"/> C- <input type="checkbox"/> D <input type="checkbox"/> F			Heritage Tree: <input checked="" type="checkbox"/> No <input type="checkbox"/> Yes	
CANOPY CHARACTERISTICS			TREE HEALTH	
	Dripline Radius (Feet)	Canopy to Grade (Feet)	Wound Wood Development:	Excellent <input type="checkbox"/> Average <input checked="" type="checkbox"/> Poor <input checked="" type="checkbox"/> None <input type="checkbox"/>
N	28		Foliage Density:	<input checked="" type="checkbox"/> Normal <input type="checkbox"/> Sparse
NE			Weak crotches:	<input type="checkbox"/> No <input checked="" type="checkbox"/> Yes
E	22		Oak Pit Scale:	<input checked="" type="checkbox"/> No <input type="checkbox"/> Yes
SE			Mainstem dieback:	<input type="checkbox"/> No <input checked="" type="checkbox"/> Yes
S	20		Exposed Roots:	<input type="checkbox"/> No <input checked="" type="checkbox"/> Yes
SW			Epicormic growth:	<input type="checkbox"/> No <input checked="" type="checkbox"/> Yes
W	0		Shading Out:	<input type="checkbox"/> No <input checked="" type="checkbox"/> Yes
NW			Cavities: <input type="checkbox"/> None <input checked="" type="checkbox"/> Trunk <input checked="" type="checkbox"/> Branch	
CANOPY SPREAD (FEET):			Exfoliating Bark:	<input checked="" type="checkbox"/> No <input type="checkbox"/> Yes
PROPOSED ACTIONS			Water Pocket(s):	<input type="checkbox"/> No <input checked="" type="checkbox"/> Yes
Monitor for Progress: <input checked="" type="checkbox"/> Yes <input type="checkbox"/> No			Mechanical Damage:	<input type="checkbox"/> Trunk <input checked="" type="checkbox"/> Branch <input checked="" type="checkbox"/> None
Treat Infestations: <input type="checkbox"/> Yes <input type="checkbox"/> No			Canker/Galls:	<input type="checkbox"/> No <input checked="" type="checkbox"/> Yes
Remove Deadwood: <input type="checkbox"/> Yes <input type="checkbox"/> No			Fungus:	<input type="checkbox"/> No <input checked="" type="checkbox"/> Yes
Support Structure: <input type="checkbox"/> Yes <input type="checkbox"/> No			Vigor:	<input type="checkbox"/> Excellent <input checked="" type="checkbox"/> Average <input type="checkbox"/> Fair <input type="checkbox"/> Poor
IMPACTS & MITIGATIONS			Twig/ Branch Dieback:	<input type="checkbox"/> None <input type="checkbox"/> Minor <input checked="" type="checkbox"/> Moderate <input type="checkbox"/> Extensive
In Impacted Area: <input type="checkbox"/> Yes <input type="checkbox"/> No n/a			Leaf Size:	<input checked="" type="checkbox"/> Normal <input type="checkbox"/> Small
Proposed Land Use: n/a			Heart Rot:	<input type="checkbox"/> No <input checked="" type="checkbox"/> Yes
Impacts: n/a			Insects:	<input type="checkbox"/> Minor <input checked="" type="checkbox"/> Moderate <input type="checkbox"/> Extensive <input type="checkbox"/> None
Mitigations: n/a			Exudations:	<input checked="" type="checkbox"/> No <input type="checkbox"/> Yes

Comments & Notes: Major basal cavity

²⁵⁹ Health: A = Outstanding; B = Above Average; C = Average; D = Below Average; F = Dead

²⁶⁰ Decurrent = Lacking Strong Central Leader. Excurrent = Strong Central Leader.

²⁶¹ Aesthetic (compared to standard tree of same species) : A = nearly symmetrical, healthy tree – F = Dead

Trunk dbh must be 4" to be included – cumulative diameters. *Juglans nigra*; *Platanus racemosa*; *Umbellularia californica*; native *Quercus sp.* Except scrub oaks not protected.

TREE FIELD DATA WORKSHEET (City of L.A.)

LDC Project No. 10003-001

Survey Date: 3/29/11

Tree Number: 87

GENERAL CHARACTERISTICS			TREE HEALTH		
Species: <input type="checkbox"/> <i>Q. agrifolia</i> <input type="checkbox"/> <i>Q. lobata</i>			Health Rating ²⁶² : <input type="checkbox"/> A <input type="checkbox"/> B <input checked="" type="checkbox"/> C <input type="checkbox"/> D <input type="checkbox"/> F		
<input type="checkbox"/> <i>Ca. Sycamore</i> <input type="checkbox"/> <i>Ca. Bay</i> <input checked="" type="checkbox"/> <i>Ca. Black Walnut</i>			Form: <input type="checkbox"/> symmetric <input type="checkbox"/> minor asymmetry		
Trunk Count: 3 Height (ft.): 30+			<input checked="" type="checkbox"/> major asymmetry <input type="checkbox"/> stump sprout		
Trunk DBH (in.): 5, 5, 6.5			<input type="checkbox"/> stag-head		
Percent Canopy Cover: 75%			Crown Class ²⁶³ : <input checked="" type="checkbox"/> Decurrent <input type="checkbox"/> Excurrent		
Existing Terrain: <input type="checkbox"/> Flat <input checked="" type="checkbox"/> Slope			Age Class: <input type="checkbox"/> immature <input type="checkbox"/> semi-mature		
Aesthetic Rating ²⁶⁴ : <input type="checkbox"/> A <input checked="" type="checkbox"/> B <input type="checkbox"/> C <input type="checkbox"/> D <input type="checkbox"/> F			<input checked="" type="checkbox"/> mature <input type="checkbox"/> over-mature/senescent		
Overall Grade: <input type="checkbox"/> A <input type="checkbox"/> B <input checked="" type="checkbox"/> C <input type="checkbox"/> D <input type="checkbox"/> F			Heritage Tree: <input checked="" type="checkbox"/> No <input type="checkbox"/> Yes		
CANOPY CHARACTERISTICS			TREE HEALTH		
	Dripline Radius (Feet)	Canopy to Grade (Feet)	Wound Wood Development:	Excellent <input type="checkbox"/> Average <input checked="" type="checkbox"/>	Poor <input type="checkbox"/> None <input type="checkbox"/>
N	27		Foliage Density:	<input checked="" type="checkbox"/> Normal <input type="checkbox"/> Sparse	
NE			Weak crotches:	<input type="checkbox"/> No <input checked="" type="checkbox"/> Yes	
E	25		Oak Pit Scale:	<input checked="" type="checkbox"/> No <input type="checkbox"/> Yes	
SE			Mainstem dieback:	<input type="checkbox"/> No <input checked="" type="checkbox"/> Yes	
S	6		Exposed Roots:	<input checked="" type="checkbox"/> No <input type="checkbox"/> Yes	
SW			Epicormic growth:	<input type="checkbox"/> No <input checked="" type="checkbox"/> Yes	
W	13		Shading Out:	<input type="checkbox"/> No <input checked="" type="checkbox"/> Yes	
NW			Cavities: <input type="checkbox"/> None <input checked="" type="checkbox"/> Trunk <input type="checkbox"/> Branch		
CANOPY SPREAD (FEET):			Exfoliating Bark:	<input type="checkbox"/> No <input checked="" type="checkbox"/> Yes	
PROPOSED ACTIONS			Water Pocket(s):	<input type="checkbox"/> No <input checked="" type="checkbox"/> Yes	
Monitor for Progress: <input checked="" type="checkbox"/> Yes <input type="checkbox"/> No			Mechanical Damage:	<input type="checkbox"/> Trunk <input checked="" type="checkbox"/> Branch	
Treat Infestations: <input type="checkbox"/> Yes <input type="checkbox"/> No			<input type="checkbox"/> None		
Remove Deadwood: <input type="checkbox"/> Yes <input type="checkbox"/> No			Canker/Galls:	<input type="checkbox"/> No <input checked="" type="checkbox"/> Yes	
Support Structure: <input type="checkbox"/> Yes <input type="checkbox"/> No			Fungus:	<input type="checkbox"/> No <input checked="" type="checkbox"/> Yes	
IMPACTS & MITIGATIONS			Vigor:	<input type="checkbox"/> Excellent <input type="checkbox"/> Average	<input checked="" type="checkbox"/> Fair <input type="checkbox"/> Poor
In Impacted Area: <input type="checkbox"/> Yes <input type="checkbox"/> No n/a			Twig/ Branch Dieback:	<input type="checkbox"/> None <input type="checkbox"/> Minor	<input checked="" type="checkbox"/> Moderate <input type="checkbox"/> Extensive
Proposed Land Use: n/a			Leaf Size:	<input checked="" type="checkbox"/> Normal <input type="checkbox"/> Small	
Impacts: n/a			Heart Rot:	<input type="checkbox"/> No <input checked="" type="checkbox"/> Yes	
Mitigations: n/a			Insects:	<input type="checkbox"/> Minor <input checked="" type="checkbox"/> Moderate	<input type="checkbox"/> Extensive <input type="checkbox"/> None
			Exudations:	<input checked="" type="checkbox"/> No <input type="checkbox"/> Yes	

Comments & Notes: 1 trunk dead; basal cavity

²⁶² Health: A = Outstanding; B = Above Average; C = Average; D = Below Average; F = Dead

²⁶³ Decurrent = Lacking Strong Central Leader. Excurrent = Strong Central Leader.

²⁶⁴ Aesthetic (compared to standard tree of same species) : A = nearly symmetrical, healthy tree – F = Dead

Trunk dbh must be 4" to be included – cumulative diameters. *Juglans nigra*; *Platanus racemosa*; *Umbellularia californica*; native *Quercus sp.* Except scrub oaks not protected.

Survey Date: 3/29/11

Tree Number: 88

GENERAL CHARACTERISTICS				
Species: <input type="checkbox"/> <i>Q. agrifolia</i> <input type="checkbox"/> <i>Q. lobata</i>			Health Rating ²⁶⁵ : <input type="checkbox"/> A <input type="checkbox"/> B <input checked="" type="checkbox"/> C <input type="checkbox"/> D <input type="checkbox"/> F	
<input type="checkbox"/> <i>Ca. Sycamore</i> <input type="checkbox"/> <i>Ca. Bay</i> <input checked="" type="checkbox"/> <i>Ca. Black Walnut</i>			Form: <input type="checkbox"/> symmetric <input checked="" type="checkbox"/> minor asymmetry	
Trunk Count: 5 Height (ft.): 28			<input type="checkbox"/> major asymmetry <input type="checkbox"/> stump sprout	
Trunk DBH (in.): 7.5, 7.5, 7, 8, 7			<input type="checkbox"/> stag-head	
Percent Canopy Cover: 75%			Crown Class ²⁶⁶ : <input checked="" type="checkbox"/> Decurrent <input type="checkbox"/> Excurrent	
Existing Terrain: <input type="checkbox"/> Flat <input checked="" type="checkbox"/> Slope			Age Class: <input type="checkbox"/> immature <input type="checkbox"/> semi-mature	
Aesthetic Rating ²⁶⁷ : <input type="checkbox"/> A <input checked="" type="checkbox"/> B <input type="checkbox"/> C <input type="checkbox"/> D <input type="checkbox"/> F			<input checked="" type="checkbox"/> mature <input type="checkbox"/> over-mature/senescent	
Overall Grade: <input type="checkbox"/> A <input type="checkbox"/> B <input checked="" type="checkbox"/> C <input type="checkbox"/> D <input type="checkbox"/> F			Heritage Tree: <input checked="" type="checkbox"/> No <input type="checkbox"/> Yes	
CANOPY CHARACTERISTICS			TREE HEALTH	
	Dripline Radius (Feet)	Canopy to Grade (Feet)	Wound Wood Development:	Excellent <input type="checkbox"/> Average <input checked="" type="checkbox"/> Poor <input type="checkbox"/> None <input type="checkbox"/>
N	27		Foliage Density:	<input checked="" type="checkbox"/> Normal <input type="checkbox"/> Sparse
NE			Weak crotches:	<input type="checkbox"/> No <input checked="" type="checkbox"/> Yes
E	17		Oak Pit Scale:	<input checked="" type="checkbox"/> No <input type="checkbox"/> Yes
SE			Mainstem dieback:	<input type="checkbox"/> No <input checked="" type="checkbox"/> Yes
S	25		Exposed Roots:	<input checked="" type="checkbox"/> No <input type="checkbox"/> Yes
SW			Epicormic growth:	<input type="checkbox"/> No <input checked="" type="checkbox"/> Yes
W	22		Shading Out:	<input type="checkbox"/> No <input checked="" type="checkbox"/> Yes
NW			Cavities: <input type="checkbox"/> None <input checked="" type="checkbox"/> Trunk <input checked="" type="checkbox"/> Branch	
CANOPY SPREAD (FEET):			Exfoliating Bark:	<input type="checkbox"/> No <input checked="" type="checkbox"/> Yes
PROPOSED ACTIONS			Water Pocket(s):	<input type="checkbox"/> No <input checked="" type="checkbox"/> Yes
Monitor for Progress: <input checked="" type="checkbox"/> Yes <input type="checkbox"/> No			Mechanical Damage:	<input checked="" type="checkbox"/> Trunk <input checked="" type="checkbox"/> Branch <input type="checkbox"/> None
Treat Infestations: <input type="checkbox"/> Yes <input type="checkbox"/> No			Canker/Galls:	<input type="checkbox"/> No <input checked="" type="checkbox"/> Yes
Remove Deadwood: <input type="checkbox"/> Yes <input type="checkbox"/> No			Fungus:	<input type="checkbox"/> No <input checked="" type="checkbox"/> Yes
Support Structure: <input type="checkbox"/> Yes <input type="checkbox"/> No			Vigor:	<input type="checkbox"/> Excellent <input checked="" type="checkbox"/> Average <input type="checkbox"/> Fair <input type="checkbox"/> Poor
IMPACTS & MITIGATIONS			Twig/ Branch Dieback:	<input type="checkbox"/> None <input type="checkbox"/> Minor <input checked="" type="checkbox"/> Moderate <input type="checkbox"/> Extensive
In Impacted Area: <input type="checkbox"/> Yes <input type="checkbox"/> No n/a			Leaf Size:	<input checked="" type="checkbox"/> Normal <input type="checkbox"/> Small
Proposed Land Use: n/a			Heart Rot:	<input type="checkbox"/> No <input checked="" type="checkbox"/> Yes
Impacts: n/a			Insects:	<input type="checkbox"/> Minor <input checked="" type="checkbox"/> Moderate <input type="checkbox"/> Extensive <input type="checkbox"/> None
Mitigations: n/a			Exudations:	<input checked="" type="checkbox"/> No <input type="checkbox"/> Yes

Comments & Notes: Hollow @ base- major basal cavity

²⁶⁵ Health: A =Outstanding; B = Above Average; C = Average; D = Below Average; F = Dead

²⁶⁶ Decurrent = Lacking Strong Central Leader. Excurrent = Strong Central Leader.

²⁶⁷ Aesthetic (compared to standard tree of same species) : A = nearly symmetrical, healthy tree – F = Dead

Trunk dbh must be 4" to be included – cumulative diameters. *Juglans nigra*; *Platanus racemosa*; *Umbellularia californica*; native *Quercus sp.* Except scrub oaks not protected.

TREE FIELD DATA WORKSHEET (City of L.A.)

LDC Project No. 10003-001

Survey Date:

Tree Number: 89

GENERAL CHARACTERISTICS				
Species: <input type="checkbox"/> <i>Q. agrifolia</i> <input type="checkbox"/> <i>Q. lobata</i>			Health Rating ²⁶⁸ : <input type="checkbox"/> A <input checked="" type="checkbox"/> B <input type="checkbox"/> C <input type="checkbox"/> D <input type="checkbox"/> F	
<input type="checkbox"/> <i>Ca. Sycamore</i> <input type="checkbox"/> <i>Ca. Bay</i> <input checked="" type="checkbox"/> <i>Ca. Black Walnut</i>			Form: <input checked="" type="checkbox"/> symmetric <input type="checkbox"/> minor asymmetry	
Trunk Count: 3 Height (ft.): 10			<input type="checkbox"/> major asymmetry <input type="checkbox"/> stump sprout	
Trunk DBH (in.): 2, 2, 2.5			<input type="checkbox"/> stag-head	
Percent Canopy Cover: 80%			Crown Class ²⁶⁹ : <input checked="" type="checkbox"/> Decurrent <input type="checkbox"/> Excurrent	
Existing Terrain: <input type="checkbox"/> Flat <input checked="" type="checkbox"/> Slope			Age Class: <input checked="" type="checkbox"/> immature <input type="checkbox"/> semi-mature	
Aesthetic Rating ²⁷⁰ : <input type="checkbox"/> A <input checked="" type="checkbox"/> B <input type="checkbox"/> C <input type="checkbox"/> D <input type="checkbox"/> F			<input type="checkbox"/> mature <input type="checkbox"/> over-mature/senescent	
Overall Grade: <input type="checkbox"/> A <input checked="" type="checkbox"/> B <input type="checkbox"/> C <input type="checkbox"/> D <input type="checkbox"/> F			Heritage Tree: <input checked="" type="checkbox"/> No <input type="checkbox"/> Yes	
CANOPY CHARACTERISTICS			TREE HEALTH	
	Dripline Radius (Feet)	Canopy to Grade (Feet)	Wound Wood Development:	Excellent <input type="checkbox"/> Average <input type="checkbox"/> Poor <input type="checkbox"/> None <input checked="" type="checkbox"/>
N	8		Foliage Density:	<input checked="" type="checkbox"/> Normal <input type="checkbox"/> Sparse
NE			Weak crotches:	<input checked="" type="checkbox"/> No <input type="checkbox"/> Yes
E	7		Oak Pit Scale:	<input checked="" type="checkbox"/> No <input type="checkbox"/> Yes
SE			Mainstem dieback:	<input checked="" type="checkbox"/> No <input type="checkbox"/> Yes
S	8		Exposed Roots:	<input checked="" type="checkbox"/> No <input type="checkbox"/> Yes
SW			Epicormic growth:	<input checked="" type="checkbox"/> No <input type="checkbox"/> Yes
W	6		Shading Out:	<input checked="" type="checkbox"/> No <input type="checkbox"/> Yes
NW			Cavities: <input checked="" type="checkbox"/> None <input type="checkbox"/> Trunk <input type="checkbox"/> Branch	
CANOPY SPREAD (FEET):			Exfoliating Bark:	<input checked="" type="checkbox"/> No <input type="checkbox"/> Yes
PROPOSED ACTIONS			Water Pocket(s):	<input checked="" type="checkbox"/> No <input type="checkbox"/> Yes
Monitor for Progress: <input checked="" type="checkbox"/> Yes <input type="checkbox"/> No			Mechanical Damage:	<input type="checkbox"/> Trunk <input checked="" type="checkbox"/> Branch <input checked="" type="checkbox"/> None
Treat Infestations: <input type="checkbox"/> Yes <input type="checkbox"/> No			Canker/Galls:	<input checked="" type="checkbox"/> No <input type="checkbox"/> Yes
Remove Deadwood: <input type="checkbox"/> Yes <input type="checkbox"/> No			Fungus:	<input checked="" type="checkbox"/> No <input type="checkbox"/> Yes
Support Structure: <input type="checkbox"/> Yes <input type="checkbox"/> No			Vigor:	<input type="checkbox"/> Excellent <input checked="" type="checkbox"/> Average <input type="checkbox"/> Fair <input type="checkbox"/> Poor
IMPACTS & MITIGATIONS			Twig/ Branch Dieback:	<input checked="" type="checkbox"/> None <input type="checkbox"/> Minor <input type="checkbox"/> Moderate <input type="checkbox"/> Extensive
In Impacted Area: <input type="checkbox"/> Yes <input type="checkbox"/> No n/a			Leaf Size:	<input checked="" type="checkbox"/> Normal <input type="checkbox"/> Small
Proposed Land Use: n/a			Heart Rot:	<input checked="" type="checkbox"/> No <input type="checkbox"/> Yes
Impacts: n/a			Insects:	<input type="checkbox"/> Minor <input type="checkbox"/> Moderate <input type="checkbox"/> Extensive <input checked="" type="checkbox"/> None
Mitigations: n/a			Exudations:	<input checked="" type="checkbox"/> No <input type="checkbox"/> Yes

Comments & Notes:

²⁶⁸ Health: A = Outstanding; B = Above Average; C = Average; D = Below Average; F = Dead

²⁶⁹ Decurrent = Lacking Strong Central Leader. Excurrent = Strong Central Leader.

²⁷⁰ Aesthetic (compared to standard tree of same species) : A = nearly symmetrical, healthy tree – F = Dead

Trunk dbh must be 4" to be included – cumulative diameters. *Juglans nigra*; *Platanus racemosa*; *Umbellularia californica*; native *Quercus sp.* Except scrub oaks not protected.

Survey Date: 3/29/11

Tree Number: 90

GENERAL CHARACTERISTICS				
Species: <input type="checkbox"/> <i>Q. agrifolia</i> <input type="checkbox"/> <i>Q. lobata</i>			Health Rating ²⁷¹ : <input type="checkbox"/> A <input type="checkbox"/> B <input checked="" type="checkbox"/> C <input type="checkbox"/> D <input type="checkbox"/> F	
<input type="checkbox"/> <i>Ca. Sycamore</i> <input type="checkbox"/> <i>Ca. Bay</i> <input checked="" type="checkbox"/> <i>Ca. Black Walnut</i>			Form: <input type="checkbox"/> symmetric <input checked="" type="checkbox"/> minor asymmetry	
Trunk Count: 5 Height (ft.): 12			<input type="checkbox"/> major asymmetry <input type="checkbox"/> stump sprout	
Trunk DBH (in.): 2, 1.5, 1, 2.5, 2			<input type="checkbox"/> stag-head	
Percent Canopy Cover: 75%			Crown Class ²⁷² : <input checked="" type="checkbox"/> Decurrent <input type="checkbox"/> Excurrent	
Existing Terrain: <input type="checkbox"/> Flat <input checked="" type="checkbox"/> Slope			Age Class: <input checked="" type="checkbox"/> immature <input type="checkbox"/> semi-mature	
Aesthetic Rating ²⁷³ : <input type="checkbox"/> A <input checked="" type="checkbox"/> B <input type="checkbox"/> C <input type="checkbox"/> D <input type="checkbox"/> F			<input type="checkbox"/> mature <input type="checkbox"/> over-mature/senescent	
Overall Grade: <input type="checkbox"/> A <input type="checkbox"/> B <input checked="" type="checkbox"/> C <input type="checkbox"/> D <input type="checkbox"/> F			Heritage Tree: <input checked="" type="checkbox"/> No <input type="checkbox"/> Yes	
CANOPY CHARACTERISTICS			TREE HEALTH	
	Dripline Radius (Feet)	Canopy to Grade (Feet)	Wound Wood Development:	Excellent <input type="checkbox"/> Average <input type="checkbox"/> Poor <input type="checkbox"/> None <input checked="" type="checkbox"/>
N	11		Foliage Density:	<input checked="" type="checkbox"/> Normal <input type="checkbox"/> Sparse
NE			Weak crotches:	<input checked="" type="checkbox"/> No <input type="checkbox"/> Yes
E	12		Oak Pit Scale:	<input checked="" type="checkbox"/> No <input type="checkbox"/> Yes
SE			Mainstem dieback:	<input checked="" type="checkbox"/> No <input type="checkbox"/> Yes
S	12		Exposed Roots:	<input checked="" type="checkbox"/> No <input type="checkbox"/> Yes
SW			Epicormic growth:	<input checked="" type="checkbox"/> No <input type="checkbox"/> Yes
W	4		Shading Out:	<input checked="" type="checkbox"/> No <input type="checkbox"/> Yes
NW			Cavities: <input checked="" type="checkbox"/> None	<input type="checkbox"/> Trunk <input type="checkbox"/> Branch
CANOPY SPREAD (FEET):			Exfoliating Bark:	<input checked="" type="checkbox"/> No <input type="checkbox"/> Yes
PROPOSED ACTIONS			Water Pocket(s):	<input checked="" type="checkbox"/> No <input type="checkbox"/> Yes
Monitor for Progress: <input checked="" type="checkbox"/> Yes <input type="checkbox"/> No			Mechanical Damage:	<input type="checkbox"/> Trunk <input type="checkbox"/> Branch <input checked="" type="checkbox"/> None
Treat Infestations: <input type="checkbox"/> Yes <input type="checkbox"/> No			Canker/Galls:	<input type="checkbox"/> No <input checked="" type="checkbox"/> Yes
Remove Deadwood: <input type="checkbox"/> Yes <input type="checkbox"/> No			Fungus:	<input checked="" type="checkbox"/> No <input type="checkbox"/> Yes
Support Structure: <input type="checkbox"/> Yes <input type="checkbox"/> No			Vigor:	<input type="checkbox"/> Excellent <input type="checkbox"/> Average <input checked="" type="checkbox"/> Fair <input type="checkbox"/> Poor
IMPACTS & MITIGATIONS			Twig/ Branch Dieback:	<input type="checkbox"/> None <input type="checkbox"/> Minor <input checked="" type="checkbox"/> Moderate <input type="checkbox"/> Extensive
In Impacted Area: <input type="checkbox"/> Yes <input type="checkbox"/> No n/a			Leaf Size:	<input checked="" type="checkbox"/> Normal <input type="checkbox"/> Small
Proposed Land Use: n/a			Heart Rot:	<input checked="" type="checkbox"/> No <input type="checkbox"/> Yes
Impacts: n/a			Insects:	<input checked="" type="checkbox"/> Minor <input type="checkbox"/> Moderate <input type="checkbox"/> Extensive <input type="checkbox"/> None
Mitigations: n/a			Exudations:	<input checked="" type="checkbox"/> No <input type="checkbox"/> Yes

Comments & Notes:

²⁷¹ Health: A = Outstanding; B = Above Average; C = Average; D = Below Average; F = Dead

²⁷² Decurrent = Lacking Strong Central Leader. Excurrent = Strong Central Leader.

²⁷³ Aesthetic (compared to standard tree of same species) : A = nearly symmetrical, healthy tree – F = Dead

Trunk dbh must be 4" to be included – cumulative diameters. *Juglans nigra*; *Platanus racemosa*; *Umbellularia californica*; native *Quercus sp.* Except scrub oaks not protected.

TREE FIELD DATA WORKSHEET (City of L.A.)

LDC Project No. 10003-001

Survey Date: 3/29/11

Tree Number: 91

GENERAL CHARACTERISTICS				
Species: <input type="checkbox"/> <i>Q. agrifolia</i> <input type="checkbox"/> <i>Q. lobata</i>			Health Rating ²⁷⁴ : <input type="checkbox"/> A <input type="checkbox"/> B <input type="checkbox"/> C <input checked="" type="checkbox"/> D <input type="checkbox"/> F	
<input type="checkbox"/> <i>Ca. Sycamore</i> <input type="checkbox"/> <i>Ca. Bay</i> <input checked="" type="checkbox"/> <i>Ca. Black Walnut</i>			Form: <input type="checkbox"/> symmetric <input type="checkbox"/> minor asymmetry	
Trunk Count: 6 Height (ft.): 18			<input checked="" type="checkbox"/> major asymmetry <input type="checkbox"/> stump sprout	
Trunk DBH (in.): 3.5, 2, 2, 3.5, 6, 4.5, 5			<input type="checkbox"/> stag-head	
Percent Canopy Cover: 75%			Crown Class ²⁷⁵ : <input checked="" type="checkbox"/> Decurrent <input type="checkbox"/> Excurrent	
Existing Terrain: <input type="checkbox"/> Flat <input checked="" type="checkbox"/> Slope			Age Class: <input type="checkbox"/> immature <input type="checkbox"/> semi-mature	
Aesthetic Rating ²⁷⁶ : <input type="checkbox"/> A <input type="checkbox"/> B <input type="checkbox"/> C <input checked="" type="checkbox"/> D <input type="checkbox"/> F			<input checked="" type="checkbox"/> mature <input type="checkbox"/> over-mature/senescent	
Overall Grade: <input type="checkbox"/> A <input type="checkbox"/> B <input type="checkbox"/> C <input checked="" type="checkbox"/> D <input type="checkbox"/> F			Heritage Tree: <input checked="" type="checkbox"/> No <input type="checkbox"/> Yes	
CANOPY CHARACTERISTICS			TREE HEALTH	
	Dripline Radius (Feet)	Canopy to Grade (Feet)	Wound Wood Development:	Excellent <input type="checkbox"/> Average <input type="checkbox"/> Poor <input checked="" type="checkbox"/> None <input type="checkbox"/>
N	15		Foliage Density:	<input checked="" type="checkbox"/> Normal <input type="checkbox"/> Sparse
NE			Weak crotches:	<input checked="" type="checkbox"/> No <input type="checkbox"/> Yes
E	10		Oak Pit Scale:	<input checked="" type="checkbox"/> No <input type="checkbox"/> Yes
SE			Mainstem dieback:	<input type="checkbox"/> No <input checked="" type="checkbox"/> Yes
S	14		Exposed Roots:	<input checked="" type="checkbox"/> No <input type="checkbox"/> Yes
SW			Epicormic growth:	<input type="checkbox"/> No <input checked="" type="checkbox"/> Yes
W	24		Shading Out:	<input type="checkbox"/> No <input checked="" type="checkbox"/> Yes
NW			Cavities: <input checked="" type="checkbox"/> None <input type="checkbox"/> Trunk <input type="checkbox"/> Branch	
CANOPY SPREAD (FEET):			Exfoliating Bark:	<input type="checkbox"/> No <input checked="" type="checkbox"/> Yes
PROPOSED ACTIONS			Water Pocket(s):	<input checked="" type="checkbox"/> No <input type="checkbox"/> Yes
Monitor for Progress: <input checked="" type="checkbox"/> Yes <input type="checkbox"/> No			Mechanical Damage:	<input type="checkbox"/> Trunk <input checked="" type="checkbox"/> Branch <input checked="" type="checkbox"/> None
Treat Infestations: <input type="checkbox"/> Yes <input type="checkbox"/> No			Canker/Galls:	<input type="checkbox"/> No <input checked="" type="checkbox"/> Yes
Remove Deadwood: <input type="checkbox"/> Yes <input type="checkbox"/> No			Fungus:	<input type="checkbox"/> No <input checked="" type="checkbox"/> Yes
Support Structure: <input type="checkbox"/> Yes <input type="checkbox"/> No			Vigor:	<input type="checkbox"/> Excellent <input type="checkbox"/> Average <input checked="" type="checkbox"/> Fair <input type="checkbox"/> Poor
IMPACTS & MITIGATIONS			Twig/ Branch Dieback:	<input type="checkbox"/> None <input type="checkbox"/> Minor <input checked="" type="checkbox"/> Moderate <input type="checkbox"/> Extensive
In Impacted Area: <input type="checkbox"/> Yes <input type="checkbox"/> No n/a			Leaf Size:	<input type="checkbox"/> Normal <input checked="" type="checkbox"/> Small
Proposed Land Use: n/a			Heart Rot:	<input type="checkbox"/> No <input checked="" type="checkbox"/> Yes
Impacts: n/a			Insects:	<input type="checkbox"/> Minor <input type="checkbox"/> Moderate <input checked="" type="checkbox"/> Extensive <input type="checkbox"/> None
Mitigations: n/a			Exudations:	<input checked="" type="checkbox"/> No <input type="checkbox"/> Yes

Comments & Notes: 1000 cankers; main trunk broken and bowed to north

²⁷⁴ Health: A =Outstanding; B = Above Average; C = Average; D = Below Average; F = Dead

²⁷⁵ Decurrent = Lacking Strong Central Leader. Excurrent = Strong Central Leader.

²⁷⁶ Aesthetic (compared to standard tree of same species) : A = nearly symmetrical, healthy tree – F = Dead

Trunk dbh must be 4" to be included – cumulative diameters. *Juglans nigra*; *Platanus racemosa*; *Umbellularia californica*; native *Quercus sp.* Except scrub oaks not protected.

Survey Date: 3/29/11

Tree Number: 92

GENERAL CHARACTERISTICS				
Species: <input type="checkbox"/> <i>Q. agrifolia</i> <input type="checkbox"/> <i>Q. lobata</i>			Health Rating ²⁷⁷ : <input type="checkbox"/> A <input type="checkbox"/> B <input type="checkbox"/> C <input checked="" type="checkbox"/> D <input type="checkbox"/> F	
<input type="checkbox"/> <i>Ca. Sycamore</i> <input type="checkbox"/> <i>Ca. Bay</i> <input checked="" type="checkbox"/> <i>Ca. Black Walnut</i>			Form: <input type="checkbox"/> symmetric <input type="checkbox"/> minor asymmetry	
Trunk Count: 1 Height (ft.): 18			<input checked="" type="checkbox"/> major asymmetry <input type="checkbox"/> stump sprout	
Trunk DBH (in.): 4			<input type="checkbox"/> stag-head	
Percent Canopy Cover: 70%			Crown Class ²⁷⁸ : <input checked="" type="checkbox"/> Decurrent <input type="checkbox"/> Excurrent	
Existing Terrain: <input type="checkbox"/> Flat <input checked="" type="checkbox"/> Slope			Age Class: <input type="checkbox"/> immature <input checked="" type="checkbox"/> semi-mature	
Aesthetic Rating ²⁷⁹ : <input type="checkbox"/> A <input type="checkbox"/> B <input type="checkbox"/> C <input checked="" type="checkbox"/> D <input type="checkbox"/> F			<input type="checkbox"/> mature <input type="checkbox"/> over-mature/senescent	
Overall Grade: <input type="checkbox"/> A <input type="checkbox"/> B <input type="checkbox"/> C <input checked="" type="checkbox"/> D <input type="checkbox"/> F			Heritage Tree: <input checked="" type="checkbox"/> No <input type="checkbox"/> Yes	
CANOPY CHARACTERISTICS			TREE HEALTH	
	Dripline Radius (Feet)	Canopy to Grade (Feet)	Wound Wood Development:	Excellent <input type="checkbox"/> Average <input type="checkbox"/> Poor <input checked="" type="checkbox"/> None <input type="checkbox"/>
N	9		Foliage Density:	<input checked="" type="checkbox"/> Normal <input type="checkbox"/> Sparse
NE			Weak crotches:	<input checked="" type="checkbox"/> No <input type="checkbox"/> Yes
E	21		Oak Pit Scale:	<input checked="" type="checkbox"/> No <input type="checkbox"/> Yes
SE			Mainstem dieback:	<input type="checkbox"/> No <input checked="" type="checkbox"/> Yes
S	13		Exposed Roots:	<input checked="" type="checkbox"/> No <input type="checkbox"/> Yes
SW			Epicormic growth:	<input type="checkbox"/> No <input checked="" type="checkbox"/> Yes
W	2		Shading Out:	<input type="checkbox"/> No <input checked="" type="checkbox"/> Yes
NW			Cavities: <input checked="" type="checkbox"/> None	<input type="checkbox"/> Trunk <input type="checkbox"/> Branch
CANOPY SPREAD (FEET):			Exfoliating Bark:	<input checked="" type="checkbox"/> No <input type="checkbox"/> Yes
PROPOSED ACTIONS			Water Pocket(s):	<input checked="" type="checkbox"/> No <input type="checkbox"/> Yes
Monitor for Progress: <input checked="" type="checkbox"/> Yes <input type="checkbox"/> No			Mechanical Damage:	<input type="checkbox"/> Trunk <input type="checkbox"/> Branch <input checked="" type="checkbox"/> None
Treat Infestations: <input type="checkbox"/> Yes <input type="checkbox"/> No			Canker/Galls:	<input type="checkbox"/> No <input checked="" type="checkbox"/> Yes
Remove Deadwood: <input type="checkbox"/> Yes <input type="checkbox"/> No			Fungus:	<input type="checkbox"/> No <input checked="" type="checkbox"/> Yes
Support Structure: <input type="checkbox"/> Yes <input type="checkbox"/> No			Vigor:	<input type="checkbox"/> Excellent <input type="checkbox"/> Average <input checked="" type="checkbox"/> Fair <input type="checkbox"/> Poor
IMPACTS & MITIGATIONS			Twig/ Branch Dieback:	<input type="checkbox"/> None <input type="checkbox"/> Minor <input checked="" type="checkbox"/> Moderate <input type="checkbox"/> Extensive
In Impacted Area: <input type="checkbox"/> Yes <input type="checkbox"/> No n/a			Leaf Size:	<input type="checkbox"/> Normal <input checked="" type="checkbox"/> Small
Proposed Land Use: n/a			Heart Rot:	<input type="checkbox"/> No <input checked="" type="checkbox"/> Yes
Impacts: n/a			Insects:	<input type="checkbox"/> Minor <input checked="" type="checkbox"/> Moderate <input type="checkbox"/> Extensive <input type="checkbox"/> None
Mitigations: n/a			Exudations:	<input checked="" type="checkbox"/> No <input type="checkbox"/> Yes

Comments & Notes: Mainstem broken at top; 1000 cankers.

²⁷⁷ Health: A = Outstanding; B = Above Average; C = Average; D = Below Average; F = Dead

²⁷⁸ Decurrent = Lacking Strong Central Leader. Excurrent = Strong Central Leader.

²⁷⁹ Aesthetic (compared to standard tree of same species) : A = nearly symmetrical, healthy tree – F = Dead

Trunk dbh must be 4" to be included – cumulative diameters. *Juglans nigra*; *Platanus racemosa*; *Umbellularia californica*; native *Quercus sp.* Except scrub oaks not protected.

Survey Date: 3/29/11

Tree Number: 93

GENERAL CHARACTERISTICS				
Species: <input type="checkbox"/> <i>Q. agrifolia</i> <input type="checkbox"/> <i>Q. lobata</i>			Health Rating ²⁸⁰ : <input type="checkbox"/> A <input type="checkbox"/> B <input checked="" type="checkbox"/> C <input type="checkbox"/> D <input type="checkbox"/> F	
<input type="checkbox"/> <i>Ca. Sycamore</i> <input type="checkbox"/> <i>Ca. Bay</i> <input checked="" type="checkbox"/> <i>Ca. Black Walnut</i>			Form: <input type="checkbox"/> symmetric <input checked="" type="checkbox"/> minor asymmetry	
Trunk Count: 5 Height (ft.): 28			<input type="checkbox"/> major asymmetry <input type="checkbox"/> stump sprout	
Trunk DBH (in.): 7, 5.5, 13, 13.5, 7			<input type="checkbox"/> stag-head	
Percent Canopy Cover: 75%			Crown Class ²⁸¹ : <input checked="" type="checkbox"/> Decurrent <input type="checkbox"/> Excurrent	
Existing Terrain: <input type="checkbox"/> Flat <input checked="" type="checkbox"/> Slope			Age Class: <input type="checkbox"/> immature <input type="checkbox"/> semi-mature	
Aesthetic Rating ²⁸² : <input type="checkbox"/> A <input checked="" type="checkbox"/> B- <input type="checkbox"/> C <input type="checkbox"/> D <input type="checkbox"/> F			<input type="checkbox"/> mature <input checked="" type="checkbox"/> over-mature/senescent	
Overall Grade: <input type="checkbox"/> A <input type="checkbox"/> B <input checked="" type="checkbox"/> C <input type="checkbox"/> D <input type="checkbox"/> F			Heritage Tree: <input checked="" type="checkbox"/> No <input type="checkbox"/> Yes	
CANOPY CHARACTERISTICS			TREE HEALTH	
	Dripline Radius (Feet)	Canopy to Grade (Feet)	Wound Wood Development:	Excellent <input type="checkbox"/> Average <input type="checkbox"/> Poor <input checked="" type="checkbox"/> None <input type="checkbox"/>
N	20		Foliage Density:	<input type="checkbox"/> Normal <input checked="" type="checkbox"/> Sparse
NE			Weak crotches:	<input type="checkbox"/> No <input checked="" type="checkbox"/> Yes
E	22		Oak Pit Scale:	<input checked="" type="checkbox"/> No <input type="checkbox"/> Yes
SE			Mainstem dieback:	<input type="checkbox"/> No <input checked="" type="checkbox"/> Yes
S	28		Exposed Roots:	<input checked="" type="checkbox"/> No <input type="checkbox"/> Yes
SW			Epicormic growth:	<input type="checkbox"/> No <input checked="" type="checkbox"/> Yes
W	22		Shading Out:	<input type="checkbox"/> No <input checked="" type="checkbox"/> Yes
NW			Cavities: <input type="checkbox"/> None <input checked="" type="checkbox"/> Trunk <input checked="" type="checkbox"/> Branch	
CANOPY SPREAD (FEET):			Exfoliating Bark:	<input type="checkbox"/> No <input checked="" type="checkbox"/> Yes
PROPOSED ACTIONS			Water Pocket(s):	<input type="checkbox"/> No <input checked="" type="checkbox"/> Yes
Monitor for Progress: <input checked="" type="checkbox"/> Yes <input type="checkbox"/> No			Mechanical Damage:	<input type="checkbox"/> Trunk <input type="checkbox"/> Branch <input checked="" type="checkbox"/> None
Treat Infestations: <input type="checkbox"/> Yes <input type="checkbox"/> No			Canker/Galls:	<input type="checkbox"/> No <input checked="" type="checkbox"/> Yes
Remove Deadwood: <input type="checkbox"/> Yes <input type="checkbox"/> No			Fungus:	<input type="checkbox"/> No <input checked="" type="checkbox"/> Yes
Support Structure: <input type="checkbox"/> Yes <input type="checkbox"/> No			Vigor:	<input type="checkbox"/> Excellent <input type="checkbox"/> Average <input checked="" type="checkbox"/> Fair <input type="checkbox"/> Poor
IMPACTS & MITIGATIONS			Twig/ Branch Dieback:	<input type="checkbox"/> None <input type="checkbox"/> Minor <input checked="" type="checkbox"/> Moderate <input type="checkbox"/> Extensive
In Impacted Area: <input type="checkbox"/> Yes <input type="checkbox"/> No n/a			Leaf Size:	<input type="checkbox"/> Normal <input checked="" type="checkbox"/> Small
Proposed Land Use: n/a			Heart Rot:	<input type="checkbox"/> No <input checked="" type="checkbox"/> Yes
Impacts: n/a			Insects:	<input type="checkbox"/> Minor <input checked="" type="checkbox"/> Moderate <input type="checkbox"/> Extensive <input type="checkbox"/> None
Mitigations: n/a			Exudations:	<input checked="" type="checkbox"/> No <input type="checkbox"/> Yes

Comments & Notes: woodrat nest at base; larger basal cavity

²⁸⁰ Health: A = Outstanding; B = Above Average; C = Average; D = Below Average; F = Dead

²⁸¹ Decurrent = Lacking Strong Central Leader. Excurrent = Strong Central Leader.

²⁸² Aesthetic (compared to standard tree of same species) : A = nearly symmetrical, healthy tree – F = Dead

Trunk dbh must be 4" to be included – cumulative diameters. *Juglans nigra*; *Platanus racemosa*; *Umbellularia californica*; native *Quercus sp.* Except scrub oaks not protected.

TREE FIELD DATA WORKSHEET (City of L.A.)

LDC Project No. 10003-001

Survey Date: 3/29/11

Tree Number: 94

GENERAL CHARACTERISTICS				
Species: <input type="checkbox"/> <i>Q. agrifolia</i> <input type="checkbox"/> <i>Q. lobata</i>			Health Rating ²⁸³ : <input type="checkbox"/> A <input type="checkbox"/> B <input type="checkbox"/> C <input checked="" type="checkbox"/> D <input type="checkbox"/> F	
<input type="checkbox"/> <i>Ca. Sycamore</i> <input type="checkbox"/> <i>Ca. Bay</i> <input checked="" type="checkbox"/> <i>Ca. Black Walnut</i>			Form: <input type="checkbox"/> symmetric <input type="checkbox"/> minor asymmetry	
Trunk Count: 1 Height (ft.): 25			<input checked="" type="checkbox"/> major asymmetry <input type="checkbox"/> stump sprout	
Trunk DBH (in.): 10.5			<input type="checkbox"/> stag-head	
Percent Canopy Cover: 60%			Crown Class ²⁸⁴ : <input checked="" type="checkbox"/> Decurrent <input type="checkbox"/> Excurrent	
Existing Terrain: <input type="checkbox"/> Flat <input checked="" type="checkbox"/> Slope			Age Class: <input type="checkbox"/> immature <input type="checkbox"/> semi-mature	
Aesthetic Rating ²⁸⁵ : <input type="checkbox"/> A <input type="checkbox"/> B <input type="checkbox"/> C <input checked="" type="checkbox"/> D <input type="checkbox"/> F			<input checked="" type="checkbox"/> mature <input type="checkbox"/> over-mature/senescent	
Overall Grade: <input type="checkbox"/> A <input type="checkbox"/> B <input type="checkbox"/> C <input checked="" type="checkbox"/> D <input type="checkbox"/> F			Heritage Tree: <input checked="" type="checkbox"/> No <input type="checkbox"/> Yes	
CANOPY CHARACTERISTICS			TREE HEALTH	
	Dripline Radius (Feet)	Canopy to Grade (Feet)	Wound Wood Development:	Excellent <input type="checkbox"/> Average <input checked="" type="checkbox"/> Poor <input type="checkbox"/> None <input type="checkbox"/>
N	7		Foliage Density:	<input type="checkbox"/> Normal <input checked="" type="checkbox"/> Sparse
NE			Weak crotches:	<input checked="" type="checkbox"/> No <input type="checkbox"/> Yes
E	23		Oak Pit Scale:	<input checked="" type="checkbox"/> No <input type="checkbox"/> Yes
SE			Mainstem dieback:	<input type="checkbox"/> No <input checked="" type="checkbox"/> Yes
S	24		Exposed Roots:	<input checked="" type="checkbox"/> No <input type="checkbox"/> Yes
SW			Epicormic growth:	<input type="checkbox"/> No <input checked="" type="checkbox"/> Yes
W	5		Shading Out:	<input type="checkbox"/> No <input checked="" type="checkbox"/> Yes
NW			Cavities: <input checked="" type="checkbox"/> None <input type="checkbox"/> Trunk <input type="checkbox"/> Branch	
CANOPY SPREAD (FEET):			Exfoliating Bark:	<input type="checkbox"/> No <input checked="" type="checkbox"/> Yes
PROPOSED ACTIONS			Water Pocket(s):	<input checked="" type="checkbox"/> No <input type="checkbox"/> Yes
Monitor for Progress: <input checked="" type="checkbox"/> Yes <input type="checkbox"/> No			Mechanical Damage:	<input type="checkbox"/> Trunk <input type="checkbox"/> Branch <input checked="" type="checkbox"/> None
Treat Infestations: <input type="checkbox"/> Yes <input type="checkbox"/> No			Canker/Galls:	<input type="checkbox"/> No <input checked="" type="checkbox"/> Yes
Remove Deadwood: <input type="checkbox"/> Yes <input type="checkbox"/> No			Fungus:	<input type="checkbox"/> No <input checked="" type="checkbox"/> Yes
Support Structure: <input type="checkbox"/> Yes <input type="checkbox"/> No			Vigor:	<input type="checkbox"/> Excellent <input type="checkbox"/> Average <input type="checkbox"/> Fair <input checked="" type="checkbox"/> Poor
IMPACTS & MITIGATIONS			Twig/ Branch Dieback:	<input type="checkbox"/> None <input type="checkbox"/> Minor <input checked="" type="checkbox"/> Moderate <input type="checkbox"/> Extensive
In Impacted Area: <input type="checkbox"/> Yes <input type="checkbox"/> No n/a			Leaf Size:	<input type="checkbox"/> Normal <input checked="" type="checkbox"/> Small
Proposed Land Use: n/a			Heart Rot:	<input type="checkbox"/> No <input checked="" type="checkbox"/> Yes
Impacts: n/a			Insects:	<input type="checkbox"/> Minor <input type="checkbox"/> Moderate <input checked="" type="checkbox"/> Extensive <input type="checkbox"/> None
Mitigations: n/a			Exudations:	<input checked="" type="checkbox"/> No <input type="checkbox"/> Yes

Comments & Notes: 1000 canker

²⁸³ Health: A =Outstanding; B = Above Average; C = Average; D = Below Average; F = Dead

²⁸⁴ Decurrent = Lacking Strong Central Leader. Excurrent = Strong Central Leader.

²⁸⁵ Aesthetic (compared to standard tree of same species) : A = nearly symmetrical, healthy tree – F = Dead

Trunk dbh must be 4" to be included – cumulative diameters. *Juglans nigra*; *Platanus racemosa*; *Umbellularia californica*; native *Quercus sp.* Except scrub oaks not protected.

Survey Date: 3/29/11

Tree Number: 95

GENERAL CHARACTERISTICS				
Species: <input type="checkbox"/> <i>Q. agrifolia</i> <input type="checkbox"/> <i>Q. lobata</i>			Health Rating ²⁸⁶ : <input type="checkbox"/> A <input type="checkbox"/> B <input checked="" type="checkbox"/> C <input type="checkbox"/> D <input type="checkbox"/> F	
<input type="checkbox"/> <i>Ca. Sycamore</i> <input type="checkbox"/> <i>Ca. Bay</i> <input checked="" type="checkbox"/> <i>Ca. Black Walnut</i>			Form: <input checked="" type="checkbox"/> symmetric <input type="checkbox"/> minor asymmetry	
Trunk Count: 3 Height (ft.): 15			<input type="checkbox"/> major asymmetry <input type="checkbox"/> stump sprout	
Trunk DBH (in.): 1.5, 2, 2.5			<input type="checkbox"/> stag-head	
Percent Canopy Cover: 50%			Crown Class ²⁸⁷ : <input checked="" type="checkbox"/> Decurrent <input type="checkbox"/> Excurrent	
Existing Terrain: <input type="checkbox"/> Flat <input checked="" type="checkbox"/> Slope			Age Class: <input checked="" type="checkbox"/> immature <input type="checkbox"/> semi-mature	
Aesthetic Rating ²⁸⁸ : <input type="checkbox"/> A <input type="checkbox"/> B <input checked="" type="checkbox"/> C <input type="checkbox"/> D <input type="checkbox"/> F			<input type="checkbox"/> mature <input type="checkbox"/> over-mature/senescent	
Overall Grade: <input type="checkbox"/> A <input type="checkbox"/> B <input checked="" type="checkbox"/> C <input type="checkbox"/> D <input type="checkbox"/> F			Heritage Tree: <input checked="" type="checkbox"/> No <input type="checkbox"/> Yes	
CANOPY CHARACTERISTICS			TREE HEALTH	
	Dripline Radius (Feet)	Canopy to Grade (Feet)	Wound Wood Development:	Excellent <input type="checkbox"/> Average <input type="checkbox"/> Poor <input type="checkbox"/> None <input checked="" type="checkbox"/>
N	8		Foliage Density:	<input type="checkbox"/> Normal <input checked="" type="checkbox"/> Sparse
NE			Weak crotches:	<input checked="" type="checkbox"/> No <input type="checkbox"/> Yes
E	9		Oak Pit Scale:	<input checked="" type="checkbox"/> No <input type="checkbox"/> Yes
SE			Mainstem dieback:	<input checked="" type="checkbox"/> No <input type="checkbox"/> Yes
S	10		Exposed Roots:	<input checked="" type="checkbox"/> No <input type="checkbox"/> Yes
SW			Epicormic growth:	<input checked="" type="checkbox"/> No <input type="checkbox"/> Yes
W	11		Shading Out:	<input checked="" type="checkbox"/> No <input checked="" type="checkbox"/> Yes
NW			Cavities: <input checked="" type="checkbox"/> None	<input type="checkbox"/> Trunk <input type="checkbox"/> Branch
CANOPY SPREAD (FEET):			Exfoliating Bark:	<input type="checkbox"/> No <input checked="" type="checkbox"/> Yes
PROPOSED ACTIONS			Water Pocket(s):	<input type="checkbox"/> No <input checked="" type="checkbox"/> Yes
Monitor for Progress:			Mechanical Damage:	<input type="checkbox"/> Trunk <input type="checkbox"/> Branch <input checked="" type="checkbox"/> None
Treat Infestations:			Canker/Galls:	<input type="checkbox"/> No <input checked="" type="checkbox"/> Yes
Remove Deadwood:			Fungus:	<input type="checkbox"/> No <input checked="" type="checkbox"/> Yes
Support Structure:			Vigor:	<input type="checkbox"/> Excellent <input checked="" type="checkbox"/> Average <input type="checkbox"/> Fair <input type="checkbox"/> Poor
IMPACTS & MITIGATIONS			Twig/ Branch Dieback:	<input type="checkbox"/> None <input checked="" type="checkbox"/> Minor <input type="checkbox"/> Moderate <input type="checkbox"/> Extensive
In Impacted Area: <input type="checkbox"/> Yes <input type="checkbox"/> No n/a			Leaf Size:	<input type="checkbox"/> Normal <input checked="" type="checkbox"/> Small
Proposed Land Use: n/a			Heart Rot:	<input checked="" type="checkbox"/> No <input type="checkbox"/> Yes
Impacts: n/a			Insects:	<input checked="" type="checkbox"/> Minor <input type="checkbox"/> Moderate <input type="checkbox"/> Extensive <input type="checkbox"/> None
Mitigations: n/a			Exudations:	<input checked="" type="checkbox"/> No <input type="checkbox"/> Yes

Comments & Notes: Trees 5~8 are closely connected; may have come from one or two large root bases. Base broken apart.

²⁸⁶ Health: A = Outstanding; B = Above Average; C = Average; D = Below Average; F = Dead

²⁸⁷ Decurrent = Lacking Strong Central Leader. Excurrent = Strong Central Leader.

²⁸⁸ Aesthetic (compared to standard tree of same species) : A = nearly symmetrical, healthy tree – F = Dead

Trunk dbh must be 4" to be included – cumulative diameters. *Juglans nigra*; *Platanus racemosa*; *Umbellularia californica*; native *Quercus sp.* Except scrub oaks not protected.

Survey Date: 3/29/11

Tree Number: 96

GENERAL CHARACTERISTICS				
Species: <input type="checkbox"/> <i>Q. agrifolia</i> <input type="checkbox"/> <i>Q. lobata</i>			Health Rating ²⁸⁹ : <input type="checkbox"/> A <input type="checkbox"/> B <input checked="" type="checkbox"/> C <input type="checkbox"/> D <input type="checkbox"/> F	
<input type="checkbox"/> <i>Ca. Sycamore</i> <input type="checkbox"/> <i>Ca. Bay</i> <input checked="" type="checkbox"/> <i>Ca. Black Walnut</i>			Form: <input type="checkbox"/> symmetric <input checked="" type="checkbox"/> minor asymmetry	
Trunk Count: 3 Height (ft.): 18			<input type="checkbox"/> major asymmetry <input type="checkbox"/> stump sprout	
Trunk DBH (in.): 2.5, 3, 2.5			<input type="checkbox"/> stag-head	
Percent Canopy Cover: 60%			Crown Class ²⁹⁰ : <input checked="" type="checkbox"/> Decurrent <input type="checkbox"/> Excurrent	
Existing Terrain: <input type="checkbox"/> Flat <input checked="" type="checkbox"/> Slope			Age Class: <input checked="" type="checkbox"/> immature <input type="checkbox"/> semi-mature	
Aesthetic Rating ²⁹¹ : <input type="checkbox"/> A <input type="checkbox"/> B <input checked="" type="checkbox"/> C <input type="checkbox"/> D <input type="checkbox"/> F			<input type="checkbox"/> mature <input type="checkbox"/> over-mature/senescent	
Overall Grade: <input type="checkbox"/> A <input type="checkbox"/> B <input checked="" type="checkbox"/> C <input type="checkbox"/> D <input type="checkbox"/> F			Heritage Tree: <input checked="" type="checkbox"/> No <input type="checkbox"/> Yes	
CANOPY CHARACTERISTICS			TREE HEALTH	
	Dripline Radius (Feet)	Canopy to Grade (Feet)	Wound Wood Development:	Excellent <input type="checkbox"/> Average <input type="checkbox"/> Poor <input type="checkbox"/> None <input checked="" type="checkbox"/>
N	12		Foliage Density:	<input type="checkbox"/> Normal <input checked="" type="checkbox"/> Sparse
NE			Weak crotches:	<input type="checkbox"/> No <input checked="" type="checkbox"/> Yes
E	10		Oak Pit Scale:	<input checked="" type="checkbox"/> No <input type="checkbox"/> Yes
SE			Mainstem dieback:	<input checked="" type="checkbox"/> No <input type="checkbox"/> Yes
S	4		Exposed Roots:	<input checked="" type="checkbox"/> No <input type="checkbox"/> Yes
SW			Epicormic growth:	<input checked="" type="checkbox"/> No <input type="checkbox"/> Yes
W	12		Shading Out:	<input type="checkbox"/> No <input checked="" type="checkbox"/> Yes
NW			Cavities: <input checked="" type="checkbox"/> None	<input type="checkbox"/> Trunk <input type="checkbox"/> Branch
CANOPY SPREAD (FEET):			Exfoliating Bark:	<input checked="" type="checkbox"/> No <input type="checkbox"/> Yes
PROPOSED ACTIONS			Water Pocket(s):	<input checked="" type="checkbox"/> No <input type="checkbox"/> Yes
Monitor for Progress: <input checked="" type="checkbox"/> Yes <input type="checkbox"/> No			Mechanical Damage:	<input type="checkbox"/> Trunk <input type="checkbox"/> Branch <input checked="" type="checkbox"/> None
Treat Infestations: <input type="checkbox"/> Yes <input type="checkbox"/> No			Canker/Galls:	<input type="checkbox"/> No <input checked="" type="checkbox"/> Yes
Remove Deadwood: <input type="checkbox"/> Yes <input type="checkbox"/> No			Fungus:	<input type="checkbox"/> No <input checked="" type="checkbox"/> Yes
Support Structure: <input type="checkbox"/> Yes <input type="checkbox"/> No			Vigor:	<input type="checkbox"/> Excellent <input type="checkbox"/> Average <input checked="" type="checkbox"/> Fair <input type="checkbox"/> Poor
IMPACTS & MITIGATIONS			Twig/ Branch Dieback:	<input type="checkbox"/> None <input type="checkbox"/> Minor <input checked="" type="checkbox"/> Moderate <input type="checkbox"/> Extensive
In Impacted Area: <input type="checkbox"/> Yes <input type="checkbox"/> No n/a			Leaf Size:	<input type="checkbox"/> Normal <input checked="" type="checkbox"/> Small
Proposed Land Use: n/a			Heart Rot:	<input checked="" type="checkbox"/> No <input type="checkbox"/> Yes
Impacts: n/a			Insects:	<input type="checkbox"/> Minor <input checked="" type="checkbox"/> Moderate <input type="checkbox"/> Extensive <input type="checkbox"/> None
Mitigations: n/a			Exudations:	<input checked="" type="checkbox"/> No <input type="checkbox"/> Yes

Comments & Notes: 1000 canker on trunks

²⁸⁹ Health: A = Outstanding; B = Above Average; C = Average; D = Below Average; F = Dead

²⁹⁰ Decurrent = Lacking Strong Central Leader. Excurrent = Strong Central Leader.

²⁹¹ Aesthetic (compared to standard tree of same species) : A = nearly symmetrical, healthy tree – F = Dead

Trunk dbh must be 4" to be included – cumulative diameters. *Juglans nigra*; *Platanus racemosa*; *Umbellularia californica*; native *Quercus sp.* Except scrub oaks not protected.

TREE FIELD DATA WORKSHEET (City of L.A.)

LDC Project No. 10003-001

Survey Date: 3/29/11

Tree Number: 97

GENERAL CHARACTERISTICS				
Species: <input type="checkbox"/> <i>Q. agrifolia</i> <input type="checkbox"/> <i>Q. lobata</i>			Health Rating ²⁹² : <input type="checkbox"/> A <input type="checkbox"/> B <input checked="" type="checkbox"/> C <input type="checkbox"/> D <input type="checkbox"/> F	
<input type="checkbox"/> <i>Ca. Sycamore</i> <input type="checkbox"/> <i>Ca. Bay</i> <input checked="" type="checkbox"/> <i>Ca. Black Walnut</i>			Form: <input type="checkbox"/> symmetric <input checked="" type="checkbox"/> minor asymmetry	
Trunk Count: 5 Height (ft.): 18			<input type="checkbox"/> major asymmetry <input type="checkbox"/> stump sprout	
Trunk DBH (in.): 4.5, 4, 4, 4, 5.5			<input type="checkbox"/> stag-head	
Percent Canopy Cover: 60%			Crown Class ²⁹³ : <input checked="" type="checkbox"/> Decurrent <input type="checkbox"/> Excurrent	
Existing Terrain: <input type="checkbox"/> Flat <input checked="" type="checkbox"/> Slope			Age Class: <input type="checkbox"/> immature <input type="checkbox"/> semi-mature	
Aesthetic Rating ²⁹⁴ : <input type="checkbox"/> A <input checked="" type="checkbox"/> B <input type="checkbox"/> C <input type="checkbox"/> D <input type="checkbox"/> F			<input checked="" type="checkbox"/> mature <input type="checkbox"/> over-mature/senescent	
Overall Grade: <input type="checkbox"/> A <input type="checkbox"/> B <input checked="" type="checkbox"/> C <input type="checkbox"/> D <input type="checkbox"/> F			Heritage Tree: <input checked="" type="checkbox"/> No <input type="checkbox"/> Yes	
CANOPY CHARACTERISTICS			TREE HEALTH	
	Dripline Radius (Feet)	Canopy to Grade (Feet)	Wound Wood Development:	Excellent <input type="checkbox"/> Average <input type="checkbox"/> Poor <input type="checkbox"/> None <input checked="" type="checkbox"/>
N	10		Foliage Density:	<input checked="" type="checkbox"/> Normal <input type="checkbox"/> Sparse
NE			Weak crotches:	<input type="checkbox"/> No <input checked="" type="checkbox"/> Yes
E	15		Oak Pit Scale:	<input checked="" type="checkbox"/> No <input type="checkbox"/> Yes
SE			Mainstem dieback:	<input checked="" type="checkbox"/> No <input type="checkbox"/> Yes
S	20		Exposed Roots:	<input checked="" type="checkbox"/> No <input type="checkbox"/> Yes
SW			Epicormic growth:	<input checked="" type="checkbox"/> No <input type="checkbox"/> Yes
W	16		Shading Out:	<input type="checkbox"/> No <input checked="" type="checkbox"/> Yes
NW			Cavities: <input checked="" type="checkbox"/> None	<input type="checkbox"/> Trunk <input type="checkbox"/> Branch
CANOPY SPREAD (FEET):			Exfoliating Bark:	<input checked="" type="checkbox"/> No <input type="checkbox"/> Yes
PROPOSED ACTIONS			Water Pocket(s):	<input checked="" type="checkbox"/> No <input type="checkbox"/> Yes
Monitor for Progress: <input checked="" type="checkbox"/> Yes <input type="checkbox"/> No			Mechanical Damage:	<input type="checkbox"/> Trunk <input type="checkbox"/> Branch <input checked="" type="checkbox"/> None
Treat Infestations: <input type="checkbox"/> Yes <input type="checkbox"/> No			Canker/Galls:	<input type="checkbox"/> No <input checked="" type="checkbox"/> Yes
Remove Deadwood: <input type="checkbox"/> Yes <input type="checkbox"/> No			Fungus:	<input checked="" type="checkbox"/> No <input type="checkbox"/> Yes
Support Structure: <input type="checkbox"/> Yes <input type="checkbox"/> No			Vigor:	<input type="checkbox"/> Excellent <input checked="" type="checkbox"/> Average <input type="checkbox"/> Fair <input type="checkbox"/> Poor
IMPACTS & MITIGATIONS			Twig/ Branch Dieback:	<input type="checkbox"/> None <input type="checkbox"/> Minor <input checked="" type="checkbox"/> Moderate <input type="checkbox"/> Extensive
In Impacted Area: <input type="checkbox"/> Yes <input type="checkbox"/> No n/a			Leaf Size:	<input type="checkbox"/> Normal <input checked="" type="checkbox"/> Small
Proposed Land Use: n/a			Heart Rot:	<input checked="" type="checkbox"/> No <input type="checkbox"/> Yes
Impacts: n/a			Insects:	<input type="checkbox"/> Minor <input checked="" type="checkbox"/> Moderate <input type="checkbox"/> Extensive <input type="checkbox"/> None
Mitigations: n/a			Exudations:	<input checked="" type="checkbox"/> No <input type="checkbox"/> Yes

Comments & Notes: maybe not fully leafed out

²⁹² Health: A = Outstanding; B = Above Average; C = Average; D = Below Average; F = Dead

²⁹³ Decurrent = Lacking Strong Central Leader. Excurrent = Strong Central Leader.

²⁹⁴ Aesthetic (compared to standard tree of same species) : A = nearly symmetrical, healthy tree – F = Dead

Trunk dbh must be 4" to be included – cumulative diameters. *Juglans nigra*; *Platanus racemosa*; *Umbellularia californica*; native *Quercus sp.* Except scrub oaks not protected.

Survey Date: 3/29/11

Tree Number: 98

GENERAL CHARACTERISTICS				
Species: <input type="checkbox"/> <i>Q. agrifolia</i> <input type="checkbox"/> <i>Q. lobata</i>			Health Rating ²⁹⁵ : <input type="checkbox"/> A <input type="checkbox"/> B <input checked="" type="checkbox"/> C <input type="checkbox"/> D <input type="checkbox"/> F	
<input type="checkbox"/> <i>Ca. Sycamore</i> <input type="checkbox"/> <i>Ca. Bay</i> <input checked="" type="checkbox"/> <i>Ca. Black Walnut</i>			Form: <input type="checkbox"/> symmetric <input checked="" type="checkbox"/> minor asymmetry	
Trunk Count: 4 Height (ft.): 25			<input checked="" type="checkbox"/> major asymmetry <input type="checkbox"/> stump sprout	
Trunk DBH (in.): 14, 5.5, 3.5, 6			<input type="checkbox"/> stag-head	
Percent Canopy Cover: 75%			Crown Class ²⁹⁶ : <input checked="" type="checkbox"/> Decurrent <input type="checkbox"/> Excurrent	
Existing Terrain: <input type="checkbox"/> Flat <input checked="" type="checkbox"/> Slope			Age Class: <input type="checkbox"/> immature <input type="checkbox"/> semi-mature	
Aesthetic Rating ²⁹⁷ : <input type="checkbox"/> A <input type="checkbox"/> B <input checked="" type="checkbox"/> C <input type="checkbox"/> D <input type="checkbox"/> F			<input checked="" type="checkbox"/> mature <input type="checkbox"/> over-mature/senescent	
Overall Grade: <input type="checkbox"/> A <input type="checkbox"/> B <input checked="" type="checkbox"/> C <input type="checkbox"/> D <input type="checkbox"/> F			Heritage Tree: <input checked="" type="checkbox"/> No <input type="checkbox"/> Yes	
CANOPY CHARACTERISTICS			TREE HEALTH	
	Dripline Radius (Feet)	Canopy to Grade (Feet)	Wound Wood Development:	Excellent <input type="checkbox"/> Average <input type="checkbox"/> Poor <input checked="" type="checkbox"/> None <input type="checkbox"/>
N	20		Foliage Density:	<input type="checkbox"/> Normal <input checked="" type="checkbox"/> Sparse
NE			Weak crotches:	<input checked="" type="checkbox"/> No <input type="checkbox"/> Yes
E	26		Oak Pit Scale:	<input checked="" type="checkbox"/> No <input type="checkbox"/> Yes
SE			Mainstem dieback:	<input checked="" type="checkbox"/> No <input type="checkbox"/> Yes
S	21		Exposed Roots:	<input checked="" type="checkbox"/> No <input type="checkbox"/> Yes
SW			Epicormic growth:	<input type="checkbox"/> No <input checked="" type="checkbox"/> Yes
W	20		Shading Out:	<input checked="" type="checkbox"/> No <input type="checkbox"/> Yes
NW			Cavities: <input type="checkbox"/> None <input checked="" type="checkbox"/> Trunk <input type="checkbox"/> Branch	
CANOPY SPREAD (FEET):			Exfoliating Bark:	<input checked="" type="checkbox"/> No <input type="checkbox"/> Yes
PROPOSED ACTIONS			Water Pocket(s):	<input checked="" type="checkbox"/> No <input type="checkbox"/> Yes
Monitor for Progress: <input checked="" type="checkbox"/> Yes <input type="checkbox"/> No			Mechanical Damage:	<input type="checkbox"/> Trunk <input type="checkbox"/> Branch <input checked="" type="checkbox"/> None
Treat Infestations: <input type="checkbox"/> Yes <input type="checkbox"/> No			Canker/Galls:	<input type="checkbox"/> No <input checked="" type="checkbox"/> Yes
Remove Deadwood: <input type="checkbox"/> Yes <input type="checkbox"/> No			Fungus:	<input type="checkbox"/> No <input checked="" type="checkbox"/> Yes
Support Structure: <input type="checkbox"/> Yes <input type="checkbox"/> No			Vigor:	<input type="checkbox"/> Excellent <input type="checkbox"/> Average <input checked="" type="checkbox"/> Fair <input type="checkbox"/> Poor
IMPACTS & MITIGATIONS			Twig/ Branch Dieback:	<input type="checkbox"/> None <input type="checkbox"/> Minor <input checked="" type="checkbox"/> Moderate <input type="checkbox"/> Extensive
In Impacted Area: <input type="checkbox"/> Yes <input type="checkbox"/> No n/a			Leaf Size:	<input type="checkbox"/> Normal <input checked="" type="checkbox"/> Small
Proposed Land Use: n/a			Heart Rot:	<input type="checkbox"/> No <input checked="" type="checkbox"/> Yes
Impacts: n/a			Insects:	<input type="checkbox"/> Minor <input checked="" type="checkbox"/> Moderate <input type="checkbox"/> Extensive <input type="checkbox"/> None
Mitigations: n/a			Exudations:	<input checked="" type="checkbox"/> No <input type="checkbox"/> Yes

Comments & Notes: on slope just above lightstand and west of the retaining wall on driveway. 1000 canker; just leafing out, animal burrow at the base.

²⁹⁵ Health: A = Outstanding; B = Above Average; C = Average; D = Below Average; F = Dead

²⁹⁶ Decurrent = Lacking Strong Central Leader. Excurrent = Strong Central Leader.

²⁹⁷ Aesthetic (compared to standard tree of same species): A = nearly symmetrical, healthy tree – F = Dead

Trunk dbh must be 4" to be included – cumulative diameters. *Juglans nigra*; *Platanus racemosa*; *Umbellularia californica*; native *Quercus sp.* Except scrub oaks not protected.

TREE FIELD DATA WORKSHEET (City of L.A.)

LDC Project No. 10003-001

Survey Date: 3/29/11

Tree Number: 99

GENERAL CHARACTERISTICS				
Species: <input type="checkbox"/> <i>Q. agrifolia</i> <input type="checkbox"/> <i>Q. lobata</i>			Health Rating ²⁹⁸ : <input type="checkbox"/> A <input type="checkbox"/> B <input checked="" type="checkbox"/> C <input type="checkbox"/> D <input type="checkbox"/> F	
<input type="checkbox"/> <i>Ca. Sycamore</i> <input type="checkbox"/> <i>Ca. Bay</i> <input checked="" type="checkbox"/> <i>Ca. Black Walnut</i>			Form: <input checked="" type="checkbox"/> symmetric <input type="checkbox"/> minor asymmetry	
Trunk Count: 5 Height (ft.): 15			<input type="checkbox"/> major asymmetry <input type="checkbox"/> stump sprout	
Trunk DBH (in.): 1, 1.5, 2, 1, 2.5			<input type="checkbox"/> stag-head	
Percent Canopy Cover: 75%			Crown Class ²⁹⁹ : <input checked="" type="checkbox"/> Decurrent <input type="checkbox"/> Excurrent	
Existing Terrain: <input type="checkbox"/> Flat <input checked="" type="checkbox"/> Slope			Age Class: <input checked="" type="checkbox"/> immature <input type="checkbox"/> semi-mature	
Aesthetic Rating ³⁰⁰ : <input type="checkbox"/> A <input type="checkbox"/> B <input checked="" type="checkbox"/> C <input type="checkbox"/> D <input type="checkbox"/> F			<input type="checkbox"/> mature <input type="checkbox"/> over-mature/senescent	
Overall Grade: <input type="checkbox"/> A <input type="checkbox"/> B <input checked="" type="checkbox"/> C <input type="checkbox"/> D <input type="checkbox"/> F			Heritage Tree: <input checked="" type="checkbox"/> No <input type="checkbox"/> Yes	
CANOPY CHARACTERISTICS			TREE HEALTH	
	Dripline Radius (Feet)	Canopy to Grade (Feet)	Wound Wood Development:	Excellent <input type="checkbox"/> Average <input type="checkbox"/> Poor <input type="checkbox"/> None <input checked="" type="checkbox"/>
N	1		Foliage Density:	<input checked="" type="checkbox"/> Normal <input type="checkbox"/> Sparse
NE			Weak crotches:	<input type="checkbox"/> No <input checked="" type="checkbox"/> Yes
E	12		Oak Pit Scale:	<input checked="" type="checkbox"/> No <input type="checkbox"/> Yes
SE			Mainstem dieback:	<input checked="" type="checkbox"/> No <input type="checkbox"/> Yes
S	14		Exposed Roots:	<input checked="" type="checkbox"/> No <input type="checkbox"/> Yes
SW			Epicormic growth:	<input checked="" type="checkbox"/> No <input type="checkbox"/> Yes
W	12		Shading Out:	<input checked="" type="checkbox"/> No <input type="checkbox"/> Yes
NW			Cavities: <input checked="" type="checkbox"/> None	<input type="checkbox"/> Trunk <input type="checkbox"/> Branch
CANOPY SPREAD (FEET):			Exfoliating Bark:	<input checked="" type="checkbox"/> No <input type="checkbox"/> Yes
PROPOSED ACTIONS			Water Pocket(s):	<input checked="" type="checkbox"/> No <input type="checkbox"/> Yes
Monitor for Progress:			Mechanical Damage:	<input type="checkbox"/> Trunk <input type="checkbox"/> Branch <input checked="" type="checkbox"/> None
Treat Infestations:			Canker/Galls:	<input type="checkbox"/> No <input checked="" type="checkbox"/> Yes
Remove Deadwood:			Fungus:	<input type="checkbox"/> No <input checked="" type="checkbox"/> Yes
Support Structure:			Vigor:	<input type="checkbox"/> Excellent <input type="checkbox"/> Average <input checked="" type="checkbox"/> Fair <input type="checkbox"/> Poor
IMPACTS & MITIGATIONS			Twig/ Branch Dieback:	<input type="checkbox"/> None <input checked="" type="checkbox"/> Minor <input type="checkbox"/> Moderate <input type="checkbox"/> Extensive
In Impacted Area: <input type="checkbox"/> Yes <input type="checkbox"/> No n/a			Leaf Size:	<input type="checkbox"/> Normal <input checked="" type="checkbox"/> Small
Proposed Land Use: n/a			Heart Rot:	<input checked="" type="checkbox"/> No <input type="checkbox"/> Yes
Impacts: n/a			Insects:	<input type="checkbox"/> Minor <input checked="" type="checkbox"/> Moderate <input type="checkbox"/> Extensive <input type="checkbox"/> None
Mitigations: n/a			Exudations:	<input checked="" type="checkbox"/> No <input type="checkbox"/> Yes

Comments & Notes: 1000 canker

²⁹⁸ Health: A = Outstanding; B = Above Average; C = Average; D = Below Average; F = Dead

²⁹⁹ Decurrent = Lacking Strong Central Leader. Excurrent = Strong Central Leader.

³⁰⁰ Aesthetic (compared to standard tree of same species) : A = nearly symmetrical, healthy tree – F = Dead

Trunk dbh must be 4" to be included – cumulative diameters. *Juglans nigra*; *Platanus racemosa*; *Umbellularia californica*; native *Quercus sp.* Except scrub oaks not protected.

TREE FIELD DATA WORKSHEET (City of L.A.)

LDC Project No. 10003-001

Survey Date: 3/29/11

Tree Number: 100

GENERAL CHARACTERISTICS			TREE HEALTH		
Species: <input type="checkbox"/> <i>Q. agrifolia</i> <input type="checkbox"/> <i>Q. lobata</i>			Health Rating ³⁰¹ : <input type="checkbox"/> A <input type="checkbox"/> B <input checked="" type="checkbox"/> C <input type="checkbox"/> D <input type="checkbox"/> F		
<input type="checkbox"/> <i>Ca. Sycamore</i> <input type="checkbox"/> <i>Ca. Bay</i> <input checked="" type="checkbox"/> <i>Ca. Black Walnut</i>			Form: <input checked="" type="checkbox"/> symmetric <input type="checkbox"/> minor asymmetry		
Trunk Count: 4 Height (ft.): 12			<input type="checkbox"/> major asymmetry <input type="checkbox"/> stump sprout		
Trunk DBH (in.): 1.5, 2, 2, 2			<input type="checkbox"/> stag-head		
Percent Canopy Cover: 80			Crown Class ³⁰² : <input checked="" type="checkbox"/> Decurrent <input type="checkbox"/> Excurrent		
Existing Terrain: <input type="checkbox"/> Flat <input checked="" type="checkbox"/> Slope			Age Class: <input checked="" type="checkbox"/> immature <input type="checkbox"/> semi-mature		
Aesthetic Rating ³⁰³ : <input type="checkbox"/> A <input checked="" type="checkbox"/> B <input type="checkbox"/> C <input type="checkbox"/> D <input type="checkbox"/> F			<input type="checkbox"/> mature <input type="checkbox"/> over-mature/senescent		
Overall Grade: <input type="checkbox"/> A <input type="checkbox"/> B <input checked="" type="checkbox"/> C <input type="checkbox"/> D <input type="checkbox"/> F			Heritage Tree: <input checked="" type="checkbox"/> No <input type="checkbox"/> Yes		
CANOPY CHARACTERISTICS			TREE HEALTH		
	Dripline Radius (Feet)	Canopy to Grade (Feet)	Wound Wood Development:	Excellent <input type="checkbox"/> Average <input type="checkbox"/>	Poor <input type="checkbox"/> None <input checked="" type="checkbox"/>
N	12		Foliage Density:	<input checked="" type="checkbox"/> Normal <input type="checkbox"/> Sparse	
NE			Weak crotches:	<input type="checkbox"/> No <input checked="" type="checkbox"/> Yes	
E	12		Oak Pit Scale:	<input checked="" type="checkbox"/> No <input type="checkbox"/> Yes	
SE			Mainstem dieback:	<input checked="" type="checkbox"/> No <input type="checkbox"/> Yes	
S	8		Exposed Roots:	<input checked="" type="checkbox"/> No <input type="checkbox"/> Yes	
SW			Epicormic growth:	<input checked="" type="checkbox"/> No <input type="checkbox"/> Yes	
W	9		Shading Out:	<input type="checkbox"/> No <input checked="" type="checkbox"/> Yes	
NW			Cavities: <input checked="" type="checkbox"/> None	<input type="checkbox"/> Trunk <input type="checkbox"/> Branch	
CANOPY SPREAD (FEET):			Exfoliating Bark:	<input checked="" type="checkbox"/> No <input type="checkbox"/> Yes	
PROPOSED ACTIONS			Water Pocket(s):	<input checked="" type="checkbox"/> No <input type="checkbox"/> Yes	
Monitor for Progress: <input checked="" type="checkbox"/> Yes <input type="checkbox"/> No			Mechanical Damage:	<input type="checkbox"/> Trunk <input type="checkbox"/> Branch	
Treat Infestations: <input type="checkbox"/> Yes <input type="checkbox"/> No			<input checked="" type="checkbox"/> None	Canker/Galls: <input checked="" type="checkbox"/> No <input type="checkbox"/> Yes	
Remove Deadwood: <input type="checkbox"/> Yes <input type="checkbox"/> No			Fungus: <input checked="" type="checkbox"/> No <input type="checkbox"/> Yes	Vigor:	<input type="checkbox"/> Excellent <input type="checkbox"/> Average
Support Structure: <input type="checkbox"/> Yes <input type="checkbox"/> No				<input checked="" type="checkbox"/> Fair <input type="checkbox"/> Poor	
IMPACTS & MITIGATIONS			Twig/ Branch Dieback:	<input type="checkbox"/> None <input checked="" type="checkbox"/> Minor	<input type="checkbox"/> Moderate <input type="checkbox"/> Extensive
In Impacted Area: <input type="checkbox"/> Yes <input type="checkbox"/> No n/a			Leaf Size:	<input type="checkbox"/> Normal <input checked="" type="checkbox"/> Small	
Proposed Land Use: n/a			Heart Rot:	<input checked="" type="checkbox"/> No <input type="checkbox"/> Yes	
Impacts: n/a			Insects:	<input checked="" type="checkbox"/> Minor <input type="checkbox"/> Moderate	<input type="checkbox"/> Extensive <input type="checkbox"/> None
Mitigations: n/a			Exudations:	<input checked="" type="checkbox"/> No <input type="checkbox"/> Yes	

Comments & Notes: on slope just above Coldwater Canyon

³⁰¹ Health: A =Outstanding; B = Above Average; C = Average; D = Below Average; F = Dead

³⁰² Decurrent = Lacking Strong Central Leader. Excurrent = Strong Central Leader.

³⁰³ Aesthetic (compared to standard tree of same species) : A = nearly symmetrical, healthy tree – F = Dead

Trunk dbh must be 4" to be included – cumulative diameters. *Juglans nigra*; *Platanus racemosa*; *Umbellularia californica*; native *Quercus sp.* Except scrub oaks not protected.

Survey Date: 3/29/11

Tree Number: 101

GENERAL CHARACTERISTICS				
Species: <input type="checkbox"/> <i>Q. agrifolia</i> <input type="checkbox"/> <i>Q. lobata</i>			Health Rating ³⁰⁴ : <input type="checkbox"/> A <input type="checkbox"/> B <input checked="" type="checkbox"/> C <input type="checkbox"/> D <input type="checkbox"/> F	
<input type="checkbox"/> <i>Ca. Sycamore</i> <input type="checkbox"/> <i>Ca. Bay</i> <input checked="" type="checkbox"/> <i>Ca. Black Walnut</i>			Form: <input type="checkbox"/> symmetric <input checked="" type="checkbox"/> minor asymmetry	
Trunk Count: 2 Height (ft.): 12			<input type="checkbox"/> major asymmetry <input type="checkbox"/> stump sprout	
Trunk DBH (in.): 4, 3.5			<input type="checkbox"/> stag-head	
Percent Canopy Cover: 60%			Crown Class ³⁰⁵ : <input checked="" type="checkbox"/> Decurrent <input type="checkbox"/> Excurrent	
Existing Terrain: <input type="checkbox"/> Flat <input checked="" type="checkbox"/> Slope			Age Class: <input type="checkbox"/> immature <input checked="" type="checkbox"/> semi-mature	
Aesthetic Rating ³⁰⁶ : <input type="checkbox"/> A <input type="checkbox"/> B <input checked="" type="checkbox"/> C <input type="checkbox"/> D <input type="checkbox"/> F			<input type="checkbox"/> mature <input type="checkbox"/> over-mature/senescent	
Overall Grade: <input type="checkbox"/> A <input type="checkbox"/> B <input checked="" type="checkbox"/> C <input type="checkbox"/> D <input type="checkbox"/> F			Heritage Tree: <input checked="" type="checkbox"/> No <input type="checkbox"/> Yes	
CANOPY CHARACTERISTICS			TREE HEALTH	
	Dripline Radius (Feet)	Canopy to Grade (Feet)	Wound Wood Development:	Excellent <input type="checkbox"/> Average <input type="checkbox"/> Poor <input type="checkbox"/> None <input checked="" type="checkbox"/>
N	12		Foliage Density:	<input checked="" type="checkbox"/> Normal <input type="checkbox"/> Sparse
NE			Weak crotches:	<input type="checkbox"/> No <input checked="" type="checkbox"/> Yes
E	13		Oak Pit Scale:	<input checked="" type="checkbox"/> No <input type="checkbox"/> Yes
SE			Mainstem dieback:	<input checked="" type="checkbox"/> No <input type="checkbox"/> Yes
S	0		Exposed Roots:	<input checked="" type="checkbox"/> No <input type="checkbox"/> Yes
SW			Epicormic growth:	<input checked="" type="checkbox"/> No <input type="checkbox"/> Yes
W	12		Shading Out:	<input type="checkbox"/> No <input checked="" type="checkbox"/> Yes
NW			Cavities: <input checked="" type="checkbox"/> None	<input type="checkbox"/> Trunk <input type="checkbox"/> Branch
CANOPY SPREAD (FEET):			Exfoliating Bark:	<input checked="" type="checkbox"/> No <input type="checkbox"/> Yes
PROPOSED ACTIONS			Water Pocket(s):	<input checked="" type="checkbox"/> No <input type="checkbox"/> Yes
Monitor for Progress:			Mechanical Damage:	<input type="checkbox"/> Trunk <input checked="" type="checkbox"/> Branch <input type="checkbox"/> None
Treat Infestations:			Canker/Galls:	<input type="checkbox"/> No <input checked="" type="checkbox"/> Yes
Remove Deadwood:			Fungus:	<input type="checkbox"/> No <input checked="" type="checkbox"/> Yes
Support Structure:			Vigor:	<input type="checkbox"/> Excellent <input checked="" type="checkbox"/> Average <input type="checkbox"/> Fair <input type="checkbox"/> Poor
IMPACTS & MITIGATIONS			Twig/ Branch Dieback:	<input type="checkbox"/> None <input checked="" type="checkbox"/> Minor <input type="checkbox"/> Moderate <input type="checkbox"/> Extensive
In Impacted Area: <input type="checkbox"/> Yes <input type="checkbox"/> No n/a			Leaf Size:	<input checked="" type="checkbox"/> Normal <input type="checkbox"/> Small
Proposed Land Use: n/a			Heart Rot:	<input checked="" type="checkbox"/> No <input type="checkbox"/> Yes
Impacts: n/a			Insects:	<input checked="" type="checkbox"/> Minor <input type="checkbox"/> Moderate <input type="checkbox"/> Extensive <input type="checkbox"/> None
Mitigations: n/a			Exudations:	<input checked="" type="checkbox"/> No <input type="checkbox"/> Yes

Comments & Notes: 1000 canker

³⁰⁴ Health: A = Outstanding; B = Above Average; C = Average; D = Below Average; F = Dead

³⁰⁵ Decurrent = Lacking Strong Central Leader. Excurrent = Strong Central Leader.

³⁰⁶ Aesthetic (compared to standard tree of same species) : A = nearly symmetrical, healthy tree – F = Dead

Trunk dbh must be 4" to be included – cumulative diameters. *Juglans nigra*; *Platanus racemosa*; *Umbellularia californica*; native *Quercus sp.* Except scrub oaks not protected.

TREE FIELD DATA WORKSHEET (City of L.A.)

LDC Project No. 10003-001

Survey Date: 3/29/11

Tree Number: 102

GENERAL CHARACTERISTICS					
Species: <input type="checkbox"/> <i>Q. agrifolia</i> <input type="checkbox"/> <i>Q. lobata</i>			Health Rating ³⁰⁷ : <input type="checkbox"/> A <input type="checkbox"/> B <input checked="" type="checkbox"/> C <input type="checkbox"/> D <input type="checkbox"/> F		
<input type="checkbox"/> <i>Ca. Sycamore</i> <input type="checkbox"/> <i>Ca. Bay</i> <input checked="" type="checkbox"/> <i>Ca. Black Walnut</i>			Form: <input type="checkbox"/> symmetric <input checked="" type="checkbox"/> minor asymmetry		
Trunk Count: 4 Height (ft.): 10			<input type="checkbox"/> major asymmetry <input type="checkbox"/> stump sprout		
Trunk DBH (in.): 7, 8.5, 6, 4			<input type="checkbox"/> stag-head		
Percent Canopy Cover: 75%			Crown Class ³⁰⁸ : <input checked="" type="checkbox"/> Decurrent <input type="checkbox"/> Excurrent		
Existing Terrain: <input type="checkbox"/> Flat <input checked="" type="checkbox"/> Slope			Age Class: <input type="checkbox"/> immature <input type="checkbox"/> semi-mature		
Aesthetic Rating ³⁰⁹ : <input type="checkbox"/> A <input checked="" type="checkbox"/> B <input type="checkbox"/> C <input type="checkbox"/> D <input type="checkbox"/> F			<input checked="" type="checkbox"/> mature <input type="checkbox"/> over-mature/senescent		
Overall Grade: <input type="checkbox"/> A <input type="checkbox"/> B <input checked="" type="checkbox"/> C <input type="checkbox"/> D <input type="checkbox"/> F			Heritage Tree: <input checked="" type="checkbox"/> No <input type="checkbox"/> Yes		
CANOPY CHARACTERISTICS			TREE HEALTH		
	Dripline Radius (Feet)	Canopy to Grade (Feet)	Wound Wood Development:	Excellent <input type="checkbox"/> Average <input checked="" type="checkbox"/>	Poor <input type="checkbox"/> None <input type="checkbox"/>
N	15		Foliage Density:	<input checked="" type="checkbox"/> Normal <input type="checkbox"/> Sparse	
NE			Weak crotches:	<input checked="" type="checkbox"/> No <input type="checkbox"/> Yes	
E	15		Oak Pit Scale:	<input checked="" type="checkbox"/> No <input type="checkbox"/> Yes	
SE			Mainstem dieback:	<input checked="" type="checkbox"/> No <input type="checkbox"/> Yes	
S	17		Exposed Roots:	<input checked="" type="checkbox"/> No <input type="checkbox"/> Yes	
SW			Epicormic growth:	<input checked="" type="checkbox"/> No <input type="checkbox"/> Yes	
W	12		Shading Out:	<input type="checkbox"/> No <input checked="" type="checkbox"/> Yes	
NW			Cavities: <input checked="" type="checkbox"/> None <input type="checkbox"/> Trunk <input type="checkbox"/> Branch		
CANOPY SPREAD (FEET):			Exfoliating Bark:	<input checked="" type="checkbox"/> No <input type="checkbox"/> Yes	
PROPOSED ACTIONS			Water Pocket(s):	<input checked="" type="checkbox"/> No <input type="checkbox"/> Yes	
Monitor for Progress: <input checked="" type="checkbox"/> Yes <input type="checkbox"/> No			Mechanical Damage:	<input checked="" type="checkbox"/> Trunk <input checked="" type="checkbox"/> Branch <input type="checkbox"/> None	
Treat Infestations: <input type="checkbox"/> Yes <input type="checkbox"/> No			Canker/Galls:	<input type="checkbox"/> No <input checked="" type="checkbox"/> Yes	
Remove Deadwood: <input type="checkbox"/> Yes <input type="checkbox"/> No			Fungus:	<input type="checkbox"/> No <input checked="" type="checkbox"/> Yes	
Support Structure: <input type="checkbox"/> Yes <input type="checkbox"/> No			Vigor:	<input type="checkbox"/> Excellent <input type="checkbox"/> Average <input checked="" type="checkbox"/> Fair <input type="checkbox"/> Poor	
IMPACTS & MITIGATIONS			Twig/ Branch Dieback:	<input type="checkbox"/> None <input checked="" type="checkbox"/> Minor <input type="checkbox"/> Moderate <input type="checkbox"/> Extensive	
In Impacted Area: <input type="checkbox"/> Yes <input type="checkbox"/> No n/a			Leaf Size:	<input type="checkbox"/> Normal <input checked="" type="checkbox"/> Small	
Proposed Land Use: n/a			Heart Rot:	<input checked="" type="checkbox"/> No <input type="checkbox"/> Yes	
Impacts: n/a			Insects:	<input type="checkbox"/> Minor <input checked="" type="checkbox"/> Moderate <input type="checkbox"/> Extensive <input type="checkbox"/> None	
Mitigations: n/a			Exudations:	<input checked="" type="checkbox"/> No <input type="checkbox"/> Yes	

Comments & Notes: 1000 canker not obvious from ground, but lots of dieback inside small twigs.

³⁰⁷ Health: A = Outstanding; B = Above Average; C = Average; D = Below Average; F = Dead

³⁰⁸ Decurrent = Lacking Strong Central Leader. Excurrent = Strong Central Leader.

³⁰⁹ Aesthetic (compared to standard tree of same species) : A = nearly symmetrical, healthy tree – F = Dead

Trunk dbh must be 4" to be included – cumulative diameters. *Juglans nigra*; *Platanus racemosa*; *Umbellularia californica*; native *Quercus sp.* Except scrub oaks not protected.

Survey Date: 3/29/11

Tree Number: 103

GENERAL CHARACTERISTICS				
Species: <input type="checkbox"/> <i>Q. agrifolia</i> <input type="checkbox"/> <i>Q. lobata</i>			Health Rating ³¹⁰ : <input type="checkbox"/> A <input type="checkbox"/> B <input checked="" type="checkbox"/> C <input type="checkbox"/> D <input type="checkbox"/> F	
<input type="checkbox"/> <i>Ca. Sycamore</i> <input type="checkbox"/> <i>Ca. Bay</i> <input checked="" type="checkbox"/> <i>Ca. Black Walnut</i>			Form: <input type="checkbox"/> symmetric <input checked="" type="checkbox"/> minor asymmetry	
Trunk Count: 2 Height (ft.): 18			<input type="checkbox"/> major asymmetry <input type="checkbox"/> stump sprout	
Trunk DBH (in.): 6, 9			<input type="checkbox"/> stag-head	
Percent Canopy Cover: 75%			Crown Class ³¹¹ : <input checked="" type="checkbox"/> Decurrent <input type="checkbox"/> Excurrent	
Existing Terrain: <input type="checkbox"/> Flat <input checked="" type="checkbox"/> Slope			Age Class: <input type="checkbox"/> immature <input type="checkbox"/> semi-mature	
Aesthetic Rating ³¹² : <input type="checkbox"/> A <input checked="" type="checkbox"/> B <input type="checkbox"/> C <input type="checkbox"/> D <input type="checkbox"/> F			<input checked="" type="checkbox"/> mature <input type="checkbox"/> over-mature/senescent	
Overall Grade: <input type="checkbox"/> A <input checked="" type="checkbox"/> B- <input type="checkbox"/> C <input type="checkbox"/> D <input type="checkbox"/> F			Heritage Tree: <input checked="" type="checkbox"/> No <input type="checkbox"/> Yes	
CANOPY CHARACTERISTICS			TREE HEALTH	
	Dripline Radius (Feet)	Canopy to Grade (Feet)	Wound Wood Development:	Excellent <input type="checkbox"/> Average <input checked="" type="checkbox"/> Poor <input type="checkbox"/> None <input type="checkbox"/>
N	18		Foliage Density:	<input checked="" type="checkbox"/> Normal <input type="checkbox"/> Sparse
NE			Weak crotches:	<input type="checkbox"/> No <input checked="" type="checkbox"/> Yes
E	16		Oak Pit Scale:	<input checked="" type="checkbox"/> No <input type="checkbox"/> Yes
SE			Mainstem dieback:	<input checked="" type="checkbox"/> No <input type="checkbox"/> Yes
S	14		Exposed Roots:	<input checked="" type="checkbox"/> No <input type="checkbox"/> Yes
SW			Epicormic growth:	<input checked="" type="checkbox"/> No <input type="checkbox"/> Yes
W	16		Shading Out:	<input type="checkbox"/> No <input checked="" type="checkbox"/> Yes
NW			Cavities: <input type="checkbox"/> None <input checked="" type="checkbox"/> Trunk <input type="checkbox"/> Branch	
CANOPY SPREAD (FEET):			Exfoliating Bark:	<input checked="" type="checkbox"/> No <input type="checkbox"/> Yes
PROPOSED ACTIONS			Water Pocket(s):	<input type="checkbox"/> No <input checked="" type="checkbox"/> Yes
Monitor for Progress:			Mechanical Damage:	<input type="checkbox"/> Trunk <input checked="" type="checkbox"/> Branch <input type="checkbox"/> None
Treat Infestations:			Canker/Galls:	<input type="checkbox"/> No <input checked="" type="checkbox"/> Yes
Remove Deadwood:			Fungus:	<input type="checkbox"/> No <input checked="" type="checkbox"/> Yes
Support Structure:			Vigor:	<input type="checkbox"/> Excellent <input type="checkbox"/> Average <input checked="" type="checkbox"/> Fair <input type="checkbox"/> Poor
IMPACTS & MITIGATIONS			Twig/ Branch Dieback:	<input type="checkbox"/> None <input checked="" type="checkbox"/> Minor <input type="checkbox"/> Moderate <input type="checkbox"/> Extensive
In Impacted Area: <input type="checkbox"/> Yes <input type="checkbox"/> No n/a			Leaf Size:	<input checked="" type="checkbox"/> Normal <input type="checkbox"/> Small
Proposed Land Use: n/a			Heart Rot:	<input type="checkbox"/> No <input checked="" type="checkbox"/> Yes
Impacts: n/a			Insects:	<input checked="" type="checkbox"/> Minor <input type="checkbox"/> Moderate <input type="checkbox"/> Extensive <input type="checkbox"/> None
Mitigations: n/a			Exudations:	<input checked="" type="checkbox"/> No <input type="checkbox"/> Yes

Comments & Notes:

³¹⁰ Health: A = Outstanding; B = Above Average; C = Average; D = Below Average; F = Dead

³¹¹ Decurrent = Lacking Strong Central Leader. Excurrent = Strong Central Leader.

³¹² Aesthetic (compared to standard tree of same species) : A = nearly symmetrical, healthy tree – F = Dead

Trunk dbh must be 4" to be included – cumulative diameters. *Juglans nigra*; *Platanus racemosa*; *Umbellularia californica*; native *Quercus sp.* Except scrub oaks not protected.

TREE FIELD DATA WORKSHEET (City of L.A.)

LDC Project No. 10003-001

Survey Date: 3/29/11

Tree Number: 104

GENERAL CHARACTERISTICS				
Species: <input type="checkbox"/> <i>Q. agrifolia</i> <input type="checkbox"/> <i>Q. lobata</i>			Health Rating ³¹³ : <input type="checkbox"/> A <input type="checkbox"/> B <input checked="" type="checkbox"/> C <input type="checkbox"/> D <input type="checkbox"/> F	
<input type="checkbox"/> <i>Ca. Sycamore</i> <input type="checkbox"/> <i>Ca. Bay</i> <input checked="" type="checkbox"/> <i>Ca. Black Walnut</i>			Form: <input type="checkbox"/> symmetric <input checked="" type="checkbox"/> minor asymmetry	
Trunk Count: 2 Height (ft.): 20			<input type="checkbox"/> major asymmetry <input type="checkbox"/> stump sprout	
Trunk DBH (in.): 6, 8 (low branching)			<input type="checkbox"/> stag-head	
Percent Canopy Cover: 75%			Crown Class ³¹⁴ : <input checked="" type="checkbox"/> Decurrent <input type="checkbox"/> Excurrent	
Existing Terrain: <input type="checkbox"/> Flat <input checked="" type="checkbox"/> Slope			Age Class: <input type="checkbox"/> immature <input type="checkbox"/> semi-mature	
Aesthetic Rating ³¹⁵ : <input type="checkbox"/> A <input checked="" type="checkbox"/> B <input type="checkbox"/> C <input type="checkbox"/> D <input type="checkbox"/> F			<input checked="" type="checkbox"/> mature <input type="checkbox"/> over-mature/senescent	
Overall Grade: <input type="checkbox"/> A <input checked="" type="checkbox"/> B- <input type="checkbox"/> C <input type="checkbox"/> D <input type="checkbox"/> F			Heritage Tree: <input checked="" type="checkbox"/> No <input type="checkbox"/> Yes	
CANOPY CHARACTERISTICS			TREE HEALTH	
	Dripline Radius (Feet)	Canopy to Grade (Feet)	Wound Wood Development:	Excellent <input type="checkbox"/> Average <input type="checkbox"/> Poor <input checked="" type="checkbox"/> None <input type="checkbox"/>
N	17		Foliage Density:	<input checked="" type="checkbox"/> Normal <input type="checkbox"/> Sparse
NE			Weak crotches:	<input type="checkbox"/> No <input checked="" type="checkbox"/> Yes
E	21		Oak Pit Scale:	<input checked="" type="checkbox"/> No <input type="checkbox"/> Yes
SE			Mainstem dieback:	<input checked="" type="checkbox"/> No <input type="checkbox"/> Yes
S	16		Exposed Roots:	<input checked="" type="checkbox"/> No <input type="checkbox"/> Yes
SW			Epicormic growth:	<input checked="" type="checkbox"/> No <input type="checkbox"/> Yes
W	12		Shading Out:	<input type="checkbox"/> No <input checked="" type="checkbox"/> Yes
NW			Cavities: <input type="checkbox"/> None	<input checked="" type="checkbox"/> Trunk <input type="checkbox"/> Branch
CANOPY SPREAD (FEET):			Exfoliating Bark:	<input checked="" type="checkbox"/> No <input type="checkbox"/> Yes
PROPOSED ACTIONS			Water Pocket(s):	<input type="checkbox"/> No <input checked="" type="checkbox"/> Yes
Monitor for Progress:			Mechanical Damage:	<input checked="" type="checkbox"/> Trunk <input checked="" type="checkbox"/> Branch <input type="checkbox"/> None
Treat Infestations:			Canker/Galls:	<input type="checkbox"/> No <input checked="" type="checkbox"/> Yes
Remove Deadwood:			Fungus:	<input type="checkbox"/> No <input checked="" type="checkbox"/> Yes
Support Structure:			Vigor:	<input type="checkbox"/> Excellent <input checked="" type="checkbox"/> Average <input type="checkbox"/> Fair <input type="checkbox"/> Poor
IMPACTS & MITIGATIONS			Twig/ Branch Dieback:	<input type="checkbox"/> None <input checked="" type="checkbox"/> Minor <input type="checkbox"/> Moderate <input type="checkbox"/> Extensive
In Impacted Area: <input type="checkbox"/> Yes <input type="checkbox"/> No n/a			Leaf Size:	<input checked="" type="checkbox"/> Normal <input type="checkbox"/> Small
Proposed Land Use: n/a			Heart Rot:	<input checked="" type="checkbox"/> No <input type="checkbox"/> Yes
Impacts: n/a			Insects:	<input checked="" type="checkbox"/> Minor <input type="checkbox"/> Moderate <input type="checkbox"/> Extensive <input type="checkbox"/> None
Mitigations: n/a			Exudations:	<input checked="" type="checkbox"/> No <input type="checkbox"/> Yes

Comments & Notes:

³¹³ Health: A =Outstanding; B = Above Average; C = Average; D = Below Average; F = Dead

³¹⁴ Decurrent = Lacking Strong Central Leader. Excurrent = Strong Central Leader.

³¹⁵ Aesthetic (compared to standard tree of same species) : A = nearly symmetrical, healthy tree – F = Dead

Trunk dbh must be 4" to be included – cumulative diameters. *Juglans nigra*; *Platanus racemosa*; *Umbellularia californica*; native *Quercus sp.* Except scrub oaks not protected.

Survey Date: 3/29/11

Tree Number: 105

GENERAL CHARACTERISTICS				
Species: <input type="checkbox"/> <i>Q. agrifolia</i> <input type="checkbox"/> <i>Q. lobata</i>			Health Rating ³¹⁶ : <input type="checkbox"/> A <input type="checkbox"/> B <input type="checkbox"/> C <input checked="" type="checkbox"/> D <input type="checkbox"/> F	
<input type="checkbox"/> <i>Ca. Sycamore</i> <input type="checkbox"/> <i>Ca. Bay</i> <input checked="" type="checkbox"/> <i>Ca. Black Walnut</i>			Form: <input type="checkbox"/> symmetric <input type="checkbox"/> minor asymmetry	
Trunk Count: 1 Height (ft.): 20			<input checked="" type="checkbox"/> major asymmetry <input type="checkbox"/> stump sprout	
Trunk DBH (in.): 5.5			<input type="checkbox"/> stag-head	
Percent Canopy Cover: 70%			Crown Class ³¹⁷ : <input checked="" type="checkbox"/> Decurrent <input type="checkbox"/> Excurrent	
Existing Terrain: <input type="checkbox"/> Flat <input checked="" type="checkbox"/> Slope			Age Class: <input type="checkbox"/> immature <input checked="" type="checkbox"/> semi-mature	
Aesthetic Rating ³¹⁸ : <input type="checkbox"/> A <input type="checkbox"/> B <input type="checkbox"/> C <input type="checkbox"/> D <input type="checkbox"/> F			<input type="checkbox"/> mature <input type="checkbox"/> over-mature/senescent	
Overall Grade: <input type="checkbox"/> A <input type="checkbox"/> B <input type="checkbox"/> C <input type="checkbox"/> D <input type="checkbox"/> F			Heritage Tree: <input checked="" type="checkbox"/> No <input type="checkbox"/> Yes	
CANOPY CHARACTERISTICS			TREE HEALTH	
	Dripline Radius (Feet)	Canopy to Grade (Feet)	Wound Wood Development:	Excellent <input type="checkbox"/> Average <input checked="" type="checkbox"/> Poor <input type="checkbox"/> None <input type="checkbox"/>
N	15		Foliage Density:	<input checked="" type="checkbox"/> Normal <input type="checkbox"/> Sparse
NE			Weak crotches:	<input type="checkbox"/> No <input checked="" type="checkbox"/> Yes
E	12		Oak Pit Scale:	<input checked="" type="checkbox"/> No <input type="checkbox"/> Yes
SE			Mainstem dieback:	<input checked="" type="checkbox"/> No <input type="checkbox"/> Yes
S	4		Exposed Roots:	<input checked="" type="checkbox"/> No <input type="checkbox"/> Yes
SW			Epicormic growth:	<input checked="" type="checkbox"/> No <input type="checkbox"/> Yes
W	10		Shading Out:	<input checked="" type="checkbox"/> No <input type="checkbox"/> Yes
NW			Cavities: <input checked="" type="checkbox"/> None	<input type="checkbox"/> Trunk <input type="checkbox"/> Branch
CANOPY SPREAD (FEET):			Exfoliating Bark:	<input checked="" type="checkbox"/> No <input type="checkbox"/> Yes
PROPOSED ACTIONS			Water Pocket(s):	<input checked="" type="checkbox"/> No <input type="checkbox"/> Yes
Monitor for Progress: <input checked="" type="checkbox"/> Yes <input type="checkbox"/> No			Mechanical Damage:	<input type="checkbox"/> Trunk <input type="checkbox"/> Branch <input checked="" type="checkbox"/> None
Treat Infestations: <input type="checkbox"/> Yes <input type="checkbox"/> No			Canker/Galls:	<input type="checkbox"/> No <input checked="" type="checkbox"/> Yes
Remove Deadwood: <input type="checkbox"/> Yes <input type="checkbox"/> No			Fungus:	<input type="checkbox"/> No <input checked="" type="checkbox"/> Yes
Support Structure: <input type="checkbox"/> Yes <input type="checkbox"/> No			Vigor:	<input type="checkbox"/> Excellent <input checked="" type="checkbox"/> Average <input type="checkbox"/> Fair <input type="checkbox"/> Poor
IMPACTS & MITIGATIONS			Twig/ Branch Dieback:	<input type="checkbox"/> None <input checked="" type="checkbox"/> Minor <input type="checkbox"/> Moderate <input type="checkbox"/> Extensive
In Impacted Area: <input type="checkbox"/> Yes <input type="checkbox"/> No n/a			Leaf Size:	<input checked="" type="checkbox"/> Normal <input type="checkbox"/> Small
Proposed Land Use: n/a			Heart Rot:	<input checked="" type="checkbox"/> No <input type="checkbox"/> Yes
Impacts: n/a			Insects:	<input checked="" type="checkbox"/> Minor <input type="checkbox"/> Moderate <input type="checkbox"/> Extensive <input type="checkbox"/> None
Mitigations: n/a			Exudations:	<input checked="" type="checkbox"/> No <input type="checkbox"/> Yes

Comments & Notes: 1000 cankers on main trunk

³¹⁶ Health: A = Outstanding; B = Above Average; C = Average; D = Below Average; F = Dead

³¹⁷ Decurrent = Lacking Strong Central Leader. Excurrent = Strong Central Leader.

³¹⁸ Aesthetic (compared to standard tree of same species) : A = nearly symmetrical, healthy tree – F = Dead

Trunk dbh must be 4" to be included – cumulative diameters. *Juglans nigra*; *Platanus racemosa*; *Umbellularia californica*; native *Quercus sp.* Except scrub oaks not protected.

Survey Date: 3/29/11

Tree Number: 106

GENERAL CHARACTERISTICS				
Species: <input type="checkbox"/> <i>Q. agrifolia</i> <input type="checkbox"/> <i>Q. lobata</i>			Health Rating ³¹⁹ : <input type="checkbox"/> A <input type="checkbox"/> B <input checked="" type="checkbox"/> C <input type="checkbox"/> D <input type="checkbox"/> F	
<input type="checkbox"/> <i>Ca. Sycamore</i> <input type="checkbox"/> <i>Ca. Bay</i> <input checked="" type="checkbox"/> <i>Ca. Black Walnut</i>			Form: <input type="checkbox"/> symmetric <input type="checkbox"/> minor asymmetry	
Trunk Count: 2 Height (ft.): 15			<input checked="" type="checkbox"/> major asymmetry <input type="checkbox"/> stump sprout	
Trunk DBH (in.): 4.5, 2.5			<input type="checkbox"/> stag-head	
Percent Canopy Cover: 75%			Crown Class ³²⁰ : <input checked="" type="checkbox"/> Decurrent <input type="checkbox"/> Excurrent	
Existing Terrain: <input type="checkbox"/> Flat <input checked="" type="checkbox"/> Slope			Age Class: <input type="checkbox"/> immature <input checked="" type="checkbox"/> semi-mature	
Aesthetic Rating ³²¹ : <input type="checkbox"/> A <input checked="" type="checkbox"/> B <input type="checkbox"/> C <input type="checkbox"/> D <input type="checkbox"/> F			<input type="checkbox"/> mature <input type="checkbox"/> over-mature/senescent	
Overall Grade: <input type="checkbox"/> A <input type="checkbox"/> B <input checked="" type="checkbox"/> C <input type="checkbox"/> D <input type="checkbox"/> F			Heritage Tree: <input checked="" type="checkbox"/> No <input type="checkbox"/> Yes	
CANOPY CHARACTERISTICS			TREE HEALTH	
	Dripline Radius (Feet)	Canopy to Grade (Feet)	Wound Wood Development:	Excellent <input type="checkbox"/> Average <input checked="" type="checkbox"/> Poor <input type="checkbox"/> None <input type="checkbox"/>
N	12		Foliage Density:	<input checked="" type="checkbox"/> Normal <input type="checkbox"/> Sparse
NE			Weak crotches:	<input type="checkbox"/> No <input checked="" type="checkbox"/> Yes
E	15		Oak Pit Scale:	<input checked="" type="checkbox"/> No <input type="checkbox"/> Yes
SE			Mainstem dieback:	<input checked="" type="checkbox"/> No <input type="checkbox"/> Yes
S	7		Exposed Roots:	<input checked="" type="checkbox"/> No <input type="checkbox"/> Yes
SW			Epicormic growth:	<input checked="" type="checkbox"/> No <input type="checkbox"/> Yes
W	5		Shading Out:	<input checked="" type="checkbox"/> No <input type="checkbox"/> Yes
NW			Cavities: <input checked="" type="checkbox"/> None	<input type="checkbox"/> Trunk <input type="checkbox"/> Branch
CANOPY SPREAD (FEET):			Exfoliating Bark:	<input checked="" type="checkbox"/> No <input type="checkbox"/> Yes
PROPOSED ACTIONS			Water Pocket(s):	<input checked="" type="checkbox"/> No <input type="checkbox"/> Yes
Monitor for Progress:			Mechanical Damage:	<input type="checkbox"/> Trunk <input type="checkbox"/> Branch <input checked="" type="checkbox"/> None
Treat Infestations:			Canker/Galls:	<input type="checkbox"/> No <input checked="" type="checkbox"/> Yes
Remove Deadwood:			Fungus:	<input type="checkbox"/> No <input checked="" type="checkbox"/> Yes
Support Structure:			Vigor:	<input type="checkbox"/> Excellent <input checked="" type="checkbox"/> Average <input type="checkbox"/> Fair <input type="checkbox"/> Poor
IMPACTS & MITIGATIONS			Twig/ Branch Dieback:	<input type="checkbox"/> None <input checked="" type="checkbox"/> Minor <input type="checkbox"/> Moderate <input type="checkbox"/> Extensive
In Impacted Area: <input type="checkbox"/> Yes <input type="checkbox"/> No n/a			Leaf Size:	<input checked="" type="checkbox"/> Normal <input type="checkbox"/> Small
Proposed Land Use: n/a			Heart Rot:	<input checked="" type="checkbox"/> No <input type="checkbox"/> Yes
Impacts: n/a			Insects:	<input checked="" type="checkbox"/> Minor <input type="checkbox"/> Moderate <input type="checkbox"/> Extensive <input type="checkbox"/> None
Mitigations: n/a			Exudations:	<input checked="" type="checkbox"/> No <input type="checkbox"/> Yes

Comments & Notes: 1000 cankers; only minor damage so far

³¹⁹ Health: A = Outstanding; B = Above Average; C = Average; D = Below Average; F = Dead

³²⁰ Decurrent = Lacking Strong Central Leader. Excurrent = Strong Central Leader.

³²¹ Aesthetic (compared to standard tree of same species) : A = nearly symmetrical, healthy tree – F = Dead

Trunk dbh must be 4" to be included – cumulative diameters. *Juglans nigra*; *Platanus racemosa*; *Umbellularia californica*; native *Quercus sp.* Except scrub oaks not protected.

TREE FIELD DATA WORKSHEET (City of L.A.)

LDC Project No. 10003-001

Survey Date: 3/29/11

Tree Number: 107

GENERAL CHARACTERISTICS				
Species: <input type="checkbox"/> <i>Q. agrifolia</i> <input type="checkbox"/> <i>Q. lobata</i>			Health Rating ³²² : <input type="checkbox"/> A <input type="checkbox"/> B <input checked="" type="checkbox"/> C- <input type="checkbox"/> D <input type="checkbox"/> F	
<input type="checkbox"/> <i>Ca. Sycamore</i> <input type="checkbox"/> <i>Ca. Bay</i> <input checked="" type="checkbox"/> <i>Ca. Black Walnut</i>			Form: <input type="checkbox"/> symmetric <input checked="" type="checkbox"/> minor asymmetry	
Trunk Count: 5 Height (ft.): 25			<input type="checkbox"/> major asymmetry <input type="checkbox"/> stump sprout	
Trunk DBH (in.): 7, 10.5, 7.5, 11.5, 7			<input type="checkbox"/> stag-head	
Percent Canopy Cover: 60%			Crown Class ³²³ : <input checked="" type="checkbox"/> Decurrent <input type="checkbox"/> Excurrent	
Existing Terrain: <input type="checkbox"/> Flat <input checked="" type="checkbox"/> Slope			Age Class: <input type="checkbox"/> immature <input type="checkbox"/> semi-mature	
Aesthetic Rating ³²⁴ : <input type="checkbox"/> A <input checked="" type="checkbox"/> B <input type="checkbox"/> C <input type="checkbox"/> D <input type="checkbox"/> F			<input type="checkbox"/> mature <input checked="" type="checkbox"/> over-mature/senescent	
Overall Grade: <input type="checkbox"/> A <input type="checkbox"/> B <input checked="" type="checkbox"/> C- <input type="checkbox"/> D <input type="checkbox"/> F			Heritage Tree: <input checked="" type="checkbox"/> No <input type="checkbox"/> Yes	
CANOPY CHARACTERISTICS			TREE HEALTH	
	Dripline Radius (Feet)	Canopy to Grade (Feet)	Wound Wood Development:	Excellent <input type="checkbox"/> Average <input checked="" type="checkbox"/> Poor <input type="checkbox"/> None <input type="checkbox"/>
N	29		Foliage Density:	<input checked="" type="checkbox"/> Normal <input type="checkbox"/> Sparse
NE			Weak crotches:	<input type="checkbox"/> No <input checked="" type="checkbox"/> Yes
E	32		Oak Pit Scale:	<input checked="" type="checkbox"/> No <input type="checkbox"/> Yes
SE			Mainstem dieback:	<input type="checkbox"/> No <input checked="" type="checkbox"/> Yes
S	14		Exposed Roots:	<input checked="" type="checkbox"/> No <input type="checkbox"/> Yes
SW			Epicormic growth:	<input type="checkbox"/> No <input checked="" type="checkbox"/> Yes
W	22		Shading Out:	<input type="checkbox"/> No <input checked="" type="checkbox"/> Yes
NW			Cavities: <input type="checkbox"/> None <input checked="" type="checkbox"/> Trunk <input checked="" type="checkbox"/> Branch	
CANOPY SPREAD (FEET):			Exfoliating Bark:	<input type="checkbox"/> No <input checked="" type="checkbox"/> Yes
PROPOSED ACTIONS			Water Pocket(s):	<input type="checkbox"/> No <input checked="" type="checkbox"/> Yes
Monitor for Progress: <input checked="" type="checkbox"/> Yes <input type="checkbox"/> No			Mechanical Damage:	<input type="checkbox"/> Trunk <input type="checkbox"/> Branch <input checked="" type="checkbox"/> None
Treat Infestations: <input type="checkbox"/> Yes <input type="checkbox"/> No			Canker/Galls:	<input type="checkbox"/> No <input checked="" type="checkbox"/> Yes
Remove Deadwood: <input type="checkbox"/> Yes <input type="checkbox"/> No			Fungus:	<input type="checkbox"/> No <input checked="" type="checkbox"/> Yes
Support Structure: <input type="checkbox"/> Yes <input type="checkbox"/> No			Vigor:	<input type="checkbox"/> Excellent <input type="checkbox"/> Average <input checked="" type="checkbox"/> Fair <input type="checkbox"/> Poor
IMPACTS & MITIGATIONS			Twig/ Branch Dieback:	<input type="checkbox"/> None <input type="checkbox"/> Minor <input checked="" type="checkbox"/> Moderate <input type="checkbox"/> Extensive
In Impacted Area: <input type="checkbox"/> Yes <input type="checkbox"/> No n/a			Leaf Size:	<input checked="" type="checkbox"/> Normal <input type="checkbox"/> Small
Proposed Land Use: n/a			Heart Rot:	<input checked="" type="checkbox"/> No <input type="checkbox"/> Yes
Impacts: n/a			Insects:	<input type="checkbox"/> Minor <input type="checkbox"/> Moderate <input checked="" type="checkbox"/> Extensive <input type="checkbox"/> None
Mitigations: n/a			Exudations:	<input checked="" type="checkbox"/> No <input type="checkbox"/> Yes

Comments & Notes: Approximate dripline measurement due to poison oak and heavy brush; one trunk laying downslope to the east.

³²² Health: A =Outstanding; B = Above Average; C = Average; D = Below Average; F = Dead

³²³ Decurrent = Lacking Strong Central Leader. Excurrent = Strong Central Leader.

³²⁴ Aesthetic (compared to standard tree of same species) : A = nearly symmetrical, healthy tree – F = Dead

Trunk dbh must be 4" to be included – cumulative diameters. *Juglans nigra*; *Platanus racemosa*; *Umbellularia californica*; native *Quercus sp.* Except scrub oaks not protected.

Survey Date: 3/29/11

Tree Number: 108

GENERAL CHARACTERISTICS				
Species: <input type="checkbox"/> <i>Q. agrifolia</i> <input type="checkbox"/> <i>Q. lobata</i>			Health Rating ³²⁵ : <input type="checkbox"/> A <input type="checkbox"/> B <input type="checkbox"/> C <input checked="" type="checkbox"/> D <input type="checkbox"/> F	
<input type="checkbox"/> <i>Ca. Sycamore</i> <input type="checkbox"/> <i>Ca. Bay</i> <input checked="" type="checkbox"/> <i>Ca. Black Walnut</i>			Form: <input type="checkbox"/> symmetric <input checked="" type="checkbox"/> minor asymmetry	
Trunk Count: 9 Height (ft.): 20			<input type="checkbox"/> major asymmetry <input type="checkbox"/> stump sprout	
Trunk DBH (in.): 5.5, 5, 5.5, 3, 4, 8, 4.5, 9.5, 4.5			<input type="checkbox"/> stag-head	
Percent Canopy Cover: 50%			Crown Class ³²⁶ : <input checked="" type="checkbox"/> Decurrent <input type="checkbox"/> Excurrent	
Existing Terrain: <input type="checkbox"/> Flat <input checked="" type="checkbox"/> Slope			Age Class: <input type="checkbox"/> immature <input type="checkbox"/> semi-mature	
Aesthetic Rating ³²⁷ : <input type="checkbox"/> A <input type="checkbox"/> B <input checked="" type="checkbox"/> C- <input type="checkbox"/> D <input type="checkbox"/> F			<input type="checkbox"/> mature <input checked="" type="checkbox"/> over-mature/senescent	
Overall Grade: <input type="checkbox"/> A <input type="checkbox"/> B <input type="checkbox"/> C <input checked="" type="checkbox"/> D <input type="checkbox"/> F			Heritage Tree: <input checked="" type="checkbox"/> No <input type="checkbox"/> Yes	
CANOPY CHARACTERISTICS			TREE HEALTH	
	Dripline Radius (Feet)	Canopy to Grade (Feet)	Wound Wood Development:	Excellent <input type="checkbox"/> Average <input checked="" type="checkbox"/> Poor <input type="checkbox"/> None <input type="checkbox"/>
N	30		Foliage Density:	<input checked="" type="checkbox"/> Normal <input type="checkbox"/> Sparse
NE			Weak crotches:	<input type="checkbox"/> No <input checked="" type="checkbox"/> Yes
E	19		Oak Pit Scale:	<input checked="" type="checkbox"/> No <input type="checkbox"/> Yes
SE			Mainstem dieback:	<input type="checkbox"/> No <input checked="" type="checkbox"/> Yes
S	0		Exposed Roots:	<input checked="" type="checkbox"/> No <input type="checkbox"/> Yes
SW			Epicormic growth:	<input type="checkbox"/> No <input checked="" type="checkbox"/> Yes
W	20		Shading Out:	<input type="checkbox"/> No <input checked="" type="checkbox"/> Yes
NW			Cavities: <input type="checkbox"/> None <input checked="" type="checkbox"/> Trunk <input checked="" type="checkbox"/> Branch	
CANOPY SPREAD (FEET):			Exfoliating Bark:	<input type="checkbox"/> No <input checked="" type="checkbox"/> Yes
PROPOSED ACTIONS			Water Pocket(s):	<input type="checkbox"/> No <input checked="" type="checkbox"/> Yes
Monitor for Progress:			Mechanical Damage:	<input type="checkbox"/> Trunk <input type="checkbox"/> Branch <input checked="" type="checkbox"/> None
Treat Infestations:			Canker/Galls:	<input type="checkbox"/> No <input checked="" type="checkbox"/> Yes
Remove Deadwood:			Fungus:	<input type="checkbox"/> No <input checked="" type="checkbox"/> Yes
Support Structure:			Vigor:	<input type="checkbox"/> Excellent <input checked="" type="checkbox"/> Average <input type="checkbox"/> Fair <input type="checkbox"/> Poor
IMPACTS & MITIGATIONS			Twig/ Branch Dieback:	<input type="checkbox"/> None <input type="checkbox"/> Minor <input checked="" type="checkbox"/> Moderate <input type="checkbox"/> Extensive
In Impacted Area: <input type="checkbox"/> Yes <input type="checkbox"/> No n/a			Leaf Size:	<input checked="" type="checkbox"/> Normal <input type="checkbox"/> Small
Proposed Land Use: n/a			Heart Rot:	<input type="checkbox"/> No <input checked="" type="checkbox"/> Yes
Impacts: n/a			Insects:	<input type="checkbox"/> Minor <input checked="" type="checkbox"/> Moderate <input type="checkbox"/> Extensive <input type="checkbox"/> None
Mitigations: n/a			Exudations:	<input checked="" type="checkbox"/> No <input type="checkbox"/> Yes

Comments & Notes: Falling apart; 1000 canker, stinging nettle, gooseberry; dripline measurement is approx. due to slope and heavy brush.

³²⁵ Health: A = Outstanding; B = Above Average; C = Average; D = Below Average; F = Dead

³²⁶ Decurrent = Lacking Strong Central Leader. Excurrent = Strong Central Leader.

³²⁷ Aesthetic (compared to standard tree of same species) : A = nearly symmetrical, healthy tree – F = Dead

Trunk dbh must be 4" to be included – cumulative diameters. *Juglans nigra*; *Platanus racemosa*; *Umbellularia californica*; native *Quercus sp.* Except scrub oaks not protected.

Survey Date: 3/29/11

Tree Number: 109

GENERAL CHARACTERISTICS				
Species: <input type="checkbox"/> <i>Q. agrifolia</i> <input type="checkbox"/> <i>Q. lobata</i>			Health Rating ³²⁸ : <input type="checkbox"/> A <input type="checkbox"/> B <input type="checkbox"/> C <input checked="" type="checkbox"/> D <input type="checkbox"/> F	
<input type="checkbox"/> <i>Ca. Sycamore</i> <input type="checkbox"/> <i>Ca. Bay</i> <input checked="" type="checkbox"/> <i>Ca. Black Walnut</i>			Form: <input type="checkbox"/> symmetric <input type="checkbox"/> minor asymmetry	
Trunk Count: 1 Height (ft.): 15			<input checked="" type="checkbox"/> major asymmetry <input type="checkbox"/> stump sprout	
Trunk DBH (in.): 7			<input type="checkbox"/> stag-head	
Percent Canopy Cover: 60%			Crown Class ³²⁹ : <input checked="" type="checkbox"/> Decurrent <input type="checkbox"/> Excurrent	
Existing Terrain: <input type="checkbox"/> Flat <input checked="" type="checkbox"/> Slope			Age Class: <input type="checkbox"/> immature <input checked="" type="checkbox"/> semi-mature	
Aesthetic Rating ³³⁰ : <input type="checkbox"/> A <input type="checkbox"/> B <input type="checkbox"/> C <input checked="" type="checkbox"/> D <input type="checkbox"/> F			<input type="checkbox"/> mature <input type="checkbox"/> over-mature/senescent	
Overall Grade: <input type="checkbox"/> A <input type="checkbox"/> B <input type="checkbox"/> C <input checked="" type="checkbox"/> D <input type="checkbox"/> F			Heritage Tree: <input checked="" type="checkbox"/> No <input type="checkbox"/> Yes	
CANOPY CHARACTERISTICS			TREE HEALTH	
	Dripline Radius (Feet)	Canopy to Grade (Feet)	Wound Wood Development:	Excellent <input type="checkbox"/> Average <input checked="" type="checkbox"/> Poor <input type="checkbox"/> None <input type="checkbox"/>
N	8		Foliage Density:	<input checked="" type="checkbox"/> Normal <input type="checkbox"/> Sparse
NE	28		Weak crotches:	<input type="checkbox"/> No <input checked="" type="checkbox"/> Yes
E	10		Oak Pit Scale:	<input checked="" type="checkbox"/> No <input type="checkbox"/> Yes
SE			Mainstem dieback:	<input type="checkbox"/> No <input checked="" type="checkbox"/> Yes
S	0		Exposed Roots:	<input checked="" type="checkbox"/> No <input type="checkbox"/> Yes
SW			Epicormic growth:	<input type="checkbox"/> No <input checked="" type="checkbox"/> Yes
W	0		Shading Out:	<input type="checkbox"/> No <input checked="" type="checkbox"/> Yes
NW			Cavities: <input checked="" type="checkbox"/> None	<input type="checkbox"/> Trunk <input type="checkbox"/> Branch
CANOPY SPREAD (FEET):			Exfoliating Bark:	<input type="checkbox"/> No <input checked="" type="checkbox"/> Yes
PROPOSED ACTIONS			Water Pocket(s):	<input checked="" type="checkbox"/> No <input type="checkbox"/> Yes
Monitor for Progress:			Mechanical Damage:	<input type="checkbox"/> Trunk <input type="checkbox"/> Branch <input checked="" type="checkbox"/> None
Treat Infestations:			Canker/Galls:	<input type="checkbox"/> No <input checked="" type="checkbox"/> Yes
Remove Deadwood:			Fungus:	<input type="checkbox"/> No <input checked="" type="checkbox"/> Yes
Support Structure:			Vigor:	<input type="checkbox"/> Excellent <input type="checkbox"/> Average <input checked="" type="checkbox"/> Fair <input type="checkbox"/> Poor
IMPACTS & MITIGATIONS			Twig/ Branch Dieback:	<input type="checkbox"/> None <input type="checkbox"/> Minor <input type="checkbox"/> Moderate <input checked="" type="checkbox"/> Extensive
In Impacted Area: <input type="checkbox"/> Yes <input type="checkbox"/> No n/a			Leaf Size:	<input checked="" type="checkbox"/> Normal <input type="checkbox"/> Small
Proposed Land Use: n/a			Heart Rot:	<input type="checkbox"/> No <input checked="" type="checkbox"/> Yes
Impacts: n/a			Insects:	<input type="checkbox"/> Minor <input checked="" type="checkbox"/> Moderate <input type="checkbox"/> Extensive <input type="checkbox"/> None
Mitigations: n/a			Exudations:	<input checked="" type="checkbox"/> No <input type="checkbox"/> Yes

Comments & Notes: leaning northeast, nettle around base; adjacent to pepper; Tree #111 fallen into this tree.

³²⁸ Health: A = Outstanding; B = Above Average; C = Average; D = Below Average; F = Dead

³²⁹ Decurrent = Lacking Strong Central Leader. Excurrent = Strong Central Leader.

³³⁰ Aesthetic (compared to standard tree of same species) : A = nearly symmetrical, healthy tree – F = Dead

Trunk dbh must be 4" to be included – cumulative diameters. *Juglans nigra*; *Platanus racemosa*; *Umbellularia californica*; native *Quercus sp.* Except scrub oaks not protected.

TREE FIELD DATA WORKSHEET (City of L.A.)

LDC Project No. 10003-001

Survey Date: 3/29/11

Tree Number: 110

GENERAL CHARACTERISTICS				
Species: <input type="checkbox"/> <i>Q. agrifolia</i> <input type="checkbox"/> <i>Q. lobata</i>			Health Rating ³³¹ : <input type="checkbox"/> A <input type="checkbox"/> B <input type="checkbox"/> C <input checked="" type="checkbox"/> D <input type="checkbox"/> F	
<input type="checkbox"/> <i>Ca. Sycamore</i> <input type="checkbox"/> <i>Ca. Bay</i> <input checked="" type="checkbox"/> <i>Ca. Black Walnut</i>			Form: <input type="checkbox"/> symmetric <input type="checkbox"/> minor asymmetry	
Trunk Count: 1 Height (ft.): 15			<input checked="" type="checkbox"/> major asymmetry <input type="checkbox"/> stump sprout	
Trunk DBH (in.): 7.5			<input type="checkbox"/> stag-head	
Percent Canopy Cover: 60%			Crown Class ³³² : <input checked="" type="checkbox"/> Decurrent <input type="checkbox"/> Excurrent	
Existing Terrain: <input type="checkbox"/> Flat <input checked="" type="checkbox"/> Slope			Age Class: <input type="checkbox"/> immature <input checked="" type="checkbox"/> semi-mature	
Aesthetic Rating ³³³ : <input type="checkbox"/> A <input type="checkbox"/> B <input type="checkbox"/> C <input checked="" type="checkbox"/> D <input type="checkbox"/> F			<input type="checkbox"/> mature <input type="checkbox"/> over-mature/senescent	
Overall Grade: <input type="checkbox"/> A <input type="checkbox"/> B <input type="checkbox"/> C <input checked="" type="checkbox"/> D <input type="checkbox"/> F			Heritage Tree: <input checked="" type="checkbox"/> No <input type="checkbox"/> Yes	
CANOPY CHARACTERISTICS			TREE HEALTH	
	Dripline Radius (Feet)	Canopy to Grade (Feet)	Wound Wood Development:	Excellent <input type="checkbox"/> Average <input checked="" type="checkbox"/> Poor <input type="checkbox"/> None <input type="checkbox"/>
N	0		Foliage Density:	<input type="checkbox"/> Normal <input checked="" type="checkbox"/> Sparse
NE	33		Weak crotches:	<input type="checkbox"/> No <input checked="" type="checkbox"/> Yes
E	5		Oak Pit Scale:	<input checked="" type="checkbox"/> No <input type="checkbox"/> Yes
SE			Mainstem dieback:	<input type="checkbox"/> No <input checked="" type="checkbox"/> Yes
S	0		Exposed Roots:	<input checked="" type="checkbox"/> No <input type="checkbox"/> Yes
SW			Epicormic growth:	<input type="checkbox"/> No <input checked="" type="checkbox"/> Yes
W	0		Shading Out:	<input type="checkbox"/> No <input checked="" type="checkbox"/> Yes
NW			Cavities: <input type="checkbox"/> None	<input checked="" type="checkbox"/> Trunk <input type="checkbox"/> Branch
CANOPY SPREAD (FEET):			Exfoliating Bark:	<input checked="" type="checkbox"/> No <input type="checkbox"/> Yes
PROPOSED ACTIONS			Water Pocket(s):	<input type="checkbox"/> No <input checked="" type="checkbox"/> Yes
Monitor for Progress: <input checked="" type="checkbox"/> Yes <input type="checkbox"/> No			Mechanical Damage:	<input type="checkbox"/> Trunk <input type="checkbox"/> Branch <input checked="" type="checkbox"/> None
Treat Infestations: <input type="checkbox"/> Yes <input type="checkbox"/> No			Canker/Galls:	<input type="checkbox"/> No <input checked="" type="checkbox"/> Yes
Remove Deadwood: <input type="checkbox"/> Yes <input type="checkbox"/> No			Fungus:	<input type="checkbox"/> No <input checked="" type="checkbox"/> Yes
Support Structure: <input type="checkbox"/> Yes <input type="checkbox"/> No			Vigor:	<input type="checkbox"/> Excellent <input type="checkbox"/> Average <input checked="" type="checkbox"/> Fair <input type="checkbox"/> Poor
IMPACTS & MITIGATIONS			Twig/ Branch Dieback:	<input type="checkbox"/> None <input type="checkbox"/> Minor <input type="checkbox"/> Moderate <input checked="" type="checkbox"/> Extensive
In Impacted Area: <input type="checkbox"/> Yes <input type="checkbox"/> No n/a			Leaf Size:	<input checked="" type="checkbox"/> Normal <input type="checkbox"/> Small
Proposed Land Use: n/a			Heart Rot:	<input type="checkbox"/> No <input checked="" type="checkbox"/> Yes
Impacts: n/a			Insects:	<input checked="" type="checkbox"/> Minor <input type="checkbox"/> Moderate <input type="checkbox"/> Extensive <input type="checkbox"/> None
Mitigations: n/a			Exudations:	<input checked="" type="checkbox"/> No <input type="checkbox"/> Yes

Comments & Notes: nettle; another trunk broken at base; leaning northeast; 1000 canker

³³¹ Health: A =Outstanding; B = Above Average; C = Average; D = Below Average; F = Dead

³³² Decurrent = Lacking Strong Central Leader. Excurrent = Strong Central Leader.

³³³ Aesthetic (compared to standard tree of same species) : A = nearly symmetrical, healthy tree – F = Dead

Trunk dbh must be 4" to be included – cumulative diameters. *Juglans nigra*; *Platanus racemosa*; *Umbellularia californica*; native *Quercus sp.* Except scrub oaks not protected.

Survey Date: 3/29/11

Tree Number: 111

GENERAL CHARACTERISTICS				
Species: <input type="checkbox"/> <i>Q. agrifolia</i> <input type="checkbox"/> <i>Q. lobata</i>			Health Rating ³³⁴ : <input type="checkbox"/> A <input type="checkbox"/> B <input checked="" type="checkbox"/> C <input type="checkbox"/> D <input type="checkbox"/> F	
<input type="checkbox"/> <i>Ca. Sycamore</i> <input type="checkbox"/> <i>Ca. Bay</i> <input checked="" type="checkbox"/> <i>Ca. Black Walnut</i>			Form: <input type="checkbox"/> symmetric <input type="checkbox"/> minor asymmetry	
Trunk Count: 4 Height (ft.): 35			<input checked="" type="checkbox"/> major asymmetry <input type="checkbox"/> stump sprout	
Trunk DBH (in.): 8, 6.5, 9.5, 13.5			<input type="checkbox"/> stag-head	
Percent Canopy Cover: 75%			Crown Class ³³⁵ : <input checked="" type="checkbox"/> Decurrent <input type="checkbox"/> Excurrent	
Existing Terrain: <input type="checkbox"/> Flat <input checked="" type="checkbox"/> Slope			Age Class: <input type="checkbox"/> immature <input type="checkbox"/> semi-mature	
Aesthetic Rating ³³⁶ : <input type="checkbox"/> A <input type="checkbox"/> B <input type="checkbox"/> C <input checked="" type="checkbox"/> D <input type="checkbox"/> F			<input type="checkbox"/> mature <input checked="" type="checkbox"/> over-mature/senescent	
Overall Grade: <input type="checkbox"/> A <input type="checkbox"/> B <input type="checkbox"/> C <input checked="" type="checkbox"/> D <input type="checkbox"/> F			Heritage Tree: <input checked="" type="checkbox"/> No <input type="checkbox"/> Yes	
CANOPY CHARACTERISTICS			TREE HEALTH	
	Dripline Radius (Feet)	Canopy to Grade (Feet)	Wound Wood Development:	Excellent <input type="checkbox"/> Average <input checked="" type="checkbox"/> Poor <input type="checkbox"/> None <input type="checkbox"/>
N	21		Foliage Density:	<input checked="" type="checkbox"/> Normal <input type="checkbox"/> Sparse
NE			Weak crotches:	<input type="checkbox"/> No <input checked="" type="checkbox"/> Yes
E	21		Oak Pit Scale:	<input checked="" type="checkbox"/> No <input type="checkbox"/> Yes
SE			Mainstem dieback:	<input type="checkbox"/> No <input checked="" type="checkbox"/> Yes
S	26		Exposed Roots:	<input checked="" type="checkbox"/> No <input type="checkbox"/> Yes
SW			Epicormic growth:	<input type="checkbox"/> No <input checked="" type="checkbox"/> Yes
W	22		Shading Out:	<input type="checkbox"/> No <input checked="" type="checkbox"/> Yes
NW			Cavities: <input type="checkbox"/> None <input checked="" type="checkbox"/> Trunk <input type="checkbox"/> Branch	
CANOPY SPREAD (FEET):			Exfoliating Bark:	<input type="checkbox"/> No <input checked="" type="checkbox"/> Yes
PROPOSED ACTIONS			Water Pocket(s):	<input type="checkbox"/> No <input checked="" type="checkbox"/> Yes
Monitor for Progress: <input checked="" type="checkbox"/> Yes <input type="checkbox"/> No			Mechanical Damage:	<input type="checkbox"/> Trunk <input type="checkbox"/> Branch <input checked="" type="checkbox"/> None
Treat Infestations: <input type="checkbox"/> Yes <input type="checkbox"/> No			Canker/Galls:	<input type="checkbox"/> No <input checked="" type="checkbox"/> Yes
Remove Deadwood: <input type="checkbox"/> Yes <input type="checkbox"/> No			Fungus:	<input type="checkbox"/> No <input checked="" type="checkbox"/> Yes
Support Structure: <input type="checkbox"/> Yes <input type="checkbox"/> No			Vigor:	<input type="checkbox"/> Excellent <input type="checkbox"/> Average <input checked="" type="checkbox"/> Fair <input type="checkbox"/> Poor
IMPACTS & MITIGATIONS			Twig/ Branch Dieback:	<input type="checkbox"/> None <input type="checkbox"/> Minor <input checked="" type="checkbox"/> Moderate <input type="checkbox"/> Extensive
In Impacted Area: <input type="checkbox"/> Yes <input type="checkbox"/> No n/a			Leaf Size:	<input checked="" type="checkbox"/> Normal <input type="checkbox"/> Small
Proposed Land Use: n/a			Heart Rot:	<input type="checkbox"/> No <input checked="" type="checkbox"/> Yes
Impacts: n/a			Insects:	<input type="checkbox"/> Minor <input checked="" type="checkbox"/> Moderate <input type="checkbox"/> Extensive <input type="checkbox"/> None
Mitigations: n/a			Exudations:	<input checked="" type="checkbox"/> No <input type="checkbox"/> Yes

Comments & Notes: 1 dead and 1 broken trunk

³³⁴ Health: A = Outstanding; B = Above Average; C = Average; D = Below Average; F = Dead

³³⁵ Decurrent = Lacking Strong Central Leader. Excurrent = Strong Central Leader.

³³⁶ Aesthetic (compared to standard tree of same species) : A = nearly symmetrical, healthy tree – F = Dead

Trunk dbh must be 4" to be included – cumulative diameters. *Juglans nigra*; *Platanus racemosa*; *Umbellularia californica*; native *Quercus sp.* Except scrub oaks not protected.

TREE FIELD DATA WORKSHEET (City of L.A.)

LDC Project No. 10003-001

Survey Date: 3/29/11

Tree Number: 112

GENERAL CHARACTERISTICS				
Species: <input type="checkbox"/> <i>Q. agrifolia</i> <input type="checkbox"/> <i>Q. lobata</i>			Health Rating ³³⁷ : <input type="checkbox"/> A <input type="checkbox"/> B <input type="checkbox"/> C <input checked="" type="checkbox"/> D <input type="checkbox"/> F	
<input type="checkbox"/> <i>Ca. Sycamore</i> <input type="checkbox"/> <i>Ca. Bay</i> <input checked="" type="checkbox"/> <i>Ca. Black Walnut</i>			Form: <input type="checkbox"/> symmetric <input type="checkbox"/> minor asymmetry	
Trunk Count: 1 Height (ft.): 20			<input checked="" type="checkbox"/> major asymmetry <input type="checkbox"/> stump sprout	
Trunk DBH (in.): 8.5			<input checked="" type="checkbox"/> stag-head	
Percent Canopy Cover: 40%			Crown Class ³³⁸ : <input checked="" type="checkbox"/> Decurrent <input type="checkbox"/> Excurrent	
Existing Terrain: <input type="checkbox"/> Flat <input checked="" type="checkbox"/> Slope			Age Class: <input type="checkbox"/> immature <input type="checkbox"/> semi-mature	
Aesthetic Rating ³³⁹ : <input type="checkbox"/> A <input type="checkbox"/> B <input type="checkbox"/> C <input checked="" type="checkbox"/> D <input type="checkbox"/> F			<input checked="" type="checkbox"/> mature <input type="checkbox"/> over-mature/senescent	
Overall Grade: <input type="checkbox"/> A <input type="checkbox"/> B <input type="checkbox"/> C <input checked="" type="checkbox"/> D <input type="checkbox"/> F			Heritage Tree: <input checked="" type="checkbox"/> No <input type="checkbox"/> Yes	
CANOPY CHARACTERISTICS			TREE HEALTH	
	Dripline Radius (Feet)	Canopy to Grade (Feet)	Wound Wood Development:	Excellent <input type="checkbox"/> Average <input type="checkbox"/> Poor <input checked="" type="checkbox"/> None <input type="checkbox"/>
N	8		Foliage Density:	<input checked="" type="checkbox"/> Normal <input type="checkbox"/> Sparse
NE			Weak crotches:	<input type="checkbox"/> No <input checked="" type="checkbox"/> Yes
E	3		Oak Pit Scale:	<input checked="" type="checkbox"/> No <input type="checkbox"/> Yes
SE			Mainstem dieback:	<input type="checkbox"/> No <input checked="" type="checkbox"/> Yes
S	12		Exposed Roots:	<input checked="" type="checkbox"/> No <input type="checkbox"/> Yes
SW			Epicormic growth:	<input type="checkbox"/> No <input checked="" type="checkbox"/> Yes
W	6		Shading Out:	<input type="checkbox"/> No <input checked="" type="checkbox"/> Yes
NW			Cavities: <input type="checkbox"/> None	<input checked="" type="checkbox"/> Trunk <input checked="" type="checkbox"/> Branch
CANOPY SPREAD (FEET):			Exfoliating Bark:	<input type="checkbox"/> No <input checked="" type="checkbox"/> Yes
PROPOSED ACTIONS			Water Pocket(s):	<input type="checkbox"/> No <input checked="" type="checkbox"/> Yes
Monitor for Progress:			Mechanical Damage:	<input type="checkbox"/> Trunk <input type="checkbox"/> Branch <input checked="" type="checkbox"/> None
Treat Infestations:			Canker/Galls:	<input type="checkbox"/> No <input checked="" type="checkbox"/> Yes
Remove Deadwood:			Fungus:	<input type="checkbox"/> No <input checked="" type="checkbox"/> Yes
Support Structure:			Vigor:	<input type="checkbox"/> Excellent <input type="checkbox"/> Average <input checked="" type="checkbox"/> Fair <input type="checkbox"/> Poor
IMPACTS & MITIGATIONS			Twig/ Branch Dieback:	<input type="checkbox"/> None <input type="checkbox"/> Minor <input type="checkbox"/> Moderate <input checked="" type="checkbox"/> Extensive
In Impacted Area: <input type="checkbox"/> Yes <input type="checkbox"/> No n/a			Leaf Size:	<input checked="" type="checkbox"/> Normal <input type="checkbox"/> Small
Proposed Land Use: n/a			Heart Rot:	<input type="checkbox"/> No <input checked="" type="checkbox"/> Yes
Impacts: n/a			Insects:	<input type="checkbox"/> Minor <input checked="" type="checkbox"/> Moderate <input type="checkbox"/> Extensive <input type="checkbox"/> None
Mitigations: n/a			Exudations:	<input checked="" type="checkbox"/> No <input type="checkbox"/> Yes

Comments & Notes: Bows over to the east; large basal cavity

³³⁷ Health: A =Outstanding; B = Above Average; C = Average; D = Below Average; F = Dead

³³⁸ Decurrent = Lacking Strong Central Leader. Excurrent = Strong Central Leader.

³³⁹ Aesthetic (compared to standard tree of same species) : A = nearly symmetrical, healthy tree – F = Dead

Trunk dbh must be 4" to be included – cumulative diameters. *Juglans nigra*; *Platanus racemosa*; *Umbellularia californica*; native *Quercus sp.* Except scrub oaks not protected.

Survey Date: 3/29/11

Tree Number: 113

GENERAL CHARACTERISTICS				
Species: <input type="checkbox"/> <i>Q. agrifolia</i> <input type="checkbox"/> <i>Q. lobata</i>			Health Rating ³⁴⁰ : <input type="checkbox"/> A <input type="checkbox"/> B <input type="checkbox"/> C <input checked="" type="checkbox"/> D- <input type="checkbox"/> F	
<input type="checkbox"/> <i>Ca. Sycamore</i> <input type="checkbox"/> <i>Ca. Bay</i> <input checked="" type="checkbox"/> <i>Ca. Black Walnut</i>			Form: <input type="checkbox"/> symmetric <input type="checkbox"/> minor asymmetry	
Trunk Count: 1 Height (ft.): 18			<input checked="" type="checkbox"/> major asymmetry <input type="checkbox"/> stump sprout	
Trunk DBH (in.): 10 (estimated)			<input type="checkbox"/> stag-head	
Percent Canopy Cover: 75%			Crown Class ³⁴¹ : <input checked="" type="checkbox"/> Decurrent <input type="checkbox"/> Excurrent	
Existing Terrain: <input type="checkbox"/> Flat <input checked="" type="checkbox"/> Slope			Age Class: <input type="checkbox"/> immature <input type="checkbox"/> semi-mature	
Aesthetic Rating ³⁴² : <input type="checkbox"/> A <input type="checkbox"/> B <input type="checkbox"/> C <input type="checkbox"/> D <input checked="" type="checkbox"/> F			<input checked="" type="checkbox"/> mature <input type="checkbox"/> over-mature/senescent	
Overall Grade: <input type="checkbox"/> A <input type="checkbox"/> B <input type="checkbox"/> C <input checked="" type="checkbox"/> D- <input type="checkbox"/> F			Heritage Tree: <input checked="" type="checkbox"/> No <input type="checkbox"/> Yes	
CANOPY CHARACTERISTICS			TREE HEALTH	
	Dripline Radius (Feet)	Canopy to Grade (Feet)	Wound Wood Development:	Excellent <input type="checkbox"/> Average <input type="checkbox"/> Poor <input checked="" type="checkbox"/> None <input type="checkbox"/>
N	13		Foliage Density:	<input type="checkbox"/> Normal <input checked="" type="checkbox"/> Sparse
NE			Weak crotches:	<input checked="" type="checkbox"/> No <input type="checkbox"/> Yes
E	22		Oak Pit Scale:	<input checked="" type="checkbox"/> No <input type="checkbox"/> Yes
SE			Mainstem dieback:	<input type="checkbox"/> No <input checked="" type="checkbox"/> Yes
S	21		Exposed Roots:	<input checked="" type="checkbox"/> No <input type="checkbox"/> Yes
SW			Epicormic growth:	<input type="checkbox"/> No <input checked="" type="checkbox"/> Yes
W	9		Shading Out:	<input type="checkbox"/> No <input checked="" type="checkbox"/> Yes
NW			Cavities: <input checked="" type="checkbox"/> None	<input type="checkbox"/> Trunk <input type="checkbox"/> Branch
CANOPY SPREAD (FEET):			Exfoliating Bark:	<input checked="" type="checkbox"/> No <input type="checkbox"/> Yes
PROPOSED ACTIONS			Water Pocket(s):	<input checked="" type="checkbox"/> No <input type="checkbox"/> Yes
Monitor for Progress: <input checked="" type="checkbox"/> Yes <input type="checkbox"/> No			Mechanical Damage:	<input type="checkbox"/> Trunk <input type="checkbox"/> Branch <input checked="" type="checkbox"/> None
Treat Infestations: <input type="checkbox"/> Yes <input type="checkbox"/> No			Canker/Galls:	<input type="checkbox"/> No <input checked="" type="checkbox"/> Yes
Remove Deadwood: <input type="checkbox"/> Yes <input type="checkbox"/> No			Fungus:	<input type="checkbox"/> No <input checked="" type="checkbox"/> Yes
Support Structure: <input type="checkbox"/> Yes <input type="checkbox"/> No			Vigor:	<input type="checkbox"/> Excellent <input type="checkbox"/> Average <input type="checkbox"/> Fair <input checked="" type="checkbox"/> Poor
IMPACTS & MITIGATIONS			Twig/ Branch Dieback:	<input type="checkbox"/> None <input type="checkbox"/> Minor <input type="checkbox"/> Moderate <input checked="" type="checkbox"/> Extensive
In Impacted Area: <input type="checkbox"/> Yes <input type="checkbox"/> No n/a			Leaf Size:	<input checked="" type="checkbox"/> Normal <input type="checkbox"/> Small
Proposed Land Use: n/a			Heart Rot:	<input type="checkbox"/> No <input checked="" type="checkbox"/> Yes
Impacts: n/a			Insects:	<input type="checkbox"/> Minor <input type="checkbox"/> Moderate <input checked="" type="checkbox"/> Extensive <input type="checkbox"/> None
Mitigations: n/a			Exudations:	<input checked="" type="checkbox"/> No <input type="checkbox"/> Yes

Comments & Notes: DBH is estimated due to poison oak; NOT TAGGED due to massive poison oak around the tree

³⁴⁰ Health: A = Outstanding; B = Above Average; C = Average; D = Below Average; F = Dead

³⁴¹ Decurrent = Lacking Strong Central Leader. Excurrent = Strong Central Leader.

³⁴² Aesthetic (compared to standard tree of same species) : A = nearly symmetrical, healthy tree – F = Dead

Trunk dbh must be 4" to be included – cumulative diameters. *Juglans nigra*; *Platanus racemosa*; *Umbellularia californica*; native *Quercus sp.* Except scrub oaks not protected.

TREE FIELD DATA WORKSHEET (City of L.A.)

LDC Project No. 10003-001

Survey Date: 3/29/11

Tree Number: 114

GENERAL CHARACTERISTICS				
Species: <input type="checkbox"/> <i>Q. agrifolia</i> <input type="checkbox"/> <i>Q. lobata</i>			Health Rating ³⁴³ : <input type="checkbox"/> A <input type="checkbox"/> B <input type="checkbox"/> C <input checked="" type="checkbox"/> D- <input type="checkbox"/> F	
<input type="checkbox"/> <i>Ca. Sycamore</i> <input type="checkbox"/> <i>Ca. Bay</i> <input checked="" type="checkbox"/> <i>Ca. Black Walnut</i>			Form: <input type="checkbox"/> symmetric <input checked="" type="checkbox"/> minor asymmetry	
Trunk Count: 3 Height (ft.): 30			<input checked="" type="checkbox"/> major asymmetry <input type="checkbox"/> stump sprout	
Trunk DBH (in.): 6, 7, 5 (estimated)			<input type="checkbox"/> stag-head	
Percent Canopy Cover: 75			Crown Class ³⁴⁴ : <input checked="" type="checkbox"/> Decurrent <input type="checkbox"/> Excurrent	
Existing Terrain: <input type="checkbox"/> Flat <input checked="" type="checkbox"/> Slope			Age Class: <input type="checkbox"/> immature <input type="checkbox"/> semi-mature	
Aesthetic Rating ³⁴⁵ : <input type="checkbox"/> A <input type="checkbox"/> B <input type="checkbox"/> C <input checked="" type="checkbox"/> D- <input type="checkbox"/> F			<input checked="" type="checkbox"/> mature <input type="checkbox"/> over-mature/senescent	
Overall Grade: <input type="checkbox"/> A <input type="checkbox"/> B <input type="checkbox"/> C <input checked="" type="checkbox"/> D- <input type="checkbox"/> F			Heritage Tree: <input checked="" type="checkbox"/> No <input type="checkbox"/> Yes	
CANOPY CHARACTERISTICS			TREE HEALTH	
	Dripline Radius (Feet)	Canopy to Grade (Feet)	Wound Wood Development:	Excellent <input type="checkbox"/> Average <input checked="" type="checkbox"/> Poor <input type="checkbox"/> None <input type="checkbox"/>
N	12		Foliage Density:	<input type="checkbox"/> Normal <input checked="" type="checkbox"/> Sparse
NE			Weak crotches:	<input checked="" type="checkbox"/> No <input type="checkbox"/> Yes
E	8		Oak Pit Scale:	<input checked="" type="checkbox"/> No <input type="checkbox"/> Yes
SE			Mainstem dieback:	<input type="checkbox"/> No <input checked="" type="checkbox"/> Yes
S	16		Exposed Roots:	<input checked="" type="checkbox"/> No <input type="checkbox"/> Yes
SW			Epicormic growth:	<input type="checkbox"/> No <input checked="" type="checkbox"/> Yes
W	8		Shading Out:	<input type="checkbox"/> No <input checked="" type="checkbox"/> Yes
NW			Cavities: <input checked="" type="checkbox"/> None	<input type="checkbox"/> Trunk <input type="checkbox"/> Branch
CANOPY SPREAD (FEET):			Exfoliating Bark:	<input checked="" type="checkbox"/> No <input type="checkbox"/> Yes
PROPOSED ACTIONS			Water Pocket(s):	<input checked="" type="checkbox"/> No <input type="checkbox"/> Yes
Monitor for Progress: <input checked="" type="checkbox"/> Yes <input type="checkbox"/> No			Mechanical Damage:	<input type="checkbox"/> Trunk <input type="checkbox"/> Branch <input checked="" type="checkbox"/> None
Treat Infestations: <input type="checkbox"/> Yes <input type="checkbox"/> No			Canker/Galls:	<input type="checkbox"/> No <input checked="" type="checkbox"/> Yes
Remove Deadwood: <input type="checkbox"/> Yes <input type="checkbox"/> No			Fungus:	<input type="checkbox"/> No <input checked="" type="checkbox"/> Yes
Support Structure: <input type="checkbox"/> Yes <input type="checkbox"/> No			Vigor:	<input type="checkbox"/> Excellent <input type="checkbox"/> Average <input type="checkbox"/> Fair <input checked="" type="checkbox"/> Poor
IMPACTS & MITIGATIONS			Twig/ Branch Dieback:	<input type="checkbox"/> None <input type="checkbox"/> Minor <input type="checkbox"/> Moderate <input checked="" type="checkbox"/> Extensive
In Impacted Area: <input type="checkbox"/> Yes <input type="checkbox"/> No n/a			Leaf Size:	<input type="checkbox"/> Normal <input checked="" type="checkbox"/> Small
Proposed Land Use: n/a			Heart Rot:	<input type="checkbox"/> No <input checked="" type="checkbox"/> Yes
Impacts: n/a			Insects:	<input type="checkbox"/> Minor <input checked="" type="checkbox"/> Moderate <input type="checkbox"/> Extensive <input type="checkbox"/> None
Mitigations: n/a			Exudations:	<input checked="" type="checkbox"/> No <input type="checkbox"/> Yes

Comments & Notes: NOT TAGGED DUE TO MASSIVE POISON OAK

³⁴³ Health: A =Outstanding; B = Above Average; C = Average; D = Below Average; F = Dead

³⁴⁴ Decurrent = Lacking Strong Central Leader. Excurrent = Strong Central Leader.

³⁴⁵ Aesthetic (compared to standard tree of same species) : A = nearly symmetrical, healthy tree – F = Dead

Trunk dbh must be 4" to be included – cumulative diameters. *Juglans nigra*; *Platanus racemosa*; *Umbellularia californica*; native *Quercus sp.* Except scrub oaks not protected.

TREE FIELD DATA WORKSHEET (City of L.A.)

LDC Project No. 10003-001

Survey Date: 3/29/11

Tree Number: 115

GENERAL CHARACTERISTICS			TREE HEALTH		
Species: <input type="checkbox"/> <i>Q. agrifolia</i> <input type="checkbox"/> <i>Q. lobata</i>			Health Rating ³⁴⁶ : <input type="checkbox"/> A <input type="checkbox"/> B <input type="checkbox"/> C <input type="checkbox"/> D <input checked="" type="checkbox"/> F		
<input type="checkbox"/> <i>Ca. Sycamore</i> <input type="checkbox"/> <i>Ca. Bay</i> <input checked="" type="checkbox"/> <i>Ca. Black Walnut</i>			Form: <input type="checkbox"/> symmetric <input checked="" type="checkbox"/> minor asymmetry		
Trunk Count: 1 Height (ft.): 10			<input checked="" type="checkbox"/> major asymmetry <input type="checkbox"/> stump sprout		
Trunk DBH (in.): 7 (Estimated)			<input type="checkbox"/> stag-head		
Percent Canopy Cover: 75%			Crown Class ³⁴⁷ : <input checked="" type="checkbox"/> Decurrent <input type="checkbox"/> Excurrent		
Existing Terrain: <input type="checkbox"/> Flat <input checked="" type="checkbox"/> Slope			Age Class: <input type="checkbox"/> immature <input type="checkbox"/> semi-mature		
Aesthetic Rating ³⁴⁸ : <input type="checkbox"/> A <input type="checkbox"/> B <input type="checkbox"/> C <input checked="" type="checkbox"/> D <input type="checkbox"/> F			<input checked="" type="checkbox"/> mature <input type="checkbox"/> over-mature/senescent		
Overall Grade: <input type="checkbox"/> A <input type="checkbox"/> B <input type="checkbox"/> C <input checked="" type="checkbox"/> D <input type="checkbox"/> F			Heritage Tree: <input checked="" type="checkbox"/> No <input type="checkbox"/> Yes		
CANOPY CHARACTERISTICS			TREE HEALTH		
	Dripline Radius (Feet)	Canopy to Grade (Feet)	Wound Wood Development:	Excellent <input type="checkbox"/> Average <input type="checkbox"/> Poor <input checked="" type="checkbox"/> None <input type="checkbox"/>	
N			Foliage Density:	<input type="checkbox"/> Normal <input checked="" type="checkbox"/> Sparse	
NE			Weak crotches:	<input type="checkbox"/> No <input checked="" type="checkbox"/> Yes	
E			Oak Pit Scale:	<input checked="" type="checkbox"/> No <input type="checkbox"/> Yes	
SE			Mainstem dieback:	<input type="checkbox"/> No <input checked="" type="checkbox"/> Yes	
S			Exposed Roots:	<input checked="" type="checkbox"/> No <input type="checkbox"/> Yes	
SW			Epicormic growth:	<input type="checkbox"/> No <input checked="" type="checkbox"/> Yes	
W			Shading Out:	<input type="checkbox"/> No <input checked="" type="checkbox"/> Yes	
NW			Cavities: <input type="checkbox"/> None <input type="checkbox"/> Trunk <input type="checkbox"/> Branch		
CANOPY SPREAD (FEET):			Exfoliating Bark:	<input type="checkbox"/> No <input checked="" type="checkbox"/> Yes	
PROPOSED ACTIONS			Water Pocket(s):	<input type="checkbox"/> No <input type="checkbox"/> Yes	
Monitor for Progress: <input checked="" type="checkbox"/> Yes <input type="checkbox"/> No			Mechanical Damage:	<input type="checkbox"/> Trunk <input type="checkbox"/> Branch <input checked="" type="checkbox"/> None	
Treat Infestations: <input type="checkbox"/> Yes <input type="checkbox"/> No			Canker/Galls:	<input type="checkbox"/> No <input checked="" type="checkbox"/> Yes	
Remove Deadwood: <input type="checkbox"/> Yes <input type="checkbox"/> No			Fungus:	<input type="checkbox"/> No <input checked="" type="checkbox"/> Yes	
Support Structure: <input type="checkbox"/> Yes <input type="checkbox"/> No			Vigor:	<input type="checkbox"/> Excellent <input type="checkbox"/> Average <input type="checkbox"/> Fair <input checked="" type="checkbox"/> Poor	
IMPACTS & MITIGATIONS			Twig/ Branch Dieback:	<input type="checkbox"/> None <input type="checkbox"/> Minor <input type="checkbox"/> Moderate <input checked="" type="checkbox"/> Extensive	
In Impacted Area: <input type="checkbox"/> Yes <input type="checkbox"/> No n/a			Leaf Size:	<input type="checkbox"/> Normal <input checked="" type="checkbox"/> Small	
Proposed Land Use: n/a			Heart Rot:	<input type="checkbox"/> No <input checked="" type="checkbox"/> Yes	
Impacts: n/a			Insects:	<input type="checkbox"/> Minor <input type="checkbox"/> Moderate <input checked="" type="checkbox"/> Extensive <input type="checkbox"/> None	
Mitigations: n/a			Exudations:	<input checked="" type="checkbox"/> No <input type="checkbox"/> Yes	

Comments & Notes: NOT TAGGED DUE TO MASSIVE POISON OAK, No dripline measurement taken due to poison oak.

³⁴⁶ Health: A =Outstanding; B = Above Average; C = Average; D = Below Average; F = Dead

³⁴⁷ Decurrent = Lacking Strong Central Leader. Excurrent = Strong Central Leader.

³⁴⁸ Aesthetic (compared to standard tree of same species) : A = nearly symmetrical, healthy tree – F = Dead

Trunk dbh must be 4" to be included – cumulative diameters. *Juglans nigra*; *Platanus racemosa*; *Umbellularia californica*; native *Quercus sp.* Except scrub oaks not protected.

TREE FIELD DATA WORKSHEET (City of L.A.)

LDC Project No. 10003-001

Survey Date: 3/29/11

Tree Number: 116

GENERAL CHARACTERISTICS			TREE HEALTH		
Species: <input type="checkbox"/> <i>Q. agrifolia</i> <input type="checkbox"/> <i>Q. lobata</i>			Health Rating ³⁴⁹ : <input type="checkbox"/> A <input type="checkbox"/> B <input type="checkbox"/> C <input type="checkbox"/> D <input checked="" type="checkbox"/> F		
<input type="checkbox"/> <i>Ca. Sycamore</i> <input type="checkbox"/> <i>Ca. Bay</i> <input checked="" type="checkbox"/> <i>Ca. Black Walnut</i>			Form: <input type="checkbox"/> symmetric <input type="checkbox"/> minor asymmetry		
Trunk Count: 2 Height (ft.): 15			<input checked="" type="checkbox"/> major asymmetry <input type="checkbox"/> stump sprout		
Trunk DBH (in.): 8, 6			<input type="checkbox"/> stag-head		
Percent Canopy Cover: 60%			Crown Class ³⁵⁰ : <input checked="" type="checkbox"/> Decurrent <input type="checkbox"/> Excurrent		
Existing Terrain: <input type="checkbox"/> Flat <input checked="" type="checkbox"/> Slope			Age Class: <input type="checkbox"/> immature <input type="checkbox"/> semi-mature		
Aesthetic Rating ³⁵¹ : <input type="checkbox"/> A <input type="checkbox"/> B <input type="checkbox"/> C <input type="checkbox"/> D <input checked="" type="checkbox"/> F			<input checked="" type="checkbox"/> mature <input type="checkbox"/> over-mature/senescent		
Overall Grade: <input type="checkbox"/> A <input type="checkbox"/> B <input type="checkbox"/> C <input type="checkbox"/> D <input checked="" type="checkbox"/> F			Heritage Tree: <input checked="" type="checkbox"/> No <input type="checkbox"/> Yes		
CANOPY CHARACTERISTICS			TREE HEALTH		
	Dripline Radius (Feet)	Canopy to Grade (Feet)	Wound Wood Development:	Excellent <input type="checkbox"/> Average <input type="checkbox"/> Poor <input checked="" type="checkbox"/> None <input type="checkbox"/>	
N			Foliage Density:	<input type="checkbox"/> Normal <input checked="" type="checkbox"/> Sparse	
NE			Weak crotches:	<input type="checkbox"/> No <input checked="" type="checkbox"/> Yes	
E			Oak Pit Scale:	<input checked="" type="checkbox"/> No <input type="checkbox"/> Yes	
SE			Mainstem dieback:	<input type="checkbox"/> No <input checked="" type="checkbox"/> Yes	
S			Exposed Roots:	<input checked="" type="checkbox"/> No <input type="checkbox"/> Yes	
SW			Epicormic growth:	<input type="checkbox"/> No <input checked="" type="checkbox"/> Yes	
W			Shading Out:	<input type="checkbox"/> No <input checked="" type="checkbox"/> Yes	
NW			Cavities: <input type="checkbox"/> None <input type="checkbox"/> Trunk <input type="checkbox"/> Branch		
CANOPY SPREAD (FEET):			Exfoliating Bark:	<input type="checkbox"/> No <input checked="" type="checkbox"/> Yes	
PROPOSED ACTIONS			Water Pocket(s):	<input type="checkbox"/> No <input type="checkbox"/> Yes	
Monitor for Progress: <input checked="" type="checkbox"/> Yes <input type="checkbox"/> No			Mechanical Damage:	<input type="checkbox"/> Trunk <input checked="" type="checkbox"/> Branch <input type="checkbox"/> None	
Treat Infestations: <input type="checkbox"/> Yes <input type="checkbox"/> No			Canker/Galls:	<input type="checkbox"/> No <input checked="" type="checkbox"/> Yes	
Remove Deadwood: <input type="checkbox"/> Yes <input type="checkbox"/> No			Fungus:	<input type="checkbox"/> No <input checked="" type="checkbox"/> Yes	
Support Structure: <input type="checkbox"/> Yes <input type="checkbox"/> No			Vigor:	<input type="checkbox"/> Excellent <input type="checkbox"/> Average <input type="checkbox"/> Fair <input checked="" type="checkbox"/> Poor	
IMPACTS & MITIGATIONS			Twig/ Branch Dieback:	<input type="checkbox"/> None <input type="checkbox"/> Minor <input type="checkbox"/> Moderate <input checked="" type="checkbox"/> Extensive	
In Impacted Area: <input type="checkbox"/> Yes <input type="checkbox"/> No n/a			Leaf Size:	<input type="checkbox"/> Normal <input checked="" type="checkbox"/> Small	
Proposed Land Use: n/a			Heart Rot:	<input type="checkbox"/> No <input checked="" type="checkbox"/> Yes	
Impacts: n/a			Insects:	<input type="checkbox"/> Minor <input type="checkbox"/> Moderate <input checked="" type="checkbox"/> Extensive <input type="checkbox"/> None	
Mitigations: n/a			Exudations:	<input checked="" type="checkbox"/> No <input type="checkbox"/> Yes	

Comments & Notes: DRIPLINE MEASUREMENTS WERE NOT TAKE AND NOT TAGGED DUE TO POISON OAK

³⁴⁹ Health: A =Outstanding; B = Above Average; C = Average; D = Below Average; F = Dead

³⁵⁰ Decurrent = Lacking Strong Central Leader. Excurrent = Strong Central Leader.

³⁵¹ Aesthetic (compared to standard tree of same species) : A = nearly symmetrical, healthy tree – F = Dead

Trunk dbh must be 4" to be included – cumulative diameters. *Juglans nigra*; *Platanus racemosa*; *Umbellularia californica*; native *Quercus sp.* Except scrub oaks not protected.

Survey Date: 3/29/11

Tree Number: 117

GENERAL CHARACTERISTICS				
Species: <input type="checkbox"/> <i>Q. agrifolia</i> <input type="checkbox"/> <i>Q. lobata</i>			Health Rating ³⁵² : <input type="checkbox"/> A <input type="checkbox"/> B <input checked="" type="checkbox"/> C <input type="checkbox"/> D <input type="checkbox"/> F	
<input type="checkbox"/> <i>Ca. Sycamore</i> <input type="checkbox"/> <i>Ca. Bay</i> <input checked="" type="checkbox"/> <i>Ca. Black Walnut</i>			Form: <input type="checkbox"/> symmetric <input checked="" type="checkbox"/> minor asymmetry	
Trunk Count: 4 Height (ft.): 10			<input type="checkbox"/> major asymmetry <input type="checkbox"/> stump sprout	
Trunk DBH (in.): 7, 8.5, 6, 4			<input type="checkbox"/> stag-head	
Percent Canopy Cover: 75%			Crown Class ³⁵³ : <input checked="" type="checkbox"/> Decurrent <input type="checkbox"/> Excurrent	
Existing Terrain: <input type="checkbox"/> Flat <input checked="" type="checkbox"/> Slope			Age Class: <input type="checkbox"/> immature <input type="checkbox"/> semi-mature	
Aesthetic Rating ³⁵⁴ : <input type="checkbox"/> A <input checked="" type="checkbox"/> B <input type="checkbox"/> C <input type="checkbox"/> D <input type="checkbox"/> F			<input checked="" type="checkbox"/> mature <input type="checkbox"/> over-mature/senescent	
Overall Grade: <input type="checkbox"/> A <input type="checkbox"/> B <input checked="" type="checkbox"/> C <input type="checkbox"/> D <input type="checkbox"/> F			Heritage Tree: <input checked="" type="checkbox"/> No <input type="checkbox"/> Yes	
CANOPY CHARACTERISTICS			TREE HEALTH	
	Dripline Radius (Feet)	Canopy to Grade (Feet)	Wound Wood Development:	Excellent <input type="checkbox"/> Average <input checked="" type="checkbox"/> Poor <input type="checkbox"/> None <input type="checkbox"/>
N	15		Foliage Density:	<input checked="" type="checkbox"/> Normal <input type="checkbox"/> Sparse
NE			Weak crotches:	<input checked="" type="checkbox"/> No <input type="checkbox"/> Yes
E	15		Oak Pit Scale:	<input checked="" type="checkbox"/> No <input type="checkbox"/> Yes
SE			Mainstem dieback:	<input checked="" type="checkbox"/> No <input type="checkbox"/> Yes
S	17		Exposed Roots:	<input checked="" type="checkbox"/> No <input type="checkbox"/> Yes
SW			Epicormic growth:	<input checked="" type="checkbox"/> No <input type="checkbox"/> Yes
W	12		Shading Out:	<input type="checkbox"/> No <input checked="" type="checkbox"/> Yes
NW			Cavities: <input checked="" type="checkbox"/> None	<input type="checkbox"/> Trunk <input type="checkbox"/> Branch
CANOPY SPREAD (FEET):			Exfoliating Bark:	<input checked="" type="checkbox"/> No <input type="checkbox"/> Yes
PROPOSED ACTIONS			Water Pocket(s):	<input checked="" type="checkbox"/> No <input type="checkbox"/> Yes
Monitor for Progress:			Mechanical Damage:	<input checked="" type="checkbox"/> Trunk <input checked="" type="checkbox"/> Branch <input type="checkbox"/> None
Treat Infestations:			Canker/Galls:	<input type="checkbox"/> No <input checked="" type="checkbox"/> Yes
Remove Deadwood:			Fungus:	<input type="checkbox"/> No <input checked="" type="checkbox"/> Yes
Support Structure:			Vigor:	<input type="checkbox"/> Excellent <input type="checkbox"/> Average <input checked="" type="checkbox"/> Fair <input type="checkbox"/> Poor
IMPACTS & MITIGATIONS			Twig/ Branch Dieback:	<input type="checkbox"/> None <input checked="" type="checkbox"/> Minor <input type="checkbox"/> Moderate <input type="checkbox"/> Extensive
In Impacted Area: <input type="checkbox"/> Yes <input type="checkbox"/> No n/a			Leaf Size:	<input type="checkbox"/> Normal <input checked="" type="checkbox"/> Small
Proposed Land Use: n/a			Heart Rot:	<input checked="" type="checkbox"/> No <input type="checkbox"/> Yes
Impacts: n/a			Insects:	<input type="checkbox"/> Minor <input checked="" type="checkbox"/> Moderate <input type="checkbox"/> Extensive <input type="checkbox"/> None
Mitigations: n/a			Exudations:	<input checked="" type="checkbox"/> No <input type="checkbox"/> Yes

Comments & Notes: DRIPLINE MEASUREMENTS WERE NOT TAKE AND NOT TAGGED DUE TO POISON OAK

³⁵² Health: A =Outstanding; B = Above Average; C = Average; D = Below Average; F = Dead

³⁵³ Decurrent = Lacking Strong Central Leader. Excurrent = Strong Central Leader.

³⁵⁴ Aesthetic (compared to standard tree of same species) : A = nearly symmetrical, healthy tree – F = Dead

Trunk dbh must be 4" to be included – cumulative diameters. *Juglans nigra*; *Platanus racemosa*; *Umbellularia californica*; native *Quercus sp.* Except scrub oaks not protected.

Survey Date: 3/29/11

Tree Number: 118

GENERAL CHARACTERISTICS				
Species: <input type="checkbox"/> <i>Q. agrifolia</i> <input type="checkbox"/> <i>Q. lobata</i>			Health Rating ³⁵⁵ : <input type="checkbox"/> A <input type="checkbox"/> B <input type="checkbox"/> C <input checked="" type="checkbox"/> D <input type="checkbox"/> F	
<input type="checkbox"/> <i>Ca. Sycamore</i> <input type="checkbox"/> <i>Ca. Bay</i> <input checked="" type="checkbox"/> <i>Ca. Black Walnut</i>			Form: <input type="checkbox"/> symmetric <input type="checkbox"/> minor asymmetry	
Trunk Count: 5 Height (ft.): 20			<input checked="" type="checkbox"/> major asymmetry <input type="checkbox"/> stump sprout	
Trunk DBH (in.): 6, 4, 5.5, 3, 5			<input type="checkbox"/> stag-head	
Percent Canopy Cover: 75%			Crown Class ³⁵⁶ : <input checked="" type="checkbox"/> Decurrent <input type="checkbox"/> Excurrent	
Existing Terrain: <input type="checkbox"/> Flat <input checked="" type="checkbox"/> Slope			Age Class: <input type="checkbox"/> immature <input type="checkbox"/> semi-mature	
Aesthetic Rating ³⁵⁷ : <input type="checkbox"/> A <input type="checkbox"/> B <input type="checkbox"/> C <input checked="" type="checkbox"/> D <input type="checkbox"/> F			<input checked="" type="checkbox"/> mature <input type="checkbox"/> over-mature/senescent	
Overall Grade: <input type="checkbox"/> A <input type="checkbox"/> B <input type="checkbox"/> C <input checked="" type="checkbox"/> D <input type="checkbox"/> F			Heritage Tree: <input checked="" type="checkbox"/> No <input type="checkbox"/> Yes	
CANOPY CHARACTERISTICS			TREE HEALTH	
	Dripline Radius (Feet)	Canopy to Grade (Feet)	Wound Wood Development:	Excellent <input type="checkbox"/> Average <input type="checkbox"/> Poor <input checked="" type="checkbox"/> None <input type="checkbox"/>
N	6		Foliage Density:	<input checked="" type="checkbox"/> Normal <input type="checkbox"/> Sparse
NE			Weak crotches:	<input type="checkbox"/> No <input checked="" type="checkbox"/> Yes
E	22		Oak Pit Scale:	<input checked="" type="checkbox"/> No <input type="checkbox"/> Yes
SE			Mainstem dieback:	<input type="checkbox"/> No <input checked="" type="checkbox"/> Yes
S	16		Exposed Roots:	<input checked="" type="checkbox"/> No <input type="checkbox"/> Yes
SW			Epicormic growth:	<input type="checkbox"/> No <input checked="" type="checkbox"/> Yes
W	4		Shading Out:	<input type="checkbox"/> No <input checked="" type="checkbox"/> Yes
NW			Cavities: <input type="checkbox"/> None <input checked="" type="checkbox"/> Trunk <input checked="" type="checkbox"/> Branch	
CANOPY SPREAD (FEET):			Exfoliating Bark:	<input type="checkbox"/> No <input checked="" type="checkbox"/> Yes
PROPOSED ACTIONS			Water Pocket(s):	<input type="checkbox"/> No <input checked="" type="checkbox"/> Yes
Monitor for Progress:			Mechanical Damage:	<input type="checkbox"/> Trunk <input type="checkbox"/> Branch <input checked="" type="checkbox"/> None
Treat Infestations:			Canker/Galls:	<input type="checkbox"/> No <input checked="" type="checkbox"/> Yes
Remove Deadwood:			Fungus:	<input type="checkbox"/> No <input checked="" type="checkbox"/> Yes
Support Structure:			Vigor:	<input type="checkbox"/> Excellent <input type="checkbox"/> Average <input checked="" type="checkbox"/> Fair <input type="checkbox"/> Poor
IMPACTS & MITIGATIONS			Twig/ Branch Dieback:	<input type="checkbox"/> None <input type="checkbox"/> Minor <input checked="" type="checkbox"/> Moderate <input type="checkbox"/> Extensive
In Impacted Area: <input type="checkbox"/> Yes <input type="checkbox"/> No n/a			Leaf Size:	<input checked="" type="checkbox"/> Normal <input type="checkbox"/> Small
Proposed Land Use: n/a			Heart Rot:	<input type="checkbox"/> No <input checked="" type="checkbox"/> Yes
Impacts: n/a			Insects:	<input type="checkbox"/> Minor <input checked="" type="checkbox"/> Moderate <input type="checkbox"/> Extensive <input type="checkbox"/> None
Mitigations: n/a			Exudations:	<input checked="" type="checkbox"/> No <input type="checkbox"/> Yes

Comments & Notes: Dripline measurements are estimated due to poison oak around base; large basal cavity where a trunk broke off

³⁵⁵ Health: A = Outstanding; B = Above Average; C = Average; D = Below Average; F = Dead

³⁵⁶ Decurrent = Lacking Strong Central Leader. Excurrent = Strong Central Leader.

³⁵⁷ Aesthetic (compared to standard tree of same species) : A = nearly symmetrical, healthy tree – F = Dead

Trunk dbh must be 4" to be included – cumulative diameters. *Juglans nigra*; *Platanus racemosa*; *Umbellularia californica*; native *Quercus sp.* Except scrub oaks not protected.

Survey Date: 3/29/11

Tree Number: 119

GENERAL CHARACTERISTICS				
Species: <input type="checkbox"/> <i>Q. agrifolia</i> <input type="checkbox"/> <i>Q. lobata</i>			Health Rating ³⁵⁸ : <input type="checkbox"/> A <input type="checkbox"/> B <input checked="" type="checkbox"/> C <input type="checkbox"/> D <input type="checkbox"/> F	
<input type="checkbox"/> <i>Ca. Sycamore</i> <input type="checkbox"/> <i>Ca. Bay</i> <input checked="" type="checkbox"/> <i>Ca. Black Walnut</i>			Form: <input type="checkbox"/> symmetric <input checked="" type="checkbox"/> minor asymmetry	
Trunk Count: 4 Height (ft.): 25			<input type="checkbox"/> major asymmetry <input type="checkbox"/> stump sprout	
Trunk DBH (in.): 4, 4, 5, 6 (estimated)			<input type="checkbox"/> stag-head	
Percent Canopy Cover: 60%			Crown Class ³⁵⁹ : <input checked="" type="checkbox"/> Decurrent <input type="checkbox"/> Excurrent	
Existing Terrain: <input type="checkbox"/> Flat <input checked="" type="checkbox"/> Slope			Age Class: <input type="checkbox"/> immature <input type="checkbox"/> semi-mature	
Aesthetic Rating ³⁶⁰ : <input type="checkbox"/> A <input type="checkbox"/> B <input type="checkbox"/> C <input checked="" type="checkbox"/> D <input type="checkbox"/> F			<input checked="" type="checkbox"/> mature <input type="checkbox"/> over-mature/senescent	
Overall Grade: <input type="checkbox"/> A <input type="checkbox"/> B <input type="checkbox"/> C <input checked="" type="checkbox"/> D <input type="checkbox"/> F			Heritage Tree: <input checked="" type="checkbox"/> No <input type="checkbox"/> Yes	
CANOPY CHARACTERISTICS			TREE HEALTH	
	Dripline Radius (Feet)	Canopy to Grade (Feet)	Wound Wood Development:	Excellent <input type="checkbox"/> Average <input type="checkbox"/> Poor <input checked="" type="checkbox"/> None <input type="checkbox"/>
N	18		Foliage Density:	<input type="checkbox"/> Normal <input checked="" type="checkbox"/> Sparse
NE			Weak crotches:	<input type="checkbox"/> No <input checked="" type="checkbox"/> Yes
E	20		Oak Pit Scale:	<input checked="" type="checkbox"/> No <input type="checkbox"/> Yes
SE			Mainstem dieback:	<input type="checkbox"/> No <input checked="" type="checkbox"/> Yes
S	5		Exposed Roots:	<input checked="" type="checkbox"/> No <input type="checkbox"/> Yes
SW			Epicormic growth:	<input type="checkbox"/> No <input checked="" type="checkbox"/> Yes
W	0		Shading Out:	<input type="checkbox"/> No <input checked="" type="checkbox"/> Yes
NW			Cavities: <input type="checkbox"/> None	<input checked="" type="checkbox"/> Trunk <input checked="" type="checkbox"/> Branch
CANOPY SPREAD (FEET):			Exfoliating Bark:	<input type="checkbox"/> No <input checked="" type="checkbox"/> Yes
PROPOSED ACTIONS			Water Pocket(s):	<input checked="" type="checkbox"/> No <input type="checkbox"/> Yes
Monitor for Progress: <input checked="" type="checkbox"/> Yes <input type="checkbox"/> No			Mechanical Damage:	<input type="checkbox"/> Trunk <input type="checkbox"/> Branch <input checked="" type="checkbox"/> None
Treat Infestations: <input type="checkbox"/> Yes <input type="checkbox"/> No			Canker/Galls:	<input type="checkbox"/> No <input checked="" type="checkbox"/> Yes
Remove Deadwood: <input type="checkbox"/> Yes <input type="checkbox"/> No			Fungus:	<input type="checkbox"/> No <input checked="" type="checkbox"/> Yes
Support Structure: <input type="checkbox"/> Yes <input type="checkbox"/> No			Vigor:	<input type="checkbox"/> Excellent <input type="checkbox"/> Average <input type="checkbox"/> Fair <input checked="" type="checkbox"/> Poor
IMPACTS & MITIGATIONS			Twig/ Branch Dieback:	<input type="checkbox"/> None <input type="checkbox"/> Minor <input type="checkbox"/> Moderate <input checked="" type="checkbox"/> Extensive
In Impacted Area: <input type="checkbox"/> Yes <input type="checkbox"/> No n/a			Leaf Size:	<input type="checkbox"/> Normal <input checked="" type="checkbox"/> Small
Proposed Land Use: n/a			Heart Rot:	<input type="checkbox"/> No <input checked="" type="checkbox"/> Yes
Impacts: n/a			Insects:	<input type="checkbox"/> Minor <input type="checkbox"/> Moderate <input checked="" type="checkbox"/> Extensive <input type="checkbox"/> None
Mitigations: n/a			Exudations:	<input checked="" type="checkbox"/> No <input type="checkbox"/> Yes

Comments & Notes: DRIPLINE MEASUREMENTS WERE ESTIMATED AND NOT TAGGED DUE TO POISON OAK

³⁵⁸ Health: A = Outstanding; B = Above Average; C = Average; D = Below Average; F = Dead

³⁵⁹ Decurrent = Lacking Strong Central Leader. Excurrent = Strong Central Leader.

³⁶⁰ Aesthetic (compared to standard tree of same species) : A = nearly symmetrical, healthy tree – F = Dead

Trunk dbh must be 4" to be included – cumulative diameters. *Juglans nigra*; *Platanus racemosa*; *Umbellularia californica*; native *Quercus sp.* Except scrub oaks not protected.

Survey Date: 3/29/11

Tree Number: 120

GENERAL CHARACTERISTICS				
Species: <input type="checkbox"/> <i>Q. agrifolia</i> <input type="checkbox"/> <i>Q. lobata</i>			Health Rating ³⁶¹ : <input type="checkbox"/> A <input type="checkbox"/> B <input type="checkbox"/> C <input type="checkbox"/> D <input checked="" type="checkbox"/> F	
<input type="checkbox"/> <i>Ca. Sycamore</i> <input type="checkbox"/> <i>Ca. Bay</i> <input checked="" type="checkbox"/> <i>Ca. Black Walnut</i>			Form: <input type="checkbox"/> symmetric <input type="checkbox"/> minor asymmetry	
Trunk Count: 1 Height (ft.): 15			<input checked="" type="checkbox"/> major asymmetry <input type="checkbox"/> stump sprout	
Trunk DBH (in.): 4			<input type="checkbox"/> stag-head	
Percent Canopy Cover: 70%			Crown Class ³⁶² : <input checked="" type="checkbox"/> Decurrent <input type="checkbox"/> Excurrent	
Existing Terrain: <input type="checkbox"/> Flat <input checked="" type="checkbox"/> Slope			Age Class: <input type="checkbox"/> immature <input checked="" type="checkbox"/> semi-mature	
Aesthetic Rating ³⁶³ : <input type="checkbox"/> A <input type="checkbox"/> B <input type="checkbox"/> C <input type="checkbox"/> D <input checked="" type="checkbox"/> F			<input type="checkbox"/> mature <input type="checkbox"/> over-mature/senescent	
Overall Grade: <input type="checkbox"/> A <input type="checkbox"/> B <input type="checkbox"/> C <input type="checkbox"/> D <input checked="" type="checkbox"/> F			Heritage Tree: <input checked="" type="checkbox"/> No <input type="checkbox"/> Yes	
CANOPY CHARACTERISTICS			TREE HEALTH	
	Dripline Radius (Feet)	Canopy to Grade (Feet)	Wound Wood Development:	Excellent <input type="checkbox"/> Average <input type="checkbox"/> Poor <input checked="" type="checkbox"/> None <input type="checkbox"/>
N			Foliage Density:	<input type="checkbox"/> Normal <input checked="" type="checkbox"/> Sparse
NE			Weak crotches:	<input checked="" type="checkbox"/> No <input type="checkbox"/> Yes
E			Oak Pit Scale:	<input checked="" type="checkbox"/> No <input type="checkbox"/> Yes
SE			Mainstem dieback:	<input type="checkbox"/> No <input checked="" type="checkbox"/> Yes
S			Exposed Roots:	<input checked="" type="checkbox"/> No <input type="checkbox"/> Yes
SW			Epicormic growth:	<input type="checkbox"/> No <input checked="" type="checkbox"/> Yes
W			Shading Out:	<input type="checkbox"/> No <input checked="" type="checkbox"/> Yes
NW			Cavities: <input checked="" type="checkbox"/> None	<input type="checkbox"/> Trunk <input type="checkbox"/> Branch
CANOPY SPREAD (FEET):			Exfoliating Bark:	<input checked="" type="checkbox"/> No <input type="checkbox"/> Yes
PROPOSED ACTIONS			Water Pocket(s):	<input checked="" type="checkbox"/> No <input type="checkbox"/> Yes
Monitor for Progress: <input checked="" type="checkbox"/> Yes <input type="checkbox"/> No			Mechanical Damage:	<input type="checkbox"/> Trunk <input type="checkbox"/> Branch <input checked="" type="checkbox"/> None
Treat Infestations: <input type="checkbox"/> Yes <input type="checkbox"/> No			Canker/Galls:	<input type="checkbox"/> No <input checked="" type="checkbox"/> Yes
Remove Deadwood: <input type="checkbox"/> Yes <input type="checkbox"/> No			Fungus:	<input type="checkbox"/> No <input checked="" type="checkbox"/> Yes
Support Structure: <input type="checkbox"/> Yes <input type="checkbox"/> No			Vigor:	<input type="checkbox"/> Excellent <input type="checkbox"/> Average <input type="checkbox"/> Fair <input checked="" type="checkbox"/> Poor
IMPACTS & MITIGATIONS			Twig/ Branch Dieback:	<input type="checkbox"/> None <input type="checkbox"/> Minor <input type="checkbox"/> Moderate <input checked="" type="checkbox"/> Extensive
In Impacted Area: <input type="checkbox"/> Yes <input type="checkbox"/> No n/a			Leaf Size:	<input type="checkbox"/> Normal <input checked="" type="checkbox"/> Small
Proposed Land Use: n/a			Heart Rot:	<input type="checkbox"/> No <input checked="" type="checkbox"/> Yes
Impacts: n/a			Insects:	<input type="checkbox"/> Minor <input type="checkbox"/> Moderate <input checked="" type="checkbox"/> Extensive <input type="checkbox"/> None
Mitigations: n/a			Exudations:	<input checked="" type="checkbox"/> No <input type="checkbox"/> Yes

Comments & Notes: DRIPLINE MEASUREMENTS WERE NOT TAKE AND NOT TAGGED DUE TO POISON OAK, tree appears to be dead

³⁶¹ Health: A =Outstanding; B = Above Average; C = Average; D = Below Average; F = Dead

³⁶² Decurrent = Lacking Strong Central Leader. Excurrent = Strong Central Leader.

³⁶³ Aesthetic (compared to standard tree of same species) : A = nearly symmetrical, healthy tree – F = Dead

Trunk dbh must be 4" to be included – cumulative diameters. *Juglans nigra*; *Platanus racemosa*; *Umbellularia californica*; native *Quercus sp.* Except scrub oaks not protected.

Survey Date: 3/29/11

Tree Number: 121

GENERAL CHARACTERISTICS				
Species: <input type="checkbox"/> <i>Q. agrifolia</i> <input type="checkbox"/> <i>Q. lobata</i>			Health Rating ³⁶⁴ : <input type="checkbox"/> A <input type="checkbox"/> B <input type="checkbox"/> C <input checked="" type="checkbox"/> D <input type="checkbox"/> F	
<input type="checkbox"/> <i>Ca. Sycamore</i> <input type="checkbox"/> <i>Ca. Bay</i> <input checked="" type="checkbox"/> <i>Ca. Black Walnut</i>			Form: <input type="checkbox"/> symmetric <input type="checkbox"/> minor asymmetry	
Trunk Count: 4 Height (ft.): 22			<input checked="" type="checkbox"/> major asymmetry <input type="checkbox"/> stump sprout	
Trunk DBH (in.): 6.5, 7, 5.5, 7			<input type="checkbox"/> stag-head	
Percent Canopy Cover: 75%			Crown Class ³⁶⁵ : <input checked="" type="checkbox"/> Decurrent <input type="checkbox"/> Excurrent	
Existing Terrain: <input type="checkbox"/> Flat <input checked="" type="checkbox"/> Slope			Age Class: <input type="checkbox"/> immature <input type="checkbox"/> semi-mature	
Aesthetic Rating ³⁶⁶ : <input type="checkbox"/> A <input type="checkbox"/> B <input type="checkbox"/> C <input checked="" type="checkbox"/> D <input type="checkbox"/> F			<input type="checkbox"/> mature <input checked="" type="checkbox"/> over-mature/senescent	
Overall Grade: <input type="checkbox"/> A <input type="checkbox"/> B <input type="checkbox"/> C <input checked="" type="checkbox"/> D <input type="checkbox"/> F			Heritage Tree: <input checked="" type="checkbox"/> No <input type="checkbox"/> Yes	
CANOPY CHARACTERISTICS			TREE HEALTH	
	Dripline Radius (Feet)	Canopy to Grade (Feet)	Wound Wood Development:	Excellent <input type="checkbox"/> Average <input type="checkbox"/> Poor <input checked="" type="checkbox"/> None <input type="checkbox"/>
N	0		Foliage Density:	<input type="checkbox"/> Normal <input checked="" type="checkbox"/> Sparse
NE			Weak crotches:	<input type="checkbox"/> No <input checked="" type="checkbox"/> Yes
E	13		Oak Pit Scale:	<input checked="" type="checkbox"/> No <input type="checkbox"/> Yes
SE			Mainstem dieback:	<input type="checkbox"/> No <input checked="" type="checkbox"/> Yes
S	11		Exposed Roots:	<input checked="" type="checkbox"/> No <input type="checkbox"/> Yes
SW			Epicormic growth:	<input checked="" type="checkbox"/> No <input type="checkbox"/> Yes
W	36		Shading Out:	<input type="checkbox"/> No <input checked="" type="checkbox"/> Yes
NW			Cavities: <input type="checkbox"/> None	<input checked="" type="checkbox"/> Trunk <input type="checkbox"/> Branch
CANOPY SPREAD (FEET):			Exfoliating Bark:	<input checked="" type="checkbox"/> No <input type="checkbox"/> Yes
PROPOSED ACTIONS			Water Pocket(s):	<input type="checkbox"/> No <input checked="" type="checkbox"/> Yes
Monitor for Progress:			Mechanical Damage:	<input type="checkbox"/> Trunk <input type="checkbox"/> Branch <input checked="" type="checkbox"/> None
Treat Infestations:			Canker/Galls:	<input type="checkbox"/> No <input checked="" type="checkbox"/> Yes
Remove Deadwood:			Fungus:	<input type="checkbox"/> No <input checked="" type="checkbox"/> Yes
Support Structure:			Vigor:	<input type="checkbox"/> Excellent <input type="checkbox"/> Average <input checked="" type="checkbox"/> Fair <input type="checkbox"/> Poor
IMPACTS & MITIGATIONS			Twig/ Branch Dieback:	<input type="checkbox"/> None <input type="checkbox"/> Minor <input checked="" type="checkbox"/> Moderate <input type="checkbox"/> Extensive
In Impacted Area: <input type="checkbox"/> Yes <input type="checkbox"/> No n/a			Leaf Size:	<input type="checkbox"/> Normal <input checked="" type="checkbox"/> Small
Proposed Land Use: n/a			Heart Rot:	<input type="checkbox"/> No <input checked="" type="checkbox"/> Yes
Impacts: n/a			Insects:	<input type="checkbox"/> Minor <input checked="" type="checkbox"/> Moderate <input type="checkbox"/> Extensive <input type="checkbox"/> None
Mitigations: n/a			Exudations:	<input checked="" type="checkbox"/> No <input type="checkbox"/> Yes

Comments & Notes: poison oak; basal cavity where other trunks have fallen away. Located at the top of a small draw

³⁶⁴ Health: A = Outstanding; B = Above Average; C = Average; D = Below Average; F = Dead

³⁶⁵ Decurrent = Lacking Strong Central Leader. Excurrent = Strong Central Leader.

³⁶⁶ Aesthetic (compared to standard tree of same species) : A = nearly symmetrical, healthy tree – F = Dead

Trunk dbh must be 4" to be included – cumulative diameters. *Juglans nigra*; *Platanus racemosa*; *Umbellularia californica*; native *Quercus sp.* Except scrub oaks not protected.

Survey Date: 3/29/11

Tree Number: 122

GENERAL CHARACTERISTICS				
Species: <input type="checkbox"/> <i>Q. agrifolia</i> <input type="checkbox"/> <i>Q. lobata</i>			Health Rating ³⁶⁷ : <input type="checkbox"/> A <input type="checkbox"/> B <input type="checkbox"/> C <input checked="" type="checkbox"/> D <input type="checkbox"/> F	
<input type="checkbox"/> <i>Ca. Sycamore</i> <input type="checkbox"/> <i>Ca. Bay</i> <input checked="" type="checkbox"/> <i>Ca. Black Walnut</i>			Form: <input type="checkbox"/> symmetric <input type="checkbox"/> minor asymmetry	
Trunk Count: 2 Height (ft.): 22			<input checked="" type="checkbox"/> major asymmetry <input type="checkbox"/> stump sprout	
Trunk DBH (in.): 8, 5			<input type="checkbox"/> stag-head	
Percent Canopy Cover: 75%			Crown Class ³⁶⁸ : <input checked="" type="checkbox"/> Decurrent <input type="checkbox"/> Excurrent	
Existing Terrain: <input type="checkbox"/> Flat <input checked="" type="checkbox"/> Slope			Age Class: <input type="checkbox"/> immature <input type="checkbox"/> semi-mature	
Aesthetic Rating ³⁶⁹ : <input type="checkbox"/> A <input type="checkbox"/> B <input type="checkbox"/> C <input checked="" type="checkbox"/> D <input type="checkbox"/> F			<input type="checkbox"/> mature <input checked="" type="checkbox"/> over-mature/senescent	
Overall Grade: <input type="checkbox"/> A <input type="checkbox"/> B <input type="checkbox"/> C <input checked="" type="checkbox"/> D <input type="checkbox"/> F			Heritage Tree: <input checked="" type="checkbox"/> No <input type="checkbox"/> Yes	
CANOPY CHARACTERISTICS			TREE HEALTH	
	Dripline Radius (Feet)	Canopy to Grade (Feet)	Wound Wood Development:	Excellent <input type="checkbox"/> Average <input type="checkbox"/> Poor <input checked="" type="checkbox"/> None <input type="checkbox"/>
N	10		Foliage Density:	<input type="checkbox"/> Normal <input checked="" type="checkbox"/> Sparse
NE			Weak crotches:	<input type="checkbox"/> No <input checked="" type="checkbox"/> Yes
E	27		Oak Pit Scale:	<input checked="" type="checkbox"/> No <input type="checkbox"/> Yes
SE			Mainstem dieback:	<input type="checkbox"/> No <input checked="" type="checkbox"/> Yes
S	15		Exposed Roots:	<input checked="" type="checkbox"/> No <input type="checkbox"/> Yes
SW			Epicormic growth:	<input type="checkbox"/> No <input checked="" type="checkbox"/> Yes
W	0		Shading Out:	<input type="checkbox"/> No <input checked="" type="checkbox"/> Yes
NW			Cavities: <input type="checkbox"/> None <input checked="" type="checkbox"/> Trunk <input type="checkbox"/> Branch	
CANOPY SPREAD (FEET):			Exfoliating Bark:	<input type="checkbox"/> No <input checked="" type="checkbox"/> Yes
PROPOSED ACTIONS			Water Pocket(s):	<input checked="" type="checkbox"/> No <input type="checkbox"/> Yes
Monitor for Progress:			Mechanical Damage:	<input type="checkbox"/> Trunk <input type="checkbox"/> Branch <input checked="" type="checkbox"/> None
<input checked="" type="checkbox"/> Yes <input type="checkbox"/> No			Canker/Galls:	<input type="checkbox"/> No <input checked="" type="checkbox"/> Yes
Treat Infestations:			Fungus:	<input type="checkbox"/> No <input checked="" type="checkbox"/> Yes
<input type="checkbox"/> Yes <input type="checkbox"/> No			Vigor:	<input type="checkbox"/> Excellent <input type="checkbox"/> Average <input type="checkbox"/> Fair <input checked="" type="checkbox"/> Poor
Remove Deadwood:			Twig/ Branch Dieback:	<input type="checkbox"/> None <input type="checkbox"/> Minor <input type="checkbox"/> Moderate <input checked="" type="checkbox"/> Extensive
<input type="checkbox"/> Yes <input type="checkbox"/> No			Leaf Size:	<input type="checkbox"/> Normal <input checked="" type="checkbox"/> Small
IMPACTS & MITIGATIONS			Heart Rot:	<input type="checkbox"/> No <input checked="" type="checkbox"/> Yes
In Impacted Area: <input type="checkbox"/> Yes <input type="checkbox"/> No n/a			Insects:	<input type="checkbox"/> Minor <input checked="" type="checkbox"/> Moderate <input type="checkbox"/> Extensive <input type="checkbox"/> None
Proposed Land Use: n/a			Exudations:	<input checked="" type="checkbox"/> No <input type="checkbox"/> Yes
Impacts: n/a				
Mitigations: n/a				

Comments & Notes: Approximate dripline measurement due to poison oak; leans northeast and east; dead trunk fell over; basal cavity wher other trunks has fallen away

³⁶⁷ Health: A =Outstanding; B = Above Average; C = Average; D = Below Average; F = Dead

³⁶⁸ Decurrent = Lacking Strong Central Leader. Excurrent = Strong Central Leader.

³⁶⁹ Aesthetic (compared to standard tree of same species) : A = nearly symmetrical, healthy tree – F = Dead

Trunk dbh must be 4" to be included – cumulative diameters. *Juglans nigra*; *Platanus racemosa*; *Umbellularia californica*; native *Quercus sp.* Except scrub oaks not protected.

TREE FIELD DATA WORKSHEET (City of L.A.)

LDC Project No. 10003-001

Survey Date: 3/29/11

Tree Number: 123

GENERAL CHARACTERISTICS				
Species: <input type="checkbox"/> <i>Q. agrifolia</i> <input type="checkbox"/> <i>Q. lobata</i>			Health Rating ³⁷⁰ : <input type="checkbox"/> A <input type="checkbox"/> B <input type="checkbox"/> C <input checked="" type="checkbox"/> D <input type="checkbox"/> F	
<input type="checkbox"/> <i>Ca. Sycamore</i> <input type="checkbox"/> <i>Ca. Bay</i> <input checked="" type="checkbox"/> <i>Ca. Black Walnut</i>			Form: <input type="checkbox"/> symmetric <input type="checkbox"/> minor asymmetry	
Trunk Count: 1 Height (ft.): 6			<input checked="" type="checkbox"/> major asymmetry <input type="checkbox"/> stump sprout	
Trunk DBH (in.): 5			<input type="checkbox"/> stag-head	
Percent Canopy Cover: 50%			Crown Class ³⁷¹ : <input checked="" type="checkbox"/> Decurrent <input type="checkbox"/> Excurrent	
Existing Terrain: <input type="checkbox"/> Flat <input checked="" type="checkbox"/> Slope			Age Class: <input type="checkbox"/> immature <input type="checkbox"/> semi-mature	
Aesthetic Rating ³⁷² : <input type="checkbox"/> A <input type="checkbox"/> B <input type="checkbox"/> C <input checked="" type="checkbox"/> D <input type="checkbox"/> F			<input checked="" type="checkbox"/> mature <input type="checkbox"/> over-mature/senescent	
Overall Grade: <input type="checkbox"/> A <input type="checkbox"/> B <input type="checkbox"/> C <input checked="" type="checkbox"/> D <input type="checkbox"/> F			Heritage Tree: <input checked="" type="checkbox"/> No <input type="checkbox"/> Yes	
CANOPY CHARACTERISTICS			TREE HEALTH	
	Dripline Radius (Feet)	Canopy to Grade (Feet)	Wound Wood Development:	Excellent <input type="checkbox"/> Average <input type="checkbox"/> Poor <input checked="" type="checkbox"/> None <input type="checkbox"/>
N	0		Foliage Density:	<input type="checkbox"/> Normal <input checked="" type="checkbox"/> Sparse
NE			Weak crotches:	<input checked="" type="checkbox"/> No <input type="checkbox"/> Yes
E	13		Oak Pit Scale:	<input checked="" type="checkbox"/> No <input type="checkbox"/> Yes
SE			Mainstem dieback:	<input type="checkbox"/> No <input checked="" type="checkbox"/> Yes
S	0		Exposed Roots:	<input checked="" type="checkbox"/> No <input type="checkbox"/> Yes
SW	30		Epicormic growth:	<input type="checkbox"/> No <input checked="" type="checkbox"/> Yes
W	0		Shading Out:	<input type="checkbox"/> No <input checked="" type="checkbox"/> Yes
NW			Cavities: <input checked="" type="checkbox"/> None	<input type="checkbox"/> Trunk <input type="checkbox"/> Branch
CANOPY SPREAD (FEET):			Exfoliating Bark:	<input type="checkbox"/> No <input checked="" type="checkbox"/> Yes
PROPOSED ACTIONS			Water Pocket(s):	<input checked="" type="checkbox"/> No <input type="checkbox"/> Yes
Monitor for Progress:			Mechanical Damage:	<input type="checkbox"/> Trunk <input type="checkbox"/> Branch <input checked="" type="checkbox"/> None
Treat Infestations:			Canker/Galls:	<input type="checkbox"/> No <input checked="" type="checkbox"/> Yes
Remove Deadwood:			Fungus:	<input type="checkbox"/> No <input checked="" type="checkbox"/> Yes
Support Structure:			Vigor:	<input type="checkbox"/> Excellent <input type="checkbox"/> Average <input type="checkbox"/> Fair <input checked="" type="checkbox"/> Poor
IMPACTS & MITIGATIONS			Twig/ Branch Dieback:	<input type="checkbox"/> None <input type="checkbox"/> Minor <input type="checkbox"/> Moderate <input checked="" type="checkbox"/> Extensive
In Impacted Area: <input type="checkbox"/> Yes <input type="checkbox"/> No n/a			Leaf Size:	<input checked="" type="checkbox"/> Normal <input type="checkbox"/> Small
Proposed Land Use: n/a			Heart Rot:	<input type="checkbox"/> No <input checked="" type="checkbox"/> Yes
Impacts: n/a			Insects:	<input type="checkbox"/> Minor <input checked="" type="checkbox"/> Moderate <input type="checkbox"/> Extensive <input type="checkbox"/> None
Mitigations: n/a			Exudations:	<input checked="" type="checkbox"/> No <input type="checkbox"/> Yes

Comments & Notes: bows to the east/southeast

³⁷⁰ Health: A = Outstanding; B = Above Average; C = Average; D = Below Average; F = Dead

³⁷¹ Decurrent = Lacking Strong Central Leader. Excurrent = Strong Central Leader.

³⁷² Aesthetic (compared to standard tree of same species) : A = nearly symmetrical, healthy tree – F = Dead

Trunk dbh must be 4" to be included – cumulative diameters. *Juglans nigra*; *Platanus racemosa*; *Umbellularia californica*; native *Quercus sp.* Except scrub oaks not protected.

TREE FIELD DATA WORKSHEET (City of L.A.)

LDC Project No. 10003-001

Survey Date: 3/29/11

Tree Number: 124

GENERAL CHARACTERISTICS				
Species: <input type="checkbox"/> <i>Q. agrifolia</i> <input type="checkbox"/> <i>Q. lobata</i>			Health Rating ³⁷³ : <input type="checkbox"/> A <input type="checkbox"/> B <input type="checkbox"/> C <input checked="" type="checkbox"/> D <input type="checkbox"/> F	
<input type="checkbox"/> <i>Ca. Sycamore</i> <input type="checkbox"/> <i>Ca. Bay</i> <input checked="" type="checkbox"/> <i>Ca. Black Walnut</i>			Form: <input type="checkbox"/> symmetric <input checked="" type="checkbox"/> minor asymmetry	
Trunk Count: 3 Height (ft.): 18			<input type="checkbox"/> major asymmetry <input type="checkbox"/> stump sprout	
Trunk DBH (in.): 7, 4.5, 5.5			<input type="checkbox"/> stag-head	
Percent Canopy Cover: 60%			Crown Class ³⁷⁴ : <input checked="" type="checkbox"/> Decurrent <input type="checkbox"/> Excurrent	
Existing Terrain: <input type="checkbox"/> Flat <input checked="" type="checkbox"/> Slope			Age Class: <input type="checkbox"/> immature <input type="checkbox"/> semi-mature	
Aesthetic Rating ³⁷⁵ : <input type="checkbox"/> A <input type="checkbox"/> B <input type="checkbox"/> C <input checked="" type="checkbox"/> D <input type="checkbox"/> F			<input checked="" type="checkbox"/> mature <input type="checkbox"/> over-mature/senescent	
Overall Grade: <input type="checkbox"/> A <input type="checkbox"/> B <input type="checkbox"/> C <input checked="" type="checkbox"/> D <input type="checkbox"/> F			Heritage Tree: <input checked="" type="checkbox"/> No <input type="checkbox"/> Yes	
CANOPY CHARACTERISTICS			TREE HEALTH	
	Dripline Radius (Feet)	Canopy to Grade (Feet)	Wound Wood Development:	Excellent <input type="checkbox"/> Average <input type="checkbox"/> Poor <input checked="" type="checkbox"/> None <input type="checkbox"/>
N	6		Foliage Density:	<input type="checkbox"/> Normal <input checked="" type="checkbox"/> Sparse
NE			Weak crotches:	<input type="checkbox"/> No <input checked="" type="checkbox"/> Yes
E	16		Oak Pit Scale:	<input checked="" type="checkbox"/> No <input type="checkbox"/> Yes
SE			Mainstem dieback:	<input type="checkbox"/> No <input checked="" type="checkbox"/> Yes
S	22		Exposed Roots:	<input checked="" type="checkbox"/> No <input type="checkbox"/> Yes
SW			Epicormic growth:	<input type="checkbox"/> No <input checked="" type="checkbox"/> Yes
W	12		Shading Out:	<input type="checkbox"/> No <input checked="" type="checkbox"/> Yes
NW			Cavities: <input type="checkbox"/> None <input checked="" type="checkbox"/> Trunk <input type="checkbox"/> Branch	
CANOPY SPREAD (FEET):			Exfoliating Bark:	<input type="checkbox"/> No <input checked="" type="checkbox"/> Yes
PROPOSED ACTIONS			Water Pocket(s):	<input type="checkbox"/> No <input checked="" type="checkbox"/> Yes
Monitor for Progress: <input checked="" type="checkbox"/> Yes <input type="checkbox"/> No			Mechanical Damage:	<input type="checkbox"/> Trunk <input type="checkbox"/> Branch <input checked="" type="checkbox"/> None
Treat Infestations: <input type="checkbox"/> Yes <input type="checkbox"/> No			Canker/Galls:	<input type="checkbox"/> No <input checked="" type="checkbox"/> Yes
Remove Deadwood: <input type="checkbox"/> Yes <input type="checkbox"/> No			Fungus:	<input type="checkbox"/> No <input checked="" type="checkbox"/> Yes
Support Structure: <input type="checkbox"/> Yes <input type="checkbox"/> No			Vigor:	<input type="checkbox"/> Excellent <input type="checkbox"/> Average <input type="checkbox"/> Fair <input checked="" type="checkbox"/> Poor
IMPACTS & MITIGATIONS			Twig/ Branch Dieback:	<input type="checkbox"/> None <input type="checkbox"/> Minor <input type="checkbox"/> Moderate <input checked="" type="checkbox"/> Extensive
In Impacted Area: <input type="checkbox"/> Yes <input type="checkbox"/> No n/a			Leaf Size:	<input type="checkbox"/> Normal <input checked="" type="checkbox"/> Small
Proposed Land Use: n/a			Heart Rot:	<input type="checkbox"/> No <input checked="" type="checkbox"/> Yes
Impacts: n/a			Insects:	<input type="checkbox"/> Minor <input checked="" type="checkbox"/> Moderate <input type="checkbox"/> Extensive <input type="checkbox"/> None
Mitigations: n/a			Exudations:	<input checked="" type="checkbox"/> No <input type="checkbox"/> Yes

Comments & Notes: Posion oak at base; large basal cavity

³⁷³ Health: A =Outstanding; B = Above Average; C = Average; D = Below Average; F = Dead

³⁷⁴ Decurrent = Lacking Strong Central Leader. Excurrent = Strong Central Leader.

³⁷⁵ Aesthetic (compared to standard tree of same species) : A = nearly symmetrical, healthy tree – F = Dead

Trunk dbh must be 4" to be included – cumulative diameters. *Juglans nigra*; *Platanus racemosa*; *Umbellularia californica*; native *Quercus sp.* Except scrub oaks not protected.

Survey Date: 3/29/11

Tree Number: 125

GENERAL CHARACTERISTICS				
Species: <input type="checkbox"/> <i>Q. agrifolia</i> <input type="checkbox"/> <i>Q. lobata</i>			Health Rating ³⁷⁶ : <input type="checkbox"/> A <input type="checkbox"/> B <input type="checkbox"/> C <input checked="" type="checkbox"/> D <input type="checkbox"/> F	
<input type="checkbox"/> <i>Ca. Sycamore</i> <input type="checkbox"/> <i>Ca. Bay</i> <input checked="" type="checkbox"/> <i>Ca. Black Walnut</i>			Form: <input type="checkbox"/> symmetric <input type="checkbox"/> minor asymmetry	
Trunk Count: 1 Height (ft.): 22			<input checked="" type="checkbox"/> major asymmetry <input type="checkbox"/> stump sprout	
Trunk DBH (in.): 6			<input type="checkbox"/> stag-head	
Percent Canopy Cover: 60%			Crown Class ³⁷⁷ : <input checked="" type="checkbox"/> Decurrent <input type="checkbox"/> Excurrent	
Existing Terrain: <input type="checkbox"/> Flat <input checked="" type="checkbox"/> Slope			Age Class: <input type="checkbox"/> immature <input checked="" type="checkbox"/> semi-mature	
Aesthetic Rating ³⁷⁸ : <input type="checkbox"/> A <input type="checkbox"/> B <input type="checkbox"/> C <input checked="" type="checkbox"/> D <input type="checkbox"/> F			<input type="checkbox"/> mature <input type="checkbox"/> over-mature/senescent	
Overall Grade: <input type="checkbox"/> A <input type="checkbox"/> B <input type="checkbox"/> C <input checked="" type="checkbox"/> D <input type="checkbox"/> F			Heritage Tree: <input checked="" type="checkbox"/> No <input type="checkbox"/> Yes	
CANOPY CHARACTERISTICS			TREE HEALTH	
	Dripline Radius (Feet)	Canopy to Grade (Feet)	Wound Wood Development:	Excellent <input type="checkbox"/> Average <input checked="" type="checkbox"/> Poor <input type="checkbox"/> None <input type="checkbox"/>
N	7		Foliage Density:	<input type="checkbox"/> Normal <input checked="" type="checkbox"/> Sparse
NE			Weak crotches:	<input type="checkbox"/> No <input checked="" type="checkbox"/> Yes
E	21		Oak Pit Scale:	<input checked="" type="checkbox"/> No <input type="checkbox"/> Yes
SE			Mainstem dieback:	<input type="checkbox"/> No <input checked="" type="checkbox"/> Yes
S	25		Exposed Roots:	<input checked="" type="checkbox"/> No <input type="checkbox"/> Yes
SW			Epicormic growth:	<input type="checkbox"/> No <input checked="" type="checkbox"/> Yes
W	0		Shading Out:	<input type="checkbox"/> No <input checked="" type="checkbox"/> Yes
NW			Cavities: <input type="checkbox"/> None	<input checked="" type="checkbox"/> Trunk <input type="checkbox"/> Branch
CANOPY SPREAD (FEET):			Exfoliating Bark:	<input checked="" type="checkbox"/> No <input type="checkbox"/> Yes
PROPOSED ACTIONS			Water Pocket(s):	<input type="checkbox"/> No <input checked="" type="checkbox"/> Yes
Monitor for Progress: <input checked="" type="checkbox"/> Yes <input type="checkbox"/> No			Mechanical Damage:	<input type="checkbox"/> Trunk <input type="checkbox"/> Branch <input checked="" type="checkbox"/> None
Treat Infestations: <input type="checkbox"/> Yes <input type="checkbox"/> No			Canker/Galls:	<input type="checkbox"/> No <input checked="" type="checkbox"/> Yes
Remove Deadwood: <input type="checkbox"/> Yes <input type="checkbox"/> No			Fungus:	<input type="checkbox"/> No <input checked="" type="checkbox"/> Yes
Support Structure: <input type="checkbox"/> Yes <input type="checkbox"/> No			Vigor:	<input type="checkbox"/> Excellent <input type="checkbox"/> Average <input checked="" type="checkbox"/> Fair <input type="checkbox"/> Poor
IMPACTS & MITIGATIONS			Twig/ Branch Dieback:	<input type="checkbox"/> None <input type="checkbox"/> Minor <input type="checkbox"/> Moderate <input checked="" type="checkbox"/> Extensive
In Impacted Area: <input type="checkbox"/> Yes <input type="checkbox"/> No n/a			Leaf Size:	<input checked="" type="checkbox"/> Normal <input type="checkbox"/> Small
Proposed Land Use: n/a			Heart Rot:	<input type="checkbox"/> No <input checked="" type="checkbox"/> Yes
Impacts: n/a			Insects:	<input checked="" type="checkbox"/> Minor <input type="checkbox"/> Moderate <input type="checkbox"/> Extensive <input type="checkbox"/> None
Mitigations: n/a			Exudations:	<input checked="" type="checkbox"/> No <input type="checkbox"/> Yes

Comments & Notes: Dripline measurement estimated due to popson oak and nettle. One dead trunk broken off at 4'; basal cavity

³⁷⁶ Health: A =Outstanding; B = Above Average; C = Average; D = Below Average; F = Dead

³⁷⁷ Decurrent = Lacking Strong Central Leader. Excurrent = Strong Central Leader.

³⁷⁸ Aesthetic (compared to standard tree of same species) : A = nearly symmetrical, healthy tree – F = Dead

Trunk dbh must be 4" to be included – cumulative diameters. *Juglans nigra*; *Platanus racemosa*; *Umbellularia californica*; native *Quercus sp.* Except scrub oaks not protected.

Survey Date: 3/30/11

Tree Number: 126

GENERAL CHARACTERISTICS				
Species: <input type="checkbox"/> <i>Q. agrifolia</i> <input type="checkbox"/> <i>Q. lobata</i>			Health Rating ³⁷⁹ : <input type="checkbox"/> A <input type="checkbox"/> B <input type="checkbox"/> C <input checked="" type="checkbox"/> D <input type="checkbox"/> F	
<input type="checkbox"/> <i>Ca. Sycamore</i> <input type="checkbox"/> <i>Ca. Bay</i> <input checked="" type="checkbox"/> <i>Ca. Black Walnut</i>			Form: <input type="checkbox"/> symmetric <input type="checkbox"/> minor asymmetry	
Trunk Count: 2 Height (ft.): 30			<input checked="" type="checkbox"/> major asymmetry <input type="checkbox"/> stump sprout	
Trunk DBH (in.): 7, 9			<input type="checkbox"/> stag-head	
Percent Canopy Cover: 80%			Crown Class ³⁸⁰ : <input checked="" type="checkbox"/> Decurrent <input type="checkbox"/> Excurrent	
Existing Terrain: <input type="checkbox"/> Flat <input checked="" type="checkbox"/> Slope			Age Class: <input type="checkbox"/> immature <input type="checkbox"/> semi-mature	
Aesthetic Rating ³⁸¹ : <input type="checkbox"/> A <input type="checkbox"/> B <input checked="" type="checkbox"/> C <input type="checkbox"/> D <input type="checkbox"/> F			<input checked="" type="checkbox"/> mature <input type="checkbox"/> over-mature/senescent	
Overall Grade: <input type="checkbox"/> A <input type="checkbox"/> B <input type="checkbox"/> C <input checked="" type="checkbox"/> D <input type="checkbox"/> F			Heritage Tree: <input checked="" type="checkbox"/> No <input type="checkbox"/> Yes	
CANOPY CHARACTERISTICS			TREE HEALTH	
	Dripline Radius (Feet)	Canopy to Grade (Feet)	Wound Wood Development:	Excellent <input type="checkbox"/> Average <input checked="" type="checkbox"/> Poor <input type="checkbox"/> None <input type="checkbox"/>
N	8		Foliage Density:	<input checked="" type="checkbox"/> Normal <input type="checkbox"/> Sparse
NE			Weak crotches:	<input checked="" type="checkbox"/> No <input type="checkbox"/> Yes
E	25		Oak Pit Scale:	<input checked="" type="checkbox"/> No <input type="checkbox"/> Yes
SE			Mainstem dieback:	<input checked="" type="checkbox"/> No <input type="checkbox"/> Yes
S	10		Exposed Roots:	<input checked="" type="checkbox"/> No <input type="checkbox"/> Yes
SW			Epicormic growth:	<input type="checkbox"/> No <input checked="" type="checkbox"/> Yes
W	5		Shading Out:	<input type="checkbox"/> No <input checked="" type="checkbox"/> Yes
NW			Cavities: <input type="checkbox"/> None <input checked="" type="checkbox"/> Trunk <input type="checkbox"/> Branch	
CANOPY SPREAD (FEET):			Exfoliating Bark:	<input checked="" type="checkbox"/> No <input type="checkbox"/> Yes
PROPOSED ACTIONS			Water Pocket(s):	<input type="checkbox"/> No <input checked="" type="checkbox"/> Yes
Monitor for Progress: <input checked="" type="checkbox"/> Yes <input type="checkbox"/> No			Mechanical Damage:	<input type="checkbox"/> Trunk <input type="checkbox"/> Branch <input checked="" type="checkbox"/> None
Treat Infestations: <input type="checkbox"/> Yes <input type="checkbox"/> No			Canker/Galls:	<input type="checkbox"/> No <input checked="" type="checkbox"/> Yes
Remove Deadwood: <input type="checkbox"/> Yes <input type="checkbox"/> No			Fungus:	<input checked="" type="checkbox"/> No <input type="checkbox"/> Yes
Support Structure: <input type="checkbox"/> Yes <input type="checkbox"/> No			Vigor:	<input type="checkbox"/> Excellent <input checked="" type="checkbox"/> Average <input type="checkbox"/> Fair <input type="checkbox"/> Poor
IMPACTS & MITIGATIONS			Twig/ Branch Dieback:	<input type="checkbox"/> None <input checked="" type="checkbox"/> Minor <input type="checkbox"/> Moderate <input type="checkbox"/> Extensive
In Impacted Area: <input type="checkbox"/> Yes <input type="checkbox"/> No n/a			Leaf Size:	<input checked="" type="checkbox"/> Normal <input type="checkbox"/> Small
Proposed Land Use: n/a			Heart Rot:	<input type="checkbox"/> No <input checked="" type="checkbox"/> Yes
Impacts: n/a			Insects:	<input type="checkbox"/> Minor <input checked="" type="checkbox"/> Moderate <input type="checkbox"/> Extensive <input type="checkbox"/> None
Mitigations: n/a			Exudations:	<input checked="" type="checkbox"/> No <input type="checkbox"/> Yes

Comments & Notes: 1 broken trunk

³⁷⁹ Health: A = Outstanding; B = Above Average; C = Average; D = Below Average; F = Dead

³⁸⁰ Decurrent = Lacking Strong Central Leader. Excurrent = Strong Central Leader.

³⁸¹ Aesthetic (compared to standard tree of same species) : A = nearly symmetrical, healthy tree – F = Dead

Trunk dbh must be 4" to be included – cumulative diameters. *Juglans nigra*; *Platanus racemosa*; *Umbellularia californica*; native *Quercus sp.* Except scrub oaks not protected.

TREE FIELD DATA WORKSHEET (City of L.A.)

LDC Project No. 10003-001

Survey Date: 3/30/11

Tree Number: 127

GENERAL CHARACTERISTICS					
Species: <input type="checkbox"/> <i>Q. agrifolia</i> <input type="checkbox"/> <i>Q. lobata</i>			Health Rating ³⁸² : <input type="checkbox"/> A <input type="checkbox"/> B <input type="checkbox"/> C <input checked="" type="checkbox"/> D <input type="checkbox"/> F		
<input type="checkbox"/> <i>Ca. Sycamore</i> <input type="checkbox"/> <i>Ca. Bay</i> <input checked="" type="checkbox"/> <i>Ca. Black Walnut</i>			Form: <input type="checkbox"/> symmetric <input type="checkbox"/> minor asymmetry		
Trunk Count: 4 Height (ft.): 27			<input checked="" type="checkbox"/> major asymmetry <input type="checkbox"/> stump sprout		
Trunk DBH (in.): 5, 6.5, 5, 6			<input checked="" type="checkbox"/> stag-head		
Percent Canopy Cover: 70%			Crown Class ³⁸³ : <input checked="" type="checkbox"/> Decurrent <input type="checkbox"/> Excurrent		
Existing Terrain: <input type="checkbox"/> Flat <input checked="" type="checkbox"/> Slope			Age Class: <input type="checkbox"/> immature <input checked="" type="checkbox"/> semi-mature		
Aesthetic Rating ³⁸⁴ : <input type="checkbox"/> A <input type="checkbox"/> B <input type="checkbox"/> C <input checked="" type="checkbox"/> D <input type="checkbox"/> F			<input type="checkbox"/> mature <input type="checkbox"/> over-mature/senescent		
Overall Grade: <input type="checkbox"/> A <input type="checkbox"/> B <input type="checkbox"/> C <input checked="" type="checkbox"/> D <input type="checkbox"/> F			Heritage Tree: <input checked="" type="checkbox"/> No <input type="checkbox"/> Yes		
CANOPY CHARACTERISTICS			TREE HEALTH		
	Dripline Radius (Feet)	Canopy to Grade (Feet)	Wound Wood Development:	Excellent <input type="checkbox"/> Average <input checked="" type="checkbox"/>	Poor <input type="checkbox"/> None <input type="checkbox"/>
N	7		Foliage Density:	<input checked="" type="checkbox"/> Normal <input type="checkbox"/> Sparse	
NE			Weak crotches:	<input checked="" type="checkbox"/> No <input type="checkbox"/> Yes	
E	18		Oak Pit Scale:	<input checked="" type="checkbox"/> No <input type="checkbox"/> Yes	
SE			Mainstem dieback:	<input type="checkbox"/> No <input checked="" type="checkbox"/> Yes	
S	20		Exposed Roots:	<input checked="" type="checkbox"/> No <input type="checkbox"/> Yes	
SW			Epicormic growth:	<input checked="" type="checkbox"/> No <input type="checkbox"/> Yes	
W	5		Shading Out:	<input checked="" type="checkbox"/> No <input type="checkbox"/> Yes	
NW			Cavities: <input type="checkbox"/> None	<input checked="" type="checkbox"/> Trunk <input checked="" type="checkbox"/> Branch	
CANOPY SPREAD (FEET):			Exfoliating Bark:	<input checked="" type="checkbox"/> No <input type="checkbox"/> Yes	
PROPOSED ACTIONS			Water Pocket(s):	<input checked="" type="checkbox"/> No <input type="checkbox"/> Yes	
Monitor for Progress: <input checked="" type="checkbox"/> Yes <input type="checkbox"/> No			Mechanical Damage:	<input type="checkbox"/> Trunk <input type="checkbox"/> Branch	
Treat Infestations: <input type="checkbox"/> Yes <input type="checkbox"/> No			<input checked="" type="checkbox"/> None	Canker/Galls: <input type="checkbox"/> No <input checked="" type="checkbox"/> Yes	
Remove Deadwood: <input type="checkbox"/> Yes <input type="checkbox"/> No			Fungus: <input checked="" type="checkbox"/> No <input type="checkbox"/> Yes	Vigor: <input type="checkbox"/> Excellent <input type="checkbox"/> Average	
Support Structure: <input type="checkbox"/> Yes <input type="checkbox"/> No				<input checked="" type="checkbox"/> Fair <input type="checkbox"/> Poor	
IMPACTS & MITIGATIONS			Twig/ Branch Dieback:	<input type="checkbox"/> None <input type="checkbox"/> Minor	
In Impacted Area: <input type="checkbox"/> Yes <input type="checkbox"/> No n/a			<input checked="" type="checkbox"/> Moderate <input type="checkbox"/> Extensive	Leaf Size: <input checked="" type="checkbox"/> Normal <input type="checkbox"/> Small	
Proposed Land Use: n/a			Heart Rot: <input type="checkbox"/> No <input checked="" type="checkbox"/> Yes	Insects: <input checked="" type="checkbox"/> Minor <input type="checkbox"/> Moderate	
Impacts: n/a			<input type="checkbox"/> Extensive <input type="checkbox"/> None	Exudations: <input checked="" type="checkbox"/> No <input type="checkbox"/> Yes	
Mitigations: n/a					

Comments & Notes: 1 dead trunk

³⁸² Health: A = Outstanding; B = Above Average; C = Average; D = Below Average; F = Dead

³⁸³ Decurrent = Lacking Strong Central Leader. Excurrent = Strong Central Leader.

³⁸⁴ Aesthetic (compared to standard tree of same species) : A = nearly symmetrical, healthy tree – F = Dead

Trunk dbh must be 4" to be included – cumulative diameters. *Juglans nigra*; *Platanus racemosa*; *Umbellularia californica*; native *Quercus sp.* Except scrub oaks not protected.

Survey Date: 3/30/11

Tree Number: 128

GENERAL CHARACTERISTICS				
Species: <input type="checkbox"/> <i>Q. agrifolia</i> <input type="checkbox"/> <i>Q. lobata</i>			Health Rating ³⁸⁵ : <input type="checkbox"/> A <input type="checkbox"/> B <input type="checkbox"/> C <input checked="" type="checkbox"/> D <input type="checkbox"/> F	
<input type="checkbox"/> <i>Ca. Sycamore</i> <input type="checkbox"/> <i>Ca. Bay</i> <input checked="" type="checkbox"/> <i>Ca. Black Walnut</i>			Form: <input type="checkbox"/> symmetric <input type="checkbox"/> minor asymmetry	
Trunk Count: 6 Height (ft.): 32			<input checked="" type="checkbox"/> major asymmetry <input type="checkbox"/> stump sprout	
Trunk DBH (in.): 10, 8, 7, 4, 9, 9			<input type="checkbox"/> stag-head	
Percent Canopy Cover: 75%			Crown Class ³⁸⁶ : <input checked="" type="checkbox"/> Decurrent <input type="checkbox"/> Excurrent	
Existing Terrain: <input type="checkbox"/> Flat <input checked="" type="checkbox"/> Slope			Age Class: <input type="checkbox"/> immature <input type="checkbox"/> semi-mature	
Aesthetic Rating ³⁸⁷ : <input type="checkbox"/> A <input type="checkbox"/> B <input type="checkbox"/> C <input checked="" type="checkbox"/> D <input type="checkbox"/> F			<input checked="" type="checkbox"/> mature <input type="checkbox"/> over-mature/senescent	
Overall Grade: <input type="checkbox"/> A <input type="checkbox"/> B <input type="checkbox"/> C <input checked="" type="checkbox"/> D <input type="checkbox"/> F			Heritage Tree: <input checked="" type="checkbox"/> No <input type="checkbox"/> Yes	
CANOPY CHARACTERISTICS			TREE HEALTH	
	Dripline Radius (Feet)	Canopy to Grade (Feet)	Wound Wood Development:	Excellent <input type="checkbox"/> Average <input type="checkbox"/> Poor <input checked="" type="checkbox"/> None <input type="checkbox"/>
N	20		Foliage Density:	<input checked="" type="checkbox"/> Normal <input type="checkbox"/> Sparse
NE			Weak crotches:	<input checked="" type="checkbox"/> No <input type="checkbox"/> Yes
E	28		Oak Pit Scale:	<input checked="" type="checkbox"/> No <input type="checkbox"/> Yes
SE			Mainstem dieback:	<input checked="" type="checkbox"/> No <input type="checkbox"/> Yes
S	16		Exposed Roots:	<input checked="" type="checkbox"/> No <input type="checkbox"/> Yes
SW			Epicormic growth:	<input type="checkbox"/> No <input checked="" type="checkbox"/> Yes
W	0		Shading Out:	<input type="checkbox"/> No <input checked="" type="checkbox"/> Yes
NW			Cavities: <input type="checkbox"/> None	<input checked="" type="checkbox"/> Trunk <input checked="" type="checkbox"/> Branch
CANOPY SPREAD (FEET):			Exfoliating Bark:	<input checked="" type="checkbox"/> No <input type="checkbox"/> Yes
PROPOSED ACTIONS			Water Pocket(s):	<input type="checkbox"/> No <input checked="" type="checkbox"/> Yes
Monitor for Progress:			Mechanical Damage:	<input type="checkbox"/> Trunk <input type="checkbox"/> Branch <input checked="" type="checkbox"/> None
Treat Infestations:			Canker/Galls:	<input type="checkbox"/> No <input checked="" type="checkbox"/> Yes
Remove Deadwood:			Fungus:	<input checked="" type="checkbox"/> No <input type="checkbox"/> Yes
Support Structure:			Vigor:	<input type="checkbox"/> Excellent <input checked="" type="checkbox"/> Average <input type="checkbox"/> Fair <input type="checkbox"/> Poor
IMPACTS & MITIGATIONS			Twig/ Branch Dieback:	<input type="checkbox"/> None <input type="checkbox"/> Minor <input checked="" type="checkbox"/> Moderate <input type="checkbox"/> Extensive
In Impacted Area: <input type="checkbox"/> Yes <input type="checkbox"/> No n/a			Leaf Size:	<input checked="" type="checkbox"/> Normal <input type="checkbox"/> Small
Proposed Land Use: n/a			Heart Rot:	<input type="checkbox"/> No <input checked="" type="checkbox"/> Yes
Impacts: n/a			Insects:	<input type="checkbox"/> Minor <input checked="" type="checkbox"/> Moderate <input type="checkbox"/> Extensive <input type="checkbox"/> None
Mitigations: n/a			Exudations:	<input checked="" type="checkbox"/> No <input type="checkbox"/> Yes

Comments & Notes: 2 dead trunks, large basal cavity (due to fire damage)

³⁸⁵ Health: A = Outstanding; B = Above Average; C = Average; D = Below Average; F = Dead

³⁸⁶ Decurrent = Lacking Strong Central Leader. Excurrent = Strong Central Leader.

³⁸⁷ Aesthetic (compared to standard tree of same species) : A = nearly symmetrical, healthy tree – F = Dead

Trunk dbh must be 4" to be included – cumulative diameters. *Juglans nigra*; *Platanus racemosa*; *Umbellularia californica*; native *Quercus sp.* Except scrub oaks not protected.

TREE FIELD DATA WORKSHEET (City of L.A.)

LDC Project No. 10003-001

Survey Date: 3/30/11

Tree Number: 129

GENERAL CHARACTERISTICS			TREE HEALTH		
Species: <input type="checkbox"/> <i>Q. agrifolia</i> <input type="checkbox"/> <i>Q. lobata</i>			Health Rating ³⁸⁸ : <input type="checkbox"/> A <input type="checkbox"/> B <input type="checkbox"/> C <input checked="" type="checkbox"/> D <input type="checkbox"/> F		
<input type="checkbox"/> <i>Ca. Sycamore</i> <input type="checkbox"/> <i>Ca. Bay</i> <input checked="" type="checkbox"/> <i>Ca. Black Walnut</i>			Form: <input type="checkbox"/> symmetric <input checked="" type="checkbox"/> minor asymmetry		
Trunk Count: 3 Height (ft.): N/A			<input checked="" type="checkbox"/> major asymmetry <input type="checkbox"/> stump sprout		
Trunk DBH (in.): 6.5, 5, 6			<input type="checkbox"/> stag-head		
Percent Canopy Cover: N/A			Crown Class ³⁸⁹ : <input checked="" type="checkbox"/> Decurrent <input type="checkbox"/> Excurrent		
Existing Terrain: <input type="checkbox"/> Flat <input checked="" type="checkbox"/> Slope			Age Class: <input type="checkbox"/> immature <input type="checkbox"/> semi-mature		
Aesthetic Rating ³⁹⁰ : <input type="checkbox"/> A <input type="checkbox"/> B <input type="checkbox"/> C <input checked="" type="checkbox"/> D <input type="checkbox"/> F			<input checked="" type="checkbox"/> mature <input type="checkbox"/> over-mature/senescent		
Overall Grade: <input type="checkbox"/> A <input type="checkbox"/> B <input type="checkbox"/> C <input checked="" type="checkbox"/> D <input type="checkbox"/> F			Heritage Tree: <input checked="" type="checkbox"/> No <input type="checkbox"/> Yes		
CANOPY CHARACTERISTICS			TREE HEALTH		
	Dripline Radius (Feet)	Canopy to Grade (Feet)	Wound Wood Development:	Excellent <input type="checkbox"/> Average <input type="checkbox"/>	Poor <input checked="" type="checkbox"/> None <input type="checkbox"/>
N	0		Foliage Density:	<input type="checkbox"/> Normal <input checked="" type="checkbox"/> Sparse	
NE			Weak crotches:	<input type="checkbox"/> No <input checked="" type="checkbox"/> Yes	
E	38		Oak Pit Scale:	<input checked="" type="checkbox"/> No <input type="checkbox"/> Yes	
SE			Mainstem dieback:	<input type="checkbox"/> No <input checked="" type="checkbox"/> Yes	
S	30		Exposed Roots:	<input checked="" type="checkbox"/> No <input type="checkbox"/> Yes	
SW			Epicormic growth:	<input type="checkbox"/> No <input checked="" type="checkbox"/> Yes	
W	0		Shading Out:	<input type="checkbox"/> No <input checked="" type="checkbox"/> Yes	
NW			Cavities: <input type="checkbox"/> None <input checked="" type="checkbox"/> Trunk <input checked="" type="checkbox"/> Branch		
CANOPY SPREAD (FEET):			Exfoliating Bark:	<input checked="" type="checkbox"/> No <input type="checkbox"/> Yes	
PROPOSED ACTIONS			Water Pocket(s):	<input checked="" type="checkbox"/> No <input type="checkbox"/> Yes	
Monitor for Progress: <input checked="" type="checkbox"/> Yes <input type="checkbox"/> No			Mechanical Damage:	<input type="checkbox"/> Trunk <input type="checkbox"/> Branch <input checked="" type="checkbox"/> None	
Treat Infestations: <input type="checkbox"/> Yes <input type="checkbox"/> No			Canker/Galls:	<input type="checkbox"/> No <input checked="" type="checkbox"/> Yes	
Remove Deadwood: <input type="checkbox"/> Yes <input type="checkbox"/> No			Fungus:	<input checked="" type="checkbox"/> No <input type="checkbox"/> Yes	
Support Structure: <input type="checkbox"/> Yes <input type="checkbox"/> No			Vigor:	<input type="checkbox"/> Excellent <input type="checkbox"/> Average <input checked="" type="checkbox"/> Fair <input type="checkbox"/> Poor	
IMPACTS & MITIGATIONS			Twig/ Branch Dieback:	<input type="checkbox"/> None <input type="checkbox"/> Minor <input checked="" type="checkbox"/> Moderate <input type="checkbox"/> Extensive	
In Impacted Area: <input type="checkbox"/> Yes <input type="checkbox"/> No n/a			Leaf Size:	<input checked="" type="checkbox"/> Normal <input type="checkbox"/> Small	
Proposed Land Use: n/a			Heart Rot:	<input type="checkbox"/> No <input checked="" type="checkbox"/> Yes	
Impacts: n/a			Insects:	<input type="checkbox"/> Minor <input checked="" type="checkbox"/> Moderate <input type="checkbox"/> Extensive <input type="checkbox"/> None	
Mitigations: n/a			Exudations:	<input checked="" type="checkbox"/> No <input type="checkbox"/> Yes	

Comments & Notes: 2 dead trunk (1 with sprouts)- trunk broken in middle and all trunks broke off and are on ground. Dripline measurements are from trunks that have fallen off.

³⁸⁸ Health: A =Outstanding; B = Above Average; C = Average; D = Below Average; F = Dead

³⁸⁹ Decurrent = Lacking Strong Central Leader. Excurrent = Strong Central Leader.

³⁹⁰ Aesthetic (compared to standard tree of same species) : A = nearly symmetrical, healthy tree – F = Dead

Trunk dbh must be 4" to be included – cumulative diameters. *Juglans nigra*; *Platanus racemosa*; *Umbellularia californica*; native *Quercus sp.* Except scrub oaks not protected.

TREE FIELD DATA WORKSHEET (City of L.A.)

LDC Project No. 10003-001

Survey Date: 3/30/11

Tree Number: 130

GENERAL CHARACTERISTICS			TREE HEALTH		
Species: <input type="checkbox"/> <i>Q. agrifolia</i> <input type="checkbox"/> <i>Q. lobata</i>			Health Rating ³⁹¹ : <input type="checkbox"/> A <input type="checkbox"/> B <input type="checkbox"/> C <input checked="" type="checkbox"/> D <input type="checkbox"/> F		
<input type="checkbox"/> <i>Ca. Sycamore</i> <input type="checkbox"/> <i>Ca. Bay</i> <input checked="" type="checkbox"/> <i>Ca. Black Walnut</i>			Form: <input checked="" type="checkbox"/> symmetric <input type="checkbox"/> minor asymmetry		
Trunk Count: 1 Height (ft.): 28			<input type="checkbox"/> major asymmetry <input type="checkbox"/> stump sprout		
Trunk DBH (in.): 9			<input type="checkbox"/> stag-head		
Percent Canopy Cover: 55%			Crown Class ³⁹² : <input checked="" type="checkbox"/> Decurrent <input type="checkbox"/> Excurrent		
Existing Terrain: <input type="checkbox"/> Flat <input checked="" type="checkbox"/> Slope			Age Class: <input type="checkbox"/> immature <input type="checkbox"/> semi-mature		
Aesthetic Rating ³⁹³ : <input type="checkbox"/> A <input type="checkbox"/> B <input type="checkbox"/> C <input checked="" type="checkbox"/> D <input type="checkbox"/> F			<input checked="" type="checkbox"/> mature <input type="checkbox"/> over-mature/senescent		
Overall Grade: <input type="checkbox"/> A <input type="checkbox"/> B <input type="checkbox"/> C <input checked="" type="checkbox"/> D <input type="checkbox"/> F			Heritage Tree: <input checked="" type="checkbox"/> No <input type="checkbox"/> Yes		
CANOPY CHARACTERISTICS			TREE HEALTH		
	Dripline Radius (Feet)	Canopy to Grade (Feet)	Wound Wood Development:	Excellent <input type="checkbox"/> Average <input checked="" type="checkbox"/>	Poor <input type="checkbox"/> None <input type="checkbox"/>
N	20		Foliage Density:	<input type="checkbox"/> Normal <input checked="" type="checkbox"/> Sparse	
NE			Weak crotches:	<input checked="" type="checkbox"/> No <input type="checkbox"/> Yes	
E	17		Oak Pit Scale:	<input checked="" type="checkbox"/> No <input type="checkbox"/> Yes	
SE			Mainstem dieback:	<input type="checkbox"/> No <input checked="" type="checkbox"/> Yes	
S	5		Exposed Roots:	<input checked="" type="checkbox"/> No <input type="checkbox"/> Yes	
SW			Epicormic growth:	<input checked="" type="checkbox"/> No <input type="checkbox"/> Yes	
W	8		Shading Out:	<input type="checkbox"/> No <input checked="" type="checkbox"/> Yes	
NW			Cavities: <input type="checkbox"/> None <input checked="" type="checkbox"/> Trunk <input type="checkbox"/> Branch		
CANOPY SPREAD (FEET):			Exfoliating Bark:	<input checked="" type="checkbox"/> No <input type="checkbox"/> Yes	
PROPOSED ACTIONS			Water Pocket(s):	<input checked="" type="checkbox"/> No <input type="checkbox"/> Yes	
Monitor for Progress: <input checked="" type="checkbox"/> Yes <input type="checkbox"/> No			Mechanical Damage:	<input type="checkbox"/> Trunk <input checked="" type="checkbox"/> Branch <input type="checkbox"/> None	
Treat Infestations: <input type="checkbox"/> Yes <input type="checkbox"/> No			Canker/Galls:	<input type="checkbox"/> No <input checked="" type="checkbox"/> Yes	
Remove Deadwood: <input type="checkbox"/> Yes <input type="checkbox"/> No			Fungus:	<input checked="" type="checkbox"/> No <input type="checkbox"/> Yes	
Support Structure: <input type="checkbox"/> Yes <input type="checkbox"/> No			Vigor:	<input type="checkbox"/> Excellent <input type="checkbox"/> Average <input checked="" type="checkbox"/> Fair <input type="checkbox"/> Poor	
IMPACTS & MITIGATIONS			Twig/ Branch Dieback:	<input type="checkbox"/> None <input type="checkbox"/> Minor <input checked="" type="checkbox"/> Moderate <input type="checkbox"/> Extensive	
In Impacted Area: <input type="checkbox"/> Yes <input type="checkbox"/> No n/a			Leaf Size:	<input checked="" type="checkbox"/> Normal <input type="checkbox"/> Small	
Proposed Land Use: n/a			Heart Rot:	<input type="checkbox"/> No <input checked="" type="checkbox"/> Yes	
Impacts: n/a			Insects:	<input checked="" type="checkbox"/> Minor <input type="checkbox"/> Moderate <input type="checkbox"/> Extensive <input type="checkbox"/> None	
Mitigations: n/a			Exudations:	<input checked="" type="checkbox"/> No <input type="checkbox"/> Yes	

Comments & Notes: NOT TAGGED DUE TO MASSIVE POISON OAK

³⁹¹ Health: A = Outstanding; B = Above Average; C = Average; D = Below Average; F = Dead

³⁹² Decurrent = Lacking Strong Central Leader. Excurrent = Strong Central Leader.

³⁹³ Aesthetic (compared to standard tree of same species) : A = nearly symmetrical, healthy tree – F = Dead

Trunk dbh must be 4" to be included – cumulative diameters. *Juglans nigra*; *Platanus racemosa*; *Umbellularia californica*; native *Quercus sp.* Except scrub oaks not protected.

Survey Date: 3/30/11

Tree Number: 131

GENERAL CHARACTERISTICS				
Species: <input type="checkbox"/> <i>Q. agrifolia</i> <input type="checkbox"/> <i>Q. lobata</i>			Health Rating ³⁹⁴ : <input type="checkbox"/> A <input type="checkbox"/> B <input type="checkbox"/> C <input checked="" type="checkbox"/> D <input type="checkbox"/> F	
<input type="checkbox"/> <i>Ca. Sycamore</i> <input type="checkbox"/> <i>Ca. Bay</i> <input checked="" type="checkbox"/> <i>Ca. Black Walnut</i>			Form: <input checked="" type="checkbox"/> symmetric <input type="checkbox"/> minor asymmetry	
Trunk Count: 2 Height (ft.): 35			<input type="checkbox"/> major asymmetry <input type="checkbox"/> stump sprout	
Trunk DBH (in.): 8.5, 3			<input type="checkbox"/> stag-head	
Percent Canopy Cover: 55%			Crown Class ³⁹⁵ : <input checked="" type="checkbox"/> Decurrent <input type="checkbox"/> Excurrent	
Existing Terrain: <input type="checkbox"/> Flat <input checked="" type="checkbox"/> Slope			Age Class: <input type="checkbox"/> immature <input type="checkbox"/> semi-mature	
Aesthetic Rating ³⁹⁶ : <input type="checkbox"/> A <input type="checkbox"/> B <input type="checkbox"/> C <input checked="" type="checkbox"/> D <input type="checkbox"/> F			<input checked="" type="checkbox"/> mature <input type="checkbox"/> over-mature/senescent	
Overall Grade: <input type="checkbox"/> A <input type="checkbox"/> B <input type="checkbox"/> C <input checked="" type="checkbox"/> D <input type="checkbox"/> F			Heritage Tree: <input checked="" type="checkbox"/> No <input type="checkbox"/> Yes	
CANOPY CHARACTERISTICS			TREE HEALTH	
	Dripline Radius (Feet)	Canopy to Grade (Feet)	Wound Wood Development:	Excellent <input type="checkbox"/> Average <input checked="" type="checkbox"/> Poor <input type="checkbox"/> None <input type="checkbox"/>
N	15		Foliage Density:	<input type="checkbox"/> Normal <input checked="" type="checkbox"/> Sparse
NE			Weak crotches:	<input checked="" type="checkbox"/> No <input type="checkbox"/> Yes
E	11		Oak Pit Scale:	<input checked="" type="checkbox"/> No <input type="checkbox"/> Yes
SE			Mainstem dieback:	<input type="checkbox"/> No <input checked="" type="checkbox"/> Yes
S	8		Exposed Roots:	<input checked="" type="checkbox"/> No <input type="checkbox"/> Yes
SW			Epicormic growth:	<input type="checkbox"/> No <input checked="" type="checkbox"/> Yes
W	10		Shading Out:	<input type="checkbox"/> No <input checked="" type="checkbox"/> Yes
NW			Cavities: <input type="checkbox"/> None <input checked="" type="checkbox"/> Trunk <input type="checkbox"/> Branch	
CANOPY SPREAD (FEET):			Exfoliating Bark:	<input checked="" type="checkbox"/> No <input type="checkbox"/> Yes
PROPOSED ACTIONS			Water Pocket(s):	<input checked="" type="checkbox"/> No <input type="checkbox"/> Yes
Monitor for Progress: <input checked="" type="checkbox"/> Yes <input type="checkbox"/> No			Mechanical Damage:	<input type="checkbox"/> Trunk <input checked="" type="checkbox"/> Branch <input type="checkbox"/> None
Treat Infestations: <input type="checkbox"/> Yes <input type="checkbox"/> No			Canker/Galls:	<input type="checkbox"/> No <input checked="" type="checkbox"/> Yes
Remove Deadwood: <input type="checkbox"/> Yes <input type="checkbox"/> No			Fungus:	<input checked="" type="checkbox"/> No <input type="checkbox"/> Yes
Support Structure: <input type="checkbox"/> Yes <input type="checkbox"/> No			Vigor:	<input type="checkbox"/> Excellent <input type="checkbox"/> Average <input checked="" type="checkbox"/> Fair <input type="checkbox"/> Poor
IMPACTS & MITIGATIONS			Twig/ Branch Dieback:	<input type="checkbox"/> None <input type="checkbox"/> Minor <input checked="" type="checkbox"/> Moderate <input type="checkbox"/> Extensive
In Impacted Area: <input type="checkbox"/> Yes <input type="checkbox"/> No n/a			Leaf Size:	<input checked="" type="checkbox"/> Normal <input type="checkbox"/> Small
Proposed Land Use: n/a			Heart Rot:	<input type="checkbox"/> No <input checked="" type="checkbox"/> Yes
Impacts: n/a			Insects:	<input checked="" type="checkbox"/> Minor <input type="checkbox"/> Moderate <input type="checkbox"/> Extensive <input type="checkbox"/> None
Mitigations: n/a			Exudations:	<input checked="" type="checkbox"/> No <input type="checkbox"/> Yes

Comments & Notes: Surrounded by poison oak

³⁹⁴ Health: A = Outstanding; B = Above Average; C = Average; D = Below Average; F = Dead

³⁹⁵ Decurrent = Lacking Strong Central Leader. Excurrent = Strong Central Leader.

³⁹⁶ Aesthetic (compared to standard tree of same species) : A = nearly symmetrical, healthy tree – F = Dead

Trunk dbh must be 4" to be included – cumulative diameters. *Juglans nigra*; *Platanus racemosa*; *Umbellularia californica*; native *Quercus sp.* Except scrub oaks not protected.

TREE FIELD DATA WORKSHEET (City of L.A.)

LDC Project No. 10003-001

Survey Date: 3/30/11

Tree Number: 132

GENERAL CHARACTERISTICS				
Species: <input type="checkbox"/> <i>Q. agrifolia</i> <input type="checkbox"/> <i>Q. lobata</i>			Health Rating ³⁹⁷ : <input type="checkbox"/> A <input type="checkbox"/> B <input type="checkbox"/> C <input checked="" type="checkbox"/> D <input type="checkbox"/> F	
<input type="checkbox"/> <i>Ca. Sycamore</i> <input type="checkbox"/> <i>Ca. Bay</i> <input checked="" type="checkbox"/> <i>Ca. Black Walnut</i>			Form: <input type="checkbox"/> symmetric <input checked="" type="checkbox"/> minor asymmetry	
Trunk Count: 2 Height (ft.): 28			<input type="checkbox"/> major asymmetry <input type="checkbox"/> stump sprout	
Trunk DBH (in.): 8, 4			<input type="checkbox"/> stag-head	
Percent Canopy Cover: 80%			Crown Class ³⁹⁸ : <input checked="" type="checkbox"/> Decurrent <input type="checkbox"/> Excurrent	
Existing Terrain: <input type="checkbox"/> Flat <input checked="" type="checkbox"/> Slope			Age Class: <input type="checkbox"/> immature <input type="checkbox"/> semi-mature	
Aesthetic Rating ³⁹⁹ : <input type="checkbox"/> A <input type="checkbox"/> B <input type="checkbox"/> C <input checked="" type="checkbox"/> D <input type="checkbox"/> F			<input checked="" type="checkbox"/> mature <input type="checkbox"/> over-mature/senescent	
Overall Grade: <input type="checkbox"/> A <input type="checkbox"/> B <input type="checkbox"/> C <input checked="" type="checkbox"/> D <input type="checkbox"/> F			Heritage Tree: <input checked="" type="checkbox"/> No <input type="checkbox"/> Yes	
CANOPY CHARACTERISTICS			TREE HEALTH	
	Dripline Radius (Feet)	Canopy to Grade (Feet)	Wound Wood Development:	Excellent <input type="checkbox"/> Average <input checked="" type="checkbox"/> Poor <input type="checkbox"/> None <input type="checkbox"/>
N	15		Foliage Density:	<input checked="" type="checkbox"/> Normal <input type="checkbox"/> Sparse
NE			Weak crotches:	<input checked="" type="checkbox"/> No <input type="checkbox"/> Yes
E	15		Oak Pit Scale:	<input checked="" type="checkbox"/> No <input type="checkbox"/> Yes
SE			Mainstem dieback:	<input checked="" type="checkbox"/> No <input type="checkbox"/> Yes
S	6		Exposed Roots:	<input checked="" type="checkbox"/> No <input type="checkbox"/> Yes
SW			Epicormic growth:	<input type="checkbox"/> No <input checked="" type="checkbox"/> Yes
W	6		Shading Out:	<input type="checkbox"/> No <input checked="" type="checkbox"/> Yes
NW			Cavities: <input checked="" type="checkbox"/> None <input type="checkbox"/> Trunk <input type="checkbox"/> Branch	
CANOPY SPREAD (FEET):			Exfoliating Bark:	<input checked="" type="checkbox"/> No <input type="checkbox"/> Yes
PROPOSED ACTIONS			Water Pocket(s):	<input checked="" type="checkbox"/> No <input type="checkbox"/> Yes
Monitor for Progress: <input checked="" type="checkbox"/> Yes <input type="checkbox"/> No			Mechanical Damage:	<input type="checkbox"/> Trunk <input checked="" type="checkbox"/> Branch <input type="checkbox"/> None
Treat Infestations: <input type="checkbox"/> Yes <input type="checkbox"/> No			Canker/Galls:	<input type="checkbox"/> No <input checked="" type="checkbox"/> Yes
Remove Deadwood: <input type="checkbox"/> Yes <input type="checkbox"/> No			Fungus:	<input checked="" type="checkbox"/> No <input type="checkbox"/> Yes
Support Structure: <input type="checkbox"/> Yes <input type="checkbox"/> No			Vigor:	<input type="checkbox"/> Excellent <input checked="" type="checkbox"/> Average <input type="checkbox"/> Fair <input type="checkbox"/> Poor
IMPACTS & MITIGATIONS			Twig/ Branch Dieback:	<input type="checkbox"/> None <input checked="" type="checkbox"/> Minor <input type="checkbox"/> Moderate <input type="checkbox"/> Extensive
In Impacted Area: <input type="checkbox"/> Yes <input type="checkbox"/> No n/a			Leaf Size:	<input checked="" type="checkbox"/> Normal <input type="checkbox"/> Small
Proposed Land Use: n/a			Heart Rot:	<input checked="" type="checkbox"/> No <input type="checkbox"/> Yes
Impacts: n/a			Insects:	<input checked="" type="checkbox"/> Minor <input type="checkbox"/> Moderate <input type="checkbox"/> Extensive <input type="checkbox"/> None
Mitigations: n/a			Exudations:	<input checked="" type="checkbox"/> No <input type="checkbox"/> Yes

Comments & Notes:

³⁹⁷ Health: A =Outstanding; B = Above Average; C = Average; D = Below Average; F = Dead

³⁹⁸ Decurrent = Lacking Strong Central Leader. Excurrent = Strong Central Leader.

³⁹⁹ Aesthetic (compared to standard tree of same species) : A = nearly symmetrical, healthy tree – F = Dead

Trunk dbh must be 4" to be included – cumulative diameters. *Juglans nigra*; *Platanus racemosa*; *Umbellularia californica*; native *Quercus sp.* Except scrub oaks not protected.

Survey Date: 3/30/11

Tree Number: 133

GENERAL CHARACTERISTICS				
Species: <input type="checkbox"/> <i>Q. agrifolia</i> <input type="checkbox"/> <i>Q. lobata</i>			Health Rating ⁴⁰⁰ : <input type="checkbox"/> A <input type="checkbox"/> B <input type="checkbox"/> C <input checked="" type="checkbox"/> D <input type="checkbox"/> F	
<input type="checkbox"/> <i>Ca. Sycamore</i> <input type="checkbox"/> <i>Ca. Bay</i> <input checked="" type="checkbox"/> <i>Ca. Black Walnut</i>			Form: <input type="checkbox"/> symmetric <input type="checkbox"/> minor asymmetry	
Trunk Count: 4 Height (ft.): 44			<input checked="" type="checkbox"/> major asymmetry <input type="checkbox"/> stump sprout	
Trunk DBH (in.): 7, 8, 5, 9			<input type="checkbox"/> stag-head	
Percent Canopy Cover: 70%			Crown Class ⁴⁰¹ : <input checked="" type="checkbox"/> Decurrent <input type="checkbox"/> Excurrent	
Existing Terrain: <input type="checkbox"/> Flat <input checked="" type="checkbox"/> Slope			Age Class: <input type="checkbox"/> immature <input type="checkbox"/> semi-mature	
Aesthetic Rating ⁴⁰² : <input type="checkbox"/> A <input type="checkbox"/> B <input type="checkbox"/> C <input checked="" type="checkbox"/> D <input type="checkbox"/> F			<input checked="" type="checkbox"/> mature <input type="checkbox"/> over-mature/senescent	
Overall Grade: <input type="checkbox"/> A <input type="checkbox"/> B <input type="checkbox"/> C <input checked="" type="checkbox"/> D <input type="checkbox"/> F			Heritage Tree: <input checked="" type="checkbox"/> No <input type="checkbox"/> Yes	
CANOPY CHARACTERISTICS			TREE HEALTH	
	Dripline Radius (Feet)	Canopy to Grade (Feet)	Wound Wood Development:	Excellent <input type="checkbox"/> Average <input type="checkbox"/> Poor <input type="checkbox"/> None <input checked="" type="checkbox"/>
N	0		Foliage Density:	<input checked="" type="checkbox"/> Normal <input type="checkbox"/> Sparse
NE			Weak crotches:	<input checked="" type="checkbox"/> No <input type="checkbox"/> Yes
E	25		Oak Pit Scale:	<input checked="" type="checkbox"/> No <input type="checkbox"/> Yes
SE			Mainstem dieback:	<input checked="" type="checkbox"/> No <input type="checkbox"/> Yes
S	10		Exposed Roots:	<input checked="" type="checkbox"/> No <input type="checkbox"/> Yes
SW			Epicormic growth:	<input type="checkbox"/> No <input checked="" type="checkbox"/> Yes
W	3		Shading Out:	<input checked="" type="checkbox"/> No <input type="checkbox"/> Yes
NW			Cavities: <input type="checkbox"/> None <input checked="" type="checkbox"/> Trunk <input checked="" type="checkbox"/> Branch	
CANOPY SPREAD (FEET):			Exfoliating Bark:	<input checked="" type="checkbox"/> No <input type="checkbox"/> Yes
PROPOSED ACTIONS			Water Pocket(s):	<input type="checkbox"/> No <input checked="" type="checkbox"/> Yes
Monitor for Progress: <input checked="" type="checkbox"/> Yes <input type="checkbox"/> No			Mechanical Damage:	<input type="checkbox"/> Trunk <input type="checkbox"/> Branch <input checked="" type="checkbox"/> None
Treat Infestations: <input type="checkbox"/> Yes <input type="checkbox"/> No			Canker/Galls:	<input type="checkbox"/> No <input checked="" type="checkbox"/> Yes
Remove Deadwood: <input type="checkbox"/> Yes <input type="checkbox"/> No			Fungus:	<input checked="" type="checkbox"/> No <input type="checkbox"/> Yes
Support Structure: <input type="checkbox"/> Yes <input type="checkbox"/> No			Vigor:	<input type="checkbox"/> Excellent <input checked="" type="checkbox"/> Average <input type="checkbox"/> Fair <input type="checkbox"/> Poor
IMPACTS & MITIGATIONS			Twig/ Branch Dieback:	<input type="checkbox"/> None <input type="checkbox"/> Minor <input checked="" type="checkbox"/> Moderate <input type="checkbox"/> Extensive
In Impacted Area: <input type="checkbox"/> Yes <input type="checkbox"/> No n/a			Leaf Size:	<input checked="" type="checkbox"/> Normal <input type="checkbox"/> Small
Proposed Land Use: n/a			Heart Rot:	<input type="checkbox"/> No <input checked="" type="checkbox"/> Yes
Impacts: n/a			Insects:	<input type="checkbox"/> Minor <input checked="" type="checkbox"/> Moderate <input type="checkbox"/> Extensive <input type="checkbox"/> None
Mitigations: n/a			Exudations:	<input checked="" type="checkbox"/> No <input type="checkbox"/> Yes

Comments & Notes: 1 dead trunk, large basal cavity

⁴⁰⁰ Health: A = Outstanding; B = Above Average; C = Average; D = Below Average; F = Dead

⁴⁰¹ Decurrent = Lacking Strong Central Leader. Excurrent = Strong Central Leader.

⁴⁰² Aesthetic (compared to standard tree of same species) : A = nearly symmetrical, healthy tree – F = Dead

Trunk dbh must be 4" to be included – cumulative diameters. *Juglans nigra*; *Platanus racemosa*; *Umbellularia californica*; native *Quercus sp.* Except scrub oaks not protected.

TREE FIELD DATA WORKSHEET (City of L.A.)

LDC Project No. 10003-001

Survey Date: 3/30/11

Tree Number: 134

GENERAL CHARACTERISTICS					
Species: <input type="checkbox"/> <i>Q. agrifolia</i> <input type="checkbox"/> <i>Q. lobata</i>			Health Rating ⁴⁰³ : <input type="checkbox"/> A <input type="checkbox"/> B <input type="checkbox"/> C <input checked="" type="checkbox"/> D <input type="checkbox"/> F		
<input type="checkbox"/> <i>Ca. Sycamore</i> <input type="checkbox"/> <i>Ca. Bay</i> <input checked="" type="checkbox"/> <i>Ca. Black Walnut</i>			Form: <input type="checkbox"/> symmetric <input checked="" type="checkbox"/> minor asymmetry		
Trunk Count: 2 Height (ft.): 31			<input type="checkbox"/> major asymmetry <input type="checkbox"/> stump sprout		
Trunk DBH (in.): 5.5, 7			<input type="checkbox"/> stag-head		
Percent Canopy Cover: 55%			Crown Class ⁴⁰⁴ : <input checked="" type="checkbox"/> Decurrent <input type="checkbox"/> Excurrent		
Existing Terrain: <input type="checkbox"/> Flat <input checked="" type="checkbox"/> Slope			Age Class: <input type="checkbox"/> immature <input type="checkbox"/> semi-mature		
Aesthetic Rating ⁴⁰⁵ : <input type="checkbox"/> A <input type="checkbox"/> B <input type="checkbox"/> C <input checked="" type="checkbox"/> D <input type="checkbox"/> F			<input checked="" type="checkbox"/> mature <input type="checkbox"/> over-mature/senescent		
Overall Grade: <input type="checkbox"/> A <input type="checkbox"/> B <input type="checkbox"/> C <input checked="" type="checkbox"/> D <input type="checkbox"/> F			Heritage Tree: <input checked="" type="checkbox"/> No <input type="checkbox"/> Yes		
CANOPY CHARACTERISTICS			TREE HEALTH		
	Dripline Radius (Feet)	Canopy to Grade (Feet)	Wound Wood Development:	Excellent <input type="checkbox"/> Average <input type="checkbox"/>	Poor <input checked="" type="checkbox"/> None <input type="checkbox"/>
N	6		Foliage Density:	<input type="checkbox"/> Normal <input checked="" type="checkbox"/> Sparse	
NE			Weak crotches:	<input checked="" type="checkbox"/> No <input type="checkbox"/> Yes	
E	21		Oak Pit Scale:	<input checked="" type="checkbox"/> No <input type="checkbox"/> Yes	
SE			Mainstem dieback:	<input type="checkbox"/> No <input checked="" type="checkbox"/> Yes	
S	20		Exposed Roots:	<input checked="" type="checkbox"/> No <input type="checkbox"/> Yes	
SW			Epicormic growth:	<input type="checkbox"/> No <input checked="" type="checkbox"/> Yes	
W	7		Shading Out:	<input type="checkbox"/> No <input checked="" type="checkbox"/> Yes	
NW			Cavities: <input type="checkbox"/> None <input checked="" type="checkbox"/> Trunk <input type="checkbox"/> Branch		
CANOPY SPREAD (FEET):			Exfoliating Bark:	<input checked="" type="checkbox"/> No <input type="checkbox"/> Yes	
PROPOSED ACTIONS			Water Pocket(s):	<input type="checkbox"/> No <input checked="" type="checkbox"/> Yes	
Monitor for Progress: <input checked="" type="checkbox"/> Yes <input type="checkbox"/> No			Mechanical Damage:	<input type="checkbox"/> Trunk <input type="checkbox"/> Branch <input checked="" type="checkbox"/> None	
Treat Infestations: <input type="checkbox"/> Yes <input type="checkbox"/> No			Canker/Galls:	<input type="checkbox"/> No <input checked="" type="checkbox"/> Yes	
Remove Deadwood: <input type="checkbox"/> Yes <input type="checkbox"/> No			Fungus:	<input checked="" type="checkbox"/> No <input type="checkbox"/> Yes	
Support Structure: <input type="checkbox"/> Yes <input type="checkbox"/> No			Vigor:	<input type="checkbox"/> Excellent <input type="checkbox"/> Average <input checked="" type="checkbox"/> Fair <input type="checkbox"/> Poor	
IMPACTS & MITIGATIONS			Twig/ Branch Dieback:	<input type="checkbox"/> None <input type="checkbox"/> Minor <input checked="" type="checkbox"/> Moderate <input type="checkbox"/> Extensive	
In Impacted Area: <input type="checkbox"/> Yes <input type="checkbox"/> No n/a			Leaf Size:	<input checked="" type="checkbox"/> Normal <input type="checkbox"/> Small	
Proposed Land Use: n/a			Heart Rot:	<input type="checkbox"/> No <input checked="" type="checkbox"/> Yes	
Impacts: n/a			Insects:	<input checked="" type="checkbox"/> Minor <input type="checkbox"/> Moderate <input type="checkbox"/> Extensive <input type="checkbox"/> None	
Mitigations: n/a			Exudations:	<input checked="" type="checkbox"/> No <input type="checkbox"/> Yes	

Comments & Notes: 2 dead trunks with sprouts

⁴⁰³ Health: A = Outstanding; B = Above Average; C = Average; D = Below Average; F = Dead

⁴⁰⁴ Decurrent = Lacking Strong Central Leader. Excurrent = Strong Central Leader.

⁴⁰⁵ Aesthetic (compared to standard tree of same species) : A = nearly symmetrical, healthy tree – F = Dead

Trunk dbh must be 4" to be included – cumulative diameters. *Juglans nigra*; *Platanus racemosa*; *Umbellularia californica*; native *Quercus sp.* Except scrub oaks not protected.

Survey Date: 3/30/11

Tree Number: 135

GENERAL CHARACTERISTICS				
Species: <input type="checkbox"/> <i>Q. agrifolia</i> <input type="checkbox"/> <i>Q. lobata</i>			Health Rating ⁴⁰⁶ : <input type="checkbox"/> A <input type="checkbox"/> B <input type="checkbox"/> C <input checked="" type="checkbox"/> D <input type="checkbox"/> F	
<input type="checkbox"/> <i>Ca. Sycamore</i> <input type="checkbox"/> <i>Ca. Bay</i> <input checked="" type="checkbox"/> <i>Ca. Black Walnut</i>			Form: <input type="checkbox"/> symmetric <input type="checkbox"/> minor asymmetry	
Trunk Count: 2 Height (ft.): 35			<input checked="" type="checkbox"/> major asymmetry <input type="checkbox"/> stump sprout	
Trunk DBH (in.): 9, 7			<input type="checkbox"/> stag-head	
Percent Canopy Cover: 70%			Crown Class ⁴⁰⁷ : <input checked="" type="checkbox"/> Decurrent <input type="checkbox"/> Excurrent	
Existing Terrain: <input type="checkbox"/> Flat <input checked="" type="checkbox"/> Slope			Age Class: <input type="checkbox"/> immature <input type="checkbox"/> semi-mature	
Aesthetic Rating ⁴⁰⁸ : <input type="checkbox"/> A <input type="checkbox"/> B <input type="checkbox"/> C <input checked="" type="checkbox"/> D <input type="checkbox"/> F			<input checked="" type="checkbox"/> mature <input type="checkbox"/> over-mature/senescent	
Overall Grade: <input type="checkbox"/> A <input type="checkbox"/> B <input type="checkbox"/> C <input checked="" type="checkbox"/> D <input type="checkbox"/> F			Heritage Tree: <input checked="" type="checkbox"/> No <input type="checkbox"/> Yes	
CANOPY CHARACTERISTICS			TREE HEALTH	
	Dripline Radius (Feet)	Canopy to Grade (Feet)	Wound Wood Development:	Excellent <input type="checkbox"/> Average <input type="checkbox"/> Poor <input checked="" type="checkbox"/> None <input type="checkbox"/>
N	12		Foliage Density:	<input type="checkbox"/> Normal <input checked="" type="checkbox"/> Sparse
NE			Weak crotches:	<input checked="" type="checkbox"/> No <input type="checkbox"/> Yes
E	6		Oak Pit Scale:	<input checked="" type="checkbox"/> No <input type="checkbox"/> Yes
SE			Mainstem dieback:	<input type="checkbox"/> No <input checked="" type="checkbox"/> Yes
S	32		Exposed Roots:	<input checked="" type="checkbox"/> No <input type="checkbox"/> Yes
SW			Epicormic growth:	<input type="checkbox"/> No <input checked="" type="checkbox"/> Yes
W	16		Shading Out:	<input type="checkbox"/> No <input checked="" type="checkbox"/> Yes
NW			Cavities: <input type="checkbox"/> None <input checked="" type="checkbox"/> Trunk <input type="checkbox"/> Branch	
CANOPY SPREAD (FEET):			Exfoliating Bark:	<input checked="" type="checkbox"/> No <input type="checkbox"/> Yes
PROPOSED ACTIONS			Water Pocket(s):	<input type="checkbox"/> No <input checked="" type="checkbox"/> Yes
Monitor for Progress: <input checked="" type="checkbox"/> Yes <input type="checkbox"/> No			Mechanical Damage:	<input type="checkbox"/> Trunk <input type="checkbox"/> Branch <input checked="" type="checkbox"/> None
Treat Infestations: <input type="checkbox"/> Yes <input type="checkbox"/> No			Canker/Galls:	<input type="checkbox"/> No <input checked="" type="checkbox"/> Yes
Remove Deadwood: <input type="checkbox"/> Yes <input type="checkbox"/> No			Fungus:	<input checked="" type="checkbox"/> No <input type="checkbox"/> Yes
Support Structure: <input type="checkbox"/> Yes <input type="checkbox"/> No			Vigor:	<input type="checkbox"/> Excellent <input type="checkbox"/> Average <input checked="" type="checkbox"/> Fair <input type="checkbox"/> Poor
IMPACTS & MITIGATIONS			Twig/ Branch Dieback:	<input type="checkbox"/> None <input type="checkbox"/> Minor <input checked="" type="checkbox"/> Moderate <input type="checkbox"/> Extensive
In Impacted Area: <input type="checkbox"/> Yes <input type="checkbox"/> No n/a			Leaf Size:	<input checked="" type="checkbox"/> Normal <input type="checkbox"/> Small
Proposed Land Use: n/a			Heart Rot:	<input type="checkbox"/> No <input checked="" type="checkbox"/> Yes
Impacts: n/a			Insects:	<input checked="" type="checkbox"/> Minor <input type="checkbox"/> Moderate <input type="checkbox"/> Extensive <input type="checkbox"/> None
Mitigations: n/a			Exudations:	<input checked="" type="checkbox"/> No <input type="checkbox"/> Yes

Comments & Notes: 1 dead trunk, 7" trunk mostly dead with sprouts

⁴⁰⁶ Health: A = Outstanding; B = Above Average; C = Average; D = Below Average; F = Dead

⁴⁰⁷ Decurrent = Lacking Strong Central Leader. Excurrent = Strong Central Leader.

⁴⁰⁸ Aesthetic (compared to standard tree of same species) : A = nearly symmetrical, healthy tree – F = Dead

Trunk dbh must be 4" to be included – cumulative diameters. *Juglans nigra*; *Platanus racemosa*; *Umbellularia californica*; native *Quercus sp.* Except scrub oaks not protected.

TREE FIELD DATA WORKSHEET (City of L.A.)

LDC Project No. 10003-001

Survey Date: 3/30/11

Tree Number: 136

GENERAL CHARACTERISTICS				
Species: <input type="checkbox"/> <i>Q. agrifolia</i> <input type="checkbox"/> <i>Q. lobata</i>			Health Rating ⁴⁰⁹ : <input type="checkbox"/> A <input type="checkbox"/> B <input type="checkbox"/> C <input checked="" type="checkbox"/> D <input type="checkbox"/> F	
<input type="checkbox"/> <i>Ca. Sycamore</i> <input type="checkbox"/> <i>Ca. Bay</i> <input checked="" type="checkbox"/> <i>Ca. Black Walnut</i>			Form: <input checked="" type="checkbox"/> symmetric <input type="checkbox"/> minor asymmetry	
Trunk Count: 2 Height (ft.): 12			<input type="checkbox"/> major asymmetry <input type="checkbox"/> stump sprout	
Trunk DBH (in.): 3, 4			<input type="checkbox"/> stag-head	
Percent Canopy Cover: 45%			Crown Class ⁴¹⁰ : <input checked="" type="checkbox"/> Decurrent <input type="checkbox"/> Excurrent	
Existing Terrain: <input type="checkbox"/> Flat <input checked="" type="checkbox"/> Slope			Age Class: <input checked="" type="checkbox"/> immature <input type="checkbox"/> semi-mature	
Aesthetic Rating ⁴¹¹ : <input type="checkbox"/> A <input type="checkbox"/> B <input type="checkbox"/> C <input checked="" type="checkbox"/> D <input type="checkbox"/> F			<input type="checkbox"/> mature <input type="checkbox"/> over-mature/senescent	
Overall Grade: <input type="checkbox"/> A <input type="checkbox"/> B <input type="checkbox"/> C <input checked="" type="checkbox"/> D <input type="checkbox"/> F			Heritage Tree: <input checked="" type="checkbox"/> No <input type="checkbox"/> Yes	
CANOPY CHARACTERISTICS			TREE HEALTH	
	Dripline Radius (Feet)	Canopy to Grade (Feet)	Wound Wood Development:	Excellent <input type="checkbox"/> Average <input type="checkbox"/> Poor <input checked="" type="checkbox"/> None <input type="checkbox"/>
N	10		Foliage Density:	<input type="checkbox"/> Normal <input checked="" type="checkbox"/> Sparse
NE			Weak crotches:	<input checked="" type="checkbox"/> No <input type="checkbox"/> Yes
E	4		Oak Pit Scale:	<input checked="" type="checkbox"/> No <input type="checkbox"/> Yes
SE			Mainstem dieback:	<input type="checkbox"/> No <input checked="" type="checkbox"/> Yes
S	3		Exposed Roots:	<input checked="" type="checkbox"/> No <input type="checkbox"/> Yes
SW			Epicormic growth:	<input type="checkbox"/> No <input checked="" type="checkbox"/> Yes
W	5		Shading Out:	<input checked="" type="checkbox"/> No <input type="checkbox"/> Yes
NW			Cavities: <input type="checkbox"/> None	<input checked="" type="checkbox"/> Trunk <input checked="" type="checkbox"/> Branch
CANOPY SPREAD (FEET):			Exfoliating Bark:	<input type="checkbox"/> No <input checked="" type="checkbox"/> Yes
PROPOSED ACTIONS			Water Pocket(s):	<input checked="" type="checkbox"/> No <input type="checkbox"/> Yes
Monitor for Progress:			Mechanical Damage:	<input type="checkbox"/> Trunk <input type="checkbox"/> Branch <input checked="" type="checkbox"/> None
Treat Infestations:			Canker/Galls:	<input type="checkbox"/> No <input checked="" type="checkbox"/> Yes
Remove Deadwood:			Fungus:	<input checked="" type="checkbox"/> No <input type="checkbox"/> Yes
Support Structure:			Vigor:	<input type="checkbox"/> Excellent <input type="checkbox"/> Average <input type="checkbox"/> Fair <input checked="" type="checkbox"/> Poor
IMPACTS & MITIGATIONS			Twig/ Branch Dieback:	<input type="checkbox"/> None <input type="checkbox"/> Minor <input checked="" type="checkbox"/> Moderate <input type="checkbox"/> Extensive
In Impacted Area: <input type="checkbox"/> Yes <input type="checkbox"/> No n/a			Leaf Size:	<input checked="" type="checkbox"/> Normal <input type="checkbox"/> Small
Proposed Land Use: n/a			Heart Rot:	<input type="checkbox"/> No <input checked="" type="checkbox"/> Yes
Impacts: n/a			Insects:	<input type="checkbox"/> Minor <input checked="" type="checkbox"/> Moderate <input type="checkbox"/> Extensive <input type="checkbox"/> None
Mitigations: n/a			Exudations:	<input checked="" type="checkbox"/> No <input type="checkbox"/> Yes

Comments & Notes: 3" trunk is dead with sprouts

⁴⁰⁹ Health: A =Outstanding; B = Above Average; C = Average; D = Below Average; F = Dead

⁴¹⁰ Decurrent = Lacking Strong Central Leader. Excurrent = Strong Central Leader.

⁴¹¹ Aesthetic (compared to standard tree of same species) : A = nearly symmetrical, healthy tree – F = Dead

Trunk dbh must be 4" to be included – cumulative diameters. *Juglans nigra*; *Platanus racemosa*; *Umbellularia californica*; native *Quercus sp.* Except scrub oaks not protected.

Survey Date: 3/30/11

Tree Number: 137

GENERAL CHARACTERISTICS				
Species: <input type="checkbox"/> <i>Q. agrifolia</i> <input type="checkbox"/> <i>Q. lobata</i>			Health Rating ⁴¹² : <input type="checkbox"/> A <input type="checkbox"/> B <input type="checkbox"/> C <input checked="" type="checkbox"/> D <input type="checkbox"/> F	
<input type="checkbox"/> <i>Ca. Sycamore</i> <input type="checkbox"/> <i>Ca. Bay</i> <input checked="" type="checkbox"/> <i>Ca. Black Walnut</i>			Form: <input type="checkbox"/> symmetric <input checked="" type="checkbox"/> minor asymmetry	
Trunk Count: 4 Height (ft.): 34			<input type="checkbox"/> major asymmetry <input type="checkbox"/> stump sprout	
Trunk DBH (in.): 6, 5.5, 6.5, 5			<input type="checkbox"/> stag-head	
Percent Canopy Cover: 50%			Crown Class ⁴¹³ : <input checked="" type="checkbox"/> Decurrent <input type="checkbox"/> Excurrent	
Existing Terrain: <input type="checkbox"/> Flat <input checked="" type="checkbox"/> Slope			Age Class: <input type="checkbox"/> immature <input type="checkbox"/> semi-mature	
Aesthetic Rating ⁴¹⁴ : <input type="checkbox"/> A <input type="checkbox"/> B <input type="checkbox"/> C <input checked="" type="checkbox"/> D <input type="checkbox"/> F			<input checked="" type="checkbox"/> mature <input type="checkbox"/> over-mature/senescent	
Overall Grade: <input type="checkbox"/> A <input type="checkbox"/> B <input type="checkbox"/> C <input checked="" type="checkbox"/> D <input type="checkbox"/> F			Heritage Tree: <input checked="" type="checkbox"/> No <input type="checkbox"/> Yes	
CANOPY CHARACTERISTICS			TREE HEALTH	
	Dripline Radius (Feet)	Canopy to Grade (Feet)	Wound Wood Development:	Excellent <input type="checkbox"/> Average <input checked="" type="checkbox"/> Poor <input type="checkbox"/> None <input type="checkbox"/>
N	21		Foliage Density:	<input type="checkbox"/> Normal <input checked="" type="checkbox"/> Sparse
NE			Weak crotches:	<input checked="" type="checkbox"/> No <input type="checkbox"/> Yes
E	16		Oak Pit Scale:	<input checked="" type="checkbox"/> No <input type="checkbox"/> Yes
SE			Mainstem dieback:	<input checked="" type="checkbox"/> No <input type="checkbox"/> Yes
S	16		Exposed Roots:	<input checked="" type="checkbox"/> No <input type="checkbox"/> Yes
SW			Epicormic growth:	<input type="checkbox"/> No <input checked="" type="checkbox"/> Yes
W	23		Shading Out:	<input checked="" type="checkbox"/> No <input type="checkbox"/> Yes
NW			Cavities: <input type="checkbox"/> None <input checked="" type="checkbox"/> Trunk <input type="checkbox"/> Branch	
CANOPY SPREAD (FEET):			Exfoliating Bark:	<input checked="" type="checkbox"/> No <input type="checkbox"/> Yes
PROPOSED ACTIONS			Water Pocket(s):	<input checked="" type="checkbox"/> No <input type="checkbox"/> Yes
Monitor for Progress: <input checked="" type="checkbox"/> Yes <input type="checkbox"/> No			Mechanical Damage:	<input type="checkbox"/> Trunk <input type="checkbox"/> Branch <input checked="" type="checkbox"/> None
Treat Infestations: <input type="checkbox"/> Yes <input type="checkbox"/> No			Canker/Galls:	<input type="checkbox"/> No <input checked="" type="checkbox"/> Yes
Remove Deadwood: <input type="checkbox"/> Yes <input type="checkbox"/> No			Fungus:	<input checked="" type="checkbox"/> No <input type="checkbox"/> Yes
Support Structure: <input type="checkbox"/> Yes <input type="checkbox"/> No			Vigor:	<input type="checkbox"/> Excellent <input type="checkbox"/> Average <input checked="" type="checkbox"/> Fair <input type="checkbox"/> Poor
IMPACTS & MITIGATIONS			Twig/ Branch Dieback:	<input type="checkbox"/> None <input type="checkbox"/> Minor <input checked="" type="checkbox"/> Moderate <input type="checkbox"/> Extensive
In Impacted Area: <input type="checkbox"/> Yes <input type="checkbox"/> No n/a			Leaf Size:	<input checked="" type="checkbox"/> Normal <input type="checkbox"/> Small
Proposed Land Use: n/a			Heart Rot:	<input checked="" type="checkbox"/> No <input type="checkbox"/> Yes
Impacts: n/a			Insects:	<input checked="" type="checkbox"/> Minor <input type="checkbox"/> Moderate <input type="checkbox"/> Extensive <input type="checkbox"/> None
Mitigations: n/a			Exudations:	<input checked="" type="checkbox"/> No <input type="checkbox"/> Yes

Comments & Notes: Dripline measurements were estimated due to poison oak, NOT TAGGED due to poison oak all around the tree; survey is estimated

⁴¹² Health: A = Outstanding; B = Above Average; C = Average; D = Below Average; F = Dead

⁴¹³ Decurrent = Lacking Strong Central Leader. Excurrent = Strong Central Leader.

⁴¹⁴ Aesthetic (compared to standard tree of same species) : A = nearly symmetrical, healthy tree – F = Dead

Trunk dbh must be 4" to be included – cumulative diameters. *Juglans nigra*; *Platanus racemosa*; *Umbellularia californica*; native *Quercus sp.* Except scrub oaks not protected.

TREE FIELD DATA WORKSHEET (City of L.A.)

LDC Project No. 10003-001

Survey Date: 3/30/11

Tree Number: 138

GENERAL CHARACTERISTICS				
Species: <input type="checkbox"/> <i>Q. agrifolia</i> <input type="checkbox"/> <i>Q. lobata</i>			Health Rating ⁴¹⁵ : <input type="checkbox"/> A <input type="checkbox"/> B <input type="checkbox"/> C <input checked="" type="checkbox"/> D <input type="checkbox"/> F	
<input type="checkbox"/> <i>Ca. Sycamore</i> <input type="checkbox"/> <i>Ca. Bay</i> <input checked="" type="checkbox"/> <i>Ca. Black Walnut</i>			Form: <input type="checkbox"/> symmetric <input type="checkbox"/> minor asymmetry	
Trunk Count: 1 Height (ft.): 18			<input checked="" type="checkbox"/> major asymmetry <input type="checkbox"/> stump sprout	
Trunk DBH (in.): 4			<input type="checkbox"/> stag-head	
Percent Canopy Cover: 40			Crown Class ⁴¹⁶ : <input checked="" type="checkbox"/> Decurrent <input type="checkbox"/> Excurrent	
Existing Terrain: <input type="checkbox"/> Flat <input checked="" type="checkbox"/> Slope			Age Class: <input checked="" type="checkbox"/> immature <input type="checkbox"/> semi-mature	
Aesthetic Rating ⁴¹⁷ : <input type="checkbox"/> A <input type="checkbox"/> B <input type="checkbox"/> C <input checked="" type="checkbox"/> D <input type="checkbox"/> F			<input type="checkbox"/> mature <input type="checkbox"/> over-mature/senescent	
Overall Grade: <input type="checkbox"/> A <input type="checkbox"/> B <input type="checkbox"/> C <input checked="" type="checkbox"/> D <input type="checkbox"/> F			Heritage Tree: <input checked="" type="checkbox"/> No <input type="checkbox"/> Yes	
CANOPY CHARACTERISTICS			TREE HEALTH	
	Dripline Radius (Feet)	Canopy to Grade (Feet)	Wound Wood Development:	Excellent <input type="checkbox"/> Average <input checked="" type="checkbox"/> Poor <input type="checkbox"/> None <input type="checkbox"/>
N	2		Foliage Density:	<input checked="" type="checkbox"/> Normal <input type="checkbox"/> Sparse
NE			Weak crotches:	<input checked="" type="checkbox"/> No <input type="checkbox"/> Yes
E	10		Oak Pit Scale:	<input checked="" type="checkbox"/> No <input type="checkbox"/> Yes
SE			Mainstem dieback:	<input checked="" type="checkbox"/> No <input type="checkbox"/> Yes
S	10		Exposed Roots:	<input checked="" type="checkbox"/> No <input type="checkbox"/> Yes
SW			Epicormic growth:	<input checked="" type="checkbox"/> No <input type="checkbox"/> Yes
W	0		Shading Out:	<input type="checkbox"/> No <input checked="" type="checkbox"/> Yes
NW			Cavities: <input checked="" type="checkbox"/> None	<input type="checkbox"/> Trunk <input type="checkbox"/> Branch
CANOPY SPREAD (FEET):			Exfoliating Bark:	<input checked="" type="checkbox"/> No <input type="checkbox"/> Yes
PROPOSED ACTIONS			Water Pocket(s):	<input checked="" type="checkbox"/> No <input type="checkbox"/> Yes
Monitor for Progress: <input checked="" type="checkbox"/> Yes <input type="checkbox"/> No			Mechanical Damage:	<input type="checkbox"/> Trunk <input type="checkbox"/> Branch <input checked="" type="checkbox"/> None
Treat Infestations: <input type="checkbox"/> Yes <input type="checkbox"/> No			Canker/Galls:	<input type="checkbox"/> No <input checked="" type="checkbox"/> Yes
Remove Deadwood: <input type="checkbox"/> Yes <input type="checkbox"/> No			Fungus:	<input checked="" type="checkbox"/> No <input type="checkbox"/> Yes
Support Structure: <input type="checkbox"/> Yes <input type="checkbox"/> No			Vigor:	<input type="checkbox"/> Excellent <input type="checkbox"/> Average <input checked="" type="checkbox"/> Fair <input type="checkbox"/> Poor
IMPACTS & MITIGATIONS			Twig/ Branch Dieback:	<input type="checkbox"/> None <input checked="" type="checkbox"/> Minor <input type="checkbox"/> Moderate <input type="checkbox"/> Extensive
In Impacted Area: <input type="checkbox"/> Yes <input type="checkbox"/> No n/a			Leaf Size:	<input checked="" type="checkbox"/> Normal <input type="checkbox"/> Small
Proposed Land Use: n/a			Heart Rot:	<input checked="" type="checkbox"/> No <input type="checkbox"/> Yes
Impacts: n/a			Insects:	<input checked="" type="checkbox"/> Minor <input type="checkbox"/> Moderate <input type="checkbox"/> Extensive <input type="checkbox"/> None
Mitigations: n/a			Exudations:	<input checked="" type="checkbox"/> No <input type="checkbox"/> Yes

Comments & Notes: NOT TAGGED due to poison oak- surveyd at distance

⁴¹⁵ Health: A =Outstanding; B = Above Average; C = Average; D = Below Average; F = Dead

⁴¹⁶ Decurrent = Lacking Strong Central Leader. Excurrent = Strong Central Leader.

⁴¹⁷ Aesthetic (compared to standard tree of same species) : A = nearly symmetrical, healthy tree – F = Dead

Trunk dbh must be 4" to be included – cumulative diameters. *Juglans nigra*; *Platanus racemosa*; *Umbellularia californica*; native *Quercus sp.* Except scrub oaks not protected.

TREE FIELD DATA WORKSHEET (City of L.A.)

LDC Project No. 10003-001

Survey Date: 3/30/11

Tree Number: 139

GENERAL CHARACTERISTICS				
Species: <input type="checkbox"/> <i>Q. agrifolia</i> <input type="checkbox"/> <i>Q. lobata</i>			Health Rating ⁴¹⁸ : <input type="checkbox"/> A <input type="checkbox"/> B <input type="checkbox"/> C <input checked="" type="checkbox"/> D <input type="checkbox"/> F	
<input type="checkbox"/> <i>Ca. Sycamore</i> <input type="checkbox"/> <i>Ca. Bay</i> <input checked="" type="checkbox"/> <i>Ca. Black Walnut</i>			Form: <input type="checkbox"/> symmetric <input type="checkbox"/> minor asymmetry	
Trunk Count: 1 Height (ft.): 26			<input checked="" type="checkbox"/> major asymmetry <input type="checkbox"/> stump sprout	
Trunk DBH (in.): 5			<input type="checkbox"/> stag-head	
Percent Canopy Cover: 40%			Crown Class ⁴¹⁹ : <input checked="" type="checkbox"/> Decurrent <input type="checkbox"/> Excurrent	
Existing Terrain: <input type="checkbox"/> Flat <input checked="" type="checkbox"/> Slope			Age Class: <input type="checkbox"/> immature <input checked="" type="checkbox"/> semi-mature	
Aesthetic Rating ⁴²⁰ : <input type="checkbox"/> A <input type="checkbox"/> B <input type="checkbox"/> C <input checked="" type="checkbox"/> D <input type="checkbox"/> F			<input type="checkbox"/> mature <input type="checkbox"/> over-mature/senescent	
Overall Grade: <input type="checkbox"/> A <input type="checkbox"/> B <input type="checkbox"/> C <input checked="" type="checkbox"/> D <input type="checkbox"/> F			Heritage Tree: <input checked="" type="checkbox"/> No <input type="checkbox"/> Yes	
CANOPY CHARACTERISTICS			TREE HEALTH	
	Dripline Radius (Feet)	Canopy to Grade (Feet)	Wound Wood Development:	Excellent <input type="checkbox"/> Average <input checked="" type="checkbox"/> Poor <input type="checkbox"/> None <input type="checkbox"/>
N	8		Foliage Density:	<input type="checkbox"/> Normal <input checked="" type="checkbox"/> Sparse
NE			Weak crotches:	<input checked="" type="checkbox"/> No <input type="checkbox"/> Yes
E	0		Oak Pit Scale:	<input checked="" type="checkbox"/> No <input type="checkbox"/> Yes
SE			Mainstem dieback:	<input type="checkbox"/> No <input checked="" type="checkbox"/> Yes
S	0		Exposed Roots:	<input checked="" type="checkbox"/> No <input type="checkbox"/> Yes
SW			Epicormic growth:	<input type="checkbox"/> No <input checked="" type="checkbox"/> Yes
W	13		Shading Out:	<input type="checkbox"/> No <input checked="" type="checkbox"/> Yes
NW			Cavities: <input checked="" type="checkbox"/> None	<input type="checkbox"/> Trunk <input type="checkbox"/> Branch
CANOPY SPREAD (FEET):			Exfoliating Bark:	<input checked="" type="checkbox"/> No <input type="checkbox"/> Yes
PROPOSED ACTIONS			Water Pocket(s):	<input checked="" type="checkbox"/> No <input type="checkbox"/> Yes
Monitor for Progress: <input checked="" type="checkbox"/> Yes <input type="checkbox"/> No			Mechanical Damage:	<input type="checkbox"/> Trunk <input type="checkbox"/> Branch <input checked="" type="checkbox"/> None
Treat Infestations: <input type="checkbox"/> Yes <input type="checkbox"/> No			Canker/Galls:	<input type="checkbox"/> No <input checked="" type="checkbox"/> Yes
Remove Deadwood: <input type="checkbox"/> Yes <input type="checkbox"/> No			Fungus:	<input checked="" type="checkbox"/> No <input type="checkbox"/> Yes
Support Structure: <input type="checkbox"/> Yes <input type="checkbox"/> No			Vigor:	<input type="checkbox"/> Excellent <input type="checkbox"/> Average <input checked="" type="checkbox"/> Fair <input type="checkbox"/> Poor
IMPACTS & MITIGATIONS			Twig/ Branch Dieback:	<input type="checkbox"/> None <input type="checkbox"/> Minor <input checked="" type="checkbox"/> Moderate <input type="checkbox"/> Extensive
In Impacted Area: <input type="checkbox"/> Yes <input type="checkbox"/> No n/a			Leaf Size:	<input checked="" type="checkbox"/> Normal <input type="checkbox"/> Small
Proposed Land Use: n/a			Heart Rot:	<input checked="" type="checkbox"/> No <input type="checkbox"/> Yes
Impacts: n/a			Insects:	<input checked="" type="checkbox"/> Minor <input type="checkbox"/> Moderate <input type="checkbox"/> Extensive <input type="checkbox"/> None
Mitigations: n/a			Exudations:	<input checked="" type="checkbox"/> No <input type="checkbox"/> Yes

Comments & Notes:

⁴¹⁸ Health: A =Outstanding; B = Above Average; C = Average; D = Below Average; F = Dead

⁴¹⁹ Decurrent = Lacking Strong Central Leader. Excurrent = Strong Central Leader.

⁴²⁰ Aesthetic (compared to standard tree of same species) : A = nearly symmetrical, healthy tree – F = Dead

Trunk dbh must be 4" to be included – cumulative diameters. *Juglans nigra*; *Platanus racemosa*; *Umbellularia californica*; native *Quercus sp.* Except scrub oaks not protected.

Survey Date: 3/30/11

Tree Number: 140

GENERAL CHARACTERISTICS				
Species: <input type="checkbox"/> <i>Q. agrifolia</i> <input type="checkbox"/> <i>Q. lobata</i>			Health Rating ⁴²¹ : <input type="checkbox"/> A <input type="checkbox"/> B <input type="checkbox"/> C <input checked="" type="checkbox"/> D <input type="checkbox"/> F	
<input type="checkbox"/> <i>Ca. Sycamore</i> <input type="checkbox"/> <i>Ca. Bay</i> <input checked="" type="checkbox"/> <i>Ca. Black Walnut</i>			Form: <input checked="" type="checkbox"/> symmetric <input type="checkbox"/> minor asymmetry	
Trunk Count: 1 Height (ft.): 23			<input type="checkbox"/> major asymmetry <input type="checkbox"/> stump sprout	
Trunk DBH (in.): 5			<input type="checkbox"/> stag-head	
Percent Canopy Cover: 75%			Crown Class ⁴²² : <input checked="" type="checkbox"/> Decurrent <input type="checkbox"/> Excurrent	
Existing Terrain: <input type="checkbox"/> Flat <input checked="" type="checkbox"/> Slope			Age Class: <input type="checkbox"/> immature <input checked="" type="checkbox"/> semi-mature	
Aesthetic Rating ⁴²³ : <input type="checkbox"/> A <input type="checkbox"/> B <input type="checkbox"/> C <input checked="" type="checkbox"/> D <input type="checkbox"/> F			<input type="checkbox"/> mature <input type="checkbox"/> over-mature/senescent	
Overall Grade: <input type="checkbox"/> A <input type="checkbox"/> B <input type="checkbox"/> C <input checked="" type="checkbox"/> D <input type="checkbox"/> F			Heritage Tree: <input checked="" type="checkbox"/> No <input type="checkbox"/> Yes	
CANOPY CHARACTERISTICS			TREE HEALTH	
	Dripline Radius (Feet)	Canopy to Grade (Feet)	Wound Wood Development:	Excellent <input type="checkbox"/> Average <input checked="" type="checkbox"/> Poor <input type="checkbox"/> None <input type="checkbox"/>
N	8		Foliage Density:	<input checked="" type="checkbox"/> Normal <input type="checkbox"/> Sparse
NE			Weak crotches:	<input checked="" type="checkbox"/> No <input type="checkbox"/> Yes
E	8		Oak Pit Scale:	<input checked="" type="checkbox"/> No <input type="checkbox"/> Yes
SE			Mainstem dieback:	<input type="checkbox"/> No <input checked="" type="checkbox"/> Yes
S	3		Exposed Roots:	<input checked="" type="checkbox"/> No <input type="checkbox"/> Yes
SW			Epicormic growth:	<input checked="" type="checkbox"/> No <input type="checkbox"/> Yes
W	8		Shading Out:	<input type="checkbox"/> No <input checked="" type="checkbox"/> Yes
NW			Cavities: <input type="checkbox"/> None <input checked="" type="checkbox"/> Trunk <input type="checkbox"/> Branch	
CANOPY SPREAD (FEET):			Exfoliating Bark:	<input checked="" type="checkbox"/> No <input type="checkbox"/> Yes
PROPOSED ACTIONS			Water Pocket(s):	<input type="checkbox"/> No <input checked="" type="checkbox"/> Yes
Monitor for Progress: <input checked="" type="checkbox"/> Yes <input type="checkbox"/> No			Mechanical Damage:	<input type="checkbox"/> Trunk <input type="checkbox"/> Branch <input checked="" type="checkbox"/> None
Treat Infestations: <input type="checkbox"/> Yes <input type="checkbox"/> No			Canker/Galls:	<input type="checkbox"/> No <input checked="" type="checkbox"/> Yes
Remove Deadwood: <input type="checkbox"/> Yes <input type="checkbox"/> No			Fungus:	<input checked="" type="checkbox"/> No <input type="checkbox"/> Yes
Support Structure: <input type="checkbox"/> Yes <input type="checkbox"/> No			Vigor:	<input type="checkbox"/> Excellent <input type="checkbox"/> Average <input checked="" type="checkbox"/> Fair <input type="checkbox"/> Poor
IMPACTS & MITIGATIONS			Twig/ Branch Dieback:	<input type="checkbox"/> None <input type="checkbox"/> Minor <input checked="" type="checkbox"/> Moderate <input type="checkbox"/> Extensive
In Impacted Area: <input type="checkbox"/> Yes <input type="checkbox"/> No n/a			Leaf Size:	<input checked="" type="checkbox"/> Normal <input type="checkbox"/> Small
Proposed Land Use: n/a			Heart Rot:	<input type="checkbox"/> No <input checked="" type="checkbox"/> Yes
Impacts: n/a			Insects:	<input checked="" type="checkbox"/> Minor <input type="checkbox"/> Moderate <input type="checkbox"/> Extensive <input type="checkbox"/> None
Mitigations: n/a			Exudations:	<input checked="" type="checkbox"/> No <input type="checkbox"/> Yes

Comments & Notes: 2 dead trunks- basal cavity; upper canopy dead

⁴²¹ Health: A =Outstanding; B = Above Average; C = Average; D = Below Average; F = Dead

⁴²² Decurrent = Lacking Strong Central Leader. Excurrent = Strong Central Leader.

⁴²³ Aesthetic (compared to standard tree of same species) : A = nearly symmetrical, healthy tree – F = Dead

Trunk dbh must be 4" to be included – cumulative diameters. *Juglans nigra*; *Platanus racemosa*; *Umbellularia californica*; native *Quercus sp.* Except scrub oaks not protected.

TREE FIELD DATA WORKSHEET (City of L.A.)

LDC Project No. 10003-001

Survey Date: 3/30/11

Tree Number: 141

GENERAL CHARACTERISTICS				
Species: <input type="checkbox"/> <i>Q. agrifolia</i> <input type="checkbox"/> <i>Q. lobata</i>			Health Rating ⁴²⁴ : <input type="checkbox"/> A <input type="checkbox"/> B <input type="checkbox"/> C <input checked="" type="checkbox"/> D <input type="checkbox"/> F	
<input type="checkbox"/> <i>Ca. Sycamore</i> <input type="checkbox"/> <i>Ca. Bay</i> <input checked="" type="checkbox"/> <i>Ca. Black Walnut</i>			Form: <input type="checkbox"/> symmetric <input type="checkbox"/> minor asymmetry	
Trunk Count: 1 Height (ft.): 16			<input checked="" type="checkbox"/> major asymmetry <input type="checkbox"/> stump sprout	
Trunk DBH (in.): 5			<input type="checkbox"/> stag-head	
Percent Canopy Cover: 450%			Crown Class ⁴²⁵ : <input checked="" type="checkbox"/> Decurrent <input type="checkbox"/> Excurrent	
Existing Terrain: <input type="checkbox"/> Flat <input checked="" type="checkbox"/> Slope			Age Class: <input type="checkbox"/> immature <input checked="" type="checkbox"/> semi-mature	
Aesthetic Rating ⁴²⁶ : <input type="checkbox"/> A <input type="checkbox"/> B <input type="checkbox"/> C <input checked="" type="checkbox"/> D <input type="checkbox"/> F			<input type="checkbox"/> mature <input type="checkbox"/> over-mature/senescent	
Overall Grade: <input type="checkbox"/> A <input type="checkbox"/> B <input type="checkbox"/> C <input checked="" type="checkbox"/> D <input type="checkbox"/> F			Heritage Tree: <input checked="" type="checkbox"/> No <input type="checkbox"/> Yes	
CANOPY CHARACTERISTICS			TREE HEALTH	
	Dripline Radius (Feet)	Canopy to Grade (Feet)	Wound Wood Development:	Excellent <input type="checkbox"/> Average <input checked="" type="checkbox"/> Poor <input type="checkbox"/> None <input type="checkbox"/>
N	18		Foliage Density:	<input checked="" type="checkbox"/> Normal <input type="checkbox"/> Sparse
NE			Weak crotches:	<input checked="" type="checkbox"/> No <input type="checkbox"/> Yes
E	4		Oak Pit Scale:	<input checked="" type="checkbox"/> No <input type="checkbox"/> Yes
SE			Mainstem dieback:	<input type="checkbox"/> No <input checked="" type="checkbox"/> Yes
S	0		Exposed Roots:	<input checked="" type="checkbox"/> No <input type="checkbox"/> Yes
SW			Epicormic growth:	<input type="checkbox"/> No <input checked="" type="checkbox"/> Yes
W	0		Shading Out:	<input type="checkbox"/> No <input checked="" type="checkbox"/> Yes
NW			Cavities: <input type="checkbox"/> None	<input checked="" type="checkbox"/> Trunk <input checked="" type="checkbox"/> Branch
CANOPY SPREAD (FEET):			Exfoliating Bark:	<input checked="" type="checkbox"/> No <input type="checkbox"/> Yes
PROPOSED ACTIONS			Water Pocket(s):	<input checked="" type="checkbox"/> No <input type="checkbox"/> Yes
Monitor for Progress: <input checked="" type="checkbox"/> Yes <input type="checkbox"/> No			Mechanical Damage:	<input type="checkbox"/> Trunk <input type="checkbox"/> Branch <input checked="" type="checkbox"/> None
Treat Infestations: <input type="checkbox"/> Yes <input type="checkbox"/> No			Canker/Galls:	<input type="checkbox"/> No <input checked="" type="checkbox"/> Yes
Remove Deadwood: <input type="checkbox"/> Yes <input type="checkbox"/> No			Fungus:	<input checked="" type="checkbox"/> No <input type="checkbox"/> Yes
Support Structure: <input type="checkbox"/> Yes <input type="checkbox"/> No			Vigor:	<input type="checkbox"/> Excellent <input type="checkbox"/> Average <input checked="" type="checkbox"/> Fair <input type="checkbox"/> Poor
IMPACTS & MITIGATIONS			Twig/ Branch Dieback:	<input type="checkbox"/> None <input type="checkbox"/> Minor <input checked="" type="checkbox"/> Moderate <input type="checkbox"/> Extensive
In Impacted Area: <input type="checkbox"/> Yes <input type="checkbox"/> No n/a			Leaf Size:	<input checked="" type="checkbox"/> Normal <input type="checkbox"/> Small
Proposed Land Use: n/a			Heart Rot:	<input type="checkbox"/> No <input checked="" type="checkbox"/> Yes
Impacts: n/a			Insects:	<input checked="" type="checkbox"/> Minor <input type="checkbox"/> Moderate <input type="checkbox"/> Extensive <input type="checkbox"/> None
Mitigations: n/a			Exudations:	<input checked="" type="checkbox"/> No <input type="checkbox"/> Yes

Comments & Notes: Leans north

⁴²⁴ Health: A =Outstanding; B = Above Average; C = Average; D = Below Average; F = Dead

⁴²⁵ Decurrent = Lacking Strong Central Leader. Excurrent = Strong Central Leader.

⁴²⁶ Aesthetic (compared to standard tree of same species) : A = nearly symmetrical, healthy tree – F = Dead

Trunk dbh must be 4" to be included – cumulative diameters. *Juglans nigra*; *Platanus racemosa*; *Umbellularia californica*; native *Quercus sp.* Except scrub oaks not protected.

Survey Date: 3/30/11

Tree Number: 142

GENERAL CHARACTERISTICS				
Species: <input type="checkbox"/> <i>Q. agrifolia</i> <input type="checkbox"/> <i>Q. lobata</i>			Health Rating ⁴²⁷ : <input type="checkbox"/> A <input type="checkbox"/> B <input type="checkbox"/> C <input checked="" type="checkbox"/> D <input type="checkbox"/> F	
<input type="checkbox"/> <i>Ca. Sycamore</i> <input type="checkbox"/> <i>Ca. Bay</i> <input checked="" type="checkbox"/> <i>Ca. Black Walnut</i>			Form: <input type="checkbox"/> symmetric <input checked="" type="checkbox"/> minor asymmetry	
Trunk Count: 4 Height (ft.): 25			<input type="checkbox"/> major asymmetry <input type="checkbox"/> stump sprout	
Trunk DBH (in.): 4, 4, 4, 5			<input type="checkbox"/> stag-head	
Percent Canopy Cover: 70%			Crown Class ⁴²⁸ : <input checked="" type="checkbox"/> Decurrent <input type="checkbox"/> Excurrent	
Existing Terrain: <input type="checkbox"/> Flat <input checked="" type="checkbox"/> Slope			Age Class: <input type="checkbox"/> immature <input checked="" type="checkbox"/> semi-mature	
Aesthetic Rating ⁴²⁹ : <input type="checkbox"/> A <input type="checkbox"/> B <input type="checkbox"/> C <input checked="" type="checkbox"/> D <input type="checkbox"/> F			<input type="checkbox"/> mature <input type="checkbox"/> over-mature/senescent	
Overall Grade: <input type="checkbox"/> A <input type="checkbox"/> B <input type="checkbox"/> C <input checked="" type="checkbox"/> D <input type="checkbox"/> F			Heritage Tree: <input checked="" type="checkbox"/> No <input type="checkbox"/> Yes	
CANOPY CHARACTERISTICS			TREE HEALTH	
	Dripline Radius (Feet)	Canopy to Grade (Feet)	Wound Wood Development:	Excellent <input type="checkbox"/> Average <input checked="" type="checkbox"/> Poor <input type="checkbox"/> None <input type="checkbox"/>
N	4		Foliage Density:	<input checked="" type="checkbox"/> Normal <input type="checkbox"/> Sparse
NE			Weak crotches:	<input checked="" type="checkbox"/> No <input type="checkbox"/> Yes
E	12		Oak Pit Scale:	<input checked="" type="checkbox"/> No <input type="checkbox"/> Yes
SE			Mainstem dieback:	<input type="checkbox"/> No <input checked="" type="checkbox"/> Yes
S	6		Exposed Roots:	<input checked="" type="checkbox"/> No <input type="checkbox"/> Yes
SW			Epicormic growth:	<input type="checkbox"/> No <input checked="" type="checkbox"/> Yes
W	12		Shading Out:	<input type="checkbox"/> No <input checked="" type="checkbox"/> Yes
NW			Cavities: <input checked="" type="checkbox"/> None	<input type="checkbox"/> Trunk <input type="checkbox"/> Branch
CANOPY SPREAD (FEET):			Exfoliating Bark:	<input checked="" type="checkbox"/> No <input type="checkbox"/> Yes
PROPOSED ACTIONS			Water Pocket(s):	<input checked="" type="checkbox"/> No <input type="checkbox"/> Yes
Monitor for Progress: <input checked="" type="checkbox"/> Yes <input type="checkbox"/> No			Mechanical Damage:	<input type="checkbox"/> Trunk <input type="checkbox"/> Branch <input checked="" type="checkbox"/> None
Treat Infestations: <input type="checkbox"/> Yes <input type="checkbox"/> No			Canker/Galls:	<input type="checkbox"/> No <input checked="" type="checkbox"/> Yes
Remove Deadwood: <input type="checkbox"/> Yes <input type="checkbox"/> No			Fungus:	<input checked="" type="checkbox"/> No <input type="checkbox"/> Yes
Support Structure: <input type="checkbox"/> Yes <input type="checkbox"/> No			Vigor:	<input type="checkbox"/> Excellent <input type="checkbox"/> Average <input checked="" type="checkbox"/> Fair <input type="checkbox"/> Poor
IMPACTS & MITIGATIONS			Twig/ Branch Dieback:	<input type="checkbox"/> None <input type="checkbox"/> Minor <input checked="" type="checkbox"/> Moderate <input type="checkbox"/> Extensive
In Impacted Area: <input type="checkbox"/> Yes <input type="checkbox"/> No n/a			Leaf Size:	<input checked="" type="checkbox"/> Normal <input type="checkbox"/> Small
Proposed Land Use: n/a			Heart Rot:	<input type="checkbox"/> No <input checked="" type="checkbox"/> Yes
Impacts: n/a			Insects:	<input type="checkbox"/> Minor <input checked="" type="checkbox"/> Moderate <input type="checkbox"/> Extensive <input type="checkbox"/> None
Mitigations: n/a			Exudations:	<input checked="" type="checkbox"/> No <input type="checkbox"/> Yes

Comments & Notes: NOT TAGGED due to poison oak; surveyed at distance due to poison oak.

⁴²⁷ Health: A = Outstanding; B = Above Average; C = Average; D = Below Average; F = Dead

⁴²⁸ Decurrent = Lacking Strong Central Leader. Excurrent = Strong Central Leader.

⁴²⁹ Aesthetic (compared to standard tree of same species) : A = nearly symmetrical, healthy tree – F = Dead

Trunk dbh must be 4" to be included – cumulative diameters. *Juglans nigra*; *Platanus racemosa*; *Umbellularia californica*; native *Quercus sp.* Except scrub oaks not protected.

TREE FIELD DATA WORKSHEET (City of L.A.)

LDC Project No. 10003-001

Survey Date: 3/30/11

Tree Number: 143

GENERAL CHARACTERISTICS					
Species: <input type="checkbox"/> <i>Q. agrifolia</i> <input type="checkbox"/> <i>Q. lobata</i>			Health Rating ⁴³⁰ : <input type="checkbox"/> A <input type="checkbox"/> B <input type="checkbox"/> C <input checked="" type="checkbox"/> D <input type="checkbox"/> F		
<input type="checkbox"/> <i>Ca. Sycamore</i> <input type="checkbox"/> <i>Ca. Bay</i> <input checked="" type="checkbox"/> <i>Ca. Black Walnut</i>			Form: <input type="checkbox"/> symmetric <input type="checkbox"/> minor asymmetry		
Trunk Count: 3 Height (ft.): 18			<input checked="" type="checkbox"/> major asymmetry <input type="checkbox"/> stump sprout		
Trunk DBH (in.): 5, 4, 3			<input type="checkbox"/> stag-head		
Percent Canopy Cover: 50%			Crown Class ⁴³¹ : <input checked="" type="checkbox"/> Decurrent <input type="checkbox"/> Excurrent		
Existing Terrain: <input type="checkbox"/> Flat <input checked="" type="checkbox"/> Slope			Age Class: <input type="checkbox"/> immature <input checked="" type="checkbox"/> semi-mature		
Aesthetic Rating ⁴³² : <input type="checkbox"/> A <input type="checkbox"/> B <input type="checkbox"/> C <input checked="" type="checkbox"/> D <input type="checkbox"/> F			<input type="checkbox"/> mature <input type="checkbox"/> over-mature/senescent		
Overall Grade: <input type="checkbox"/> A <input type="checkbox"/> B <input type="checkbox"/> C <input checked="" type="checkbox"/> D <input type="checkbox"/> F			Heritage Tree: <input checked="" type="checkbox"/> No <input type="checkbox"/> Yes		
CANOPY CHARACTERISTICS			TREE HEALTH		
	Dripline Radius (Feet)	Canopy to Grade (Feet)	Wound Wood Development:	Excellent <input type="checkbox"/> Average <input type="checkbox"/> Poor <input checked="" type="checkbox"/> None <input type="checkbox"/>	
N	2		Foliage Density:	<input checked="" type="checkbox"/> Normal <input type="checkbox"/> Sparse	
NE			Weak crotches:	<input checked="" type="checkbox"/> No <input type="checkbox"/> Yes	
E	12		Oak Pit Scale:	<input checked="" type="checkbox"/> No <input type="checkbox"/> Yes	
SE			Mainstem dieback:	<input type="checkbox"/> No <input checked="" type="checkbox"/> Yes	
S	18		Exposed Roots:	<input checked="" type="checkbox"/> No <input type="checkbox"/> Yes	
SW			Epicormic growth:	<input type="checkbox"/> No <input checked="" type="checkbox"/> Yes	
W	0		Shading Out:	<input type="checkbox"/> No <input checked="" type="checkbox"/> Yes	
NW			Cavities: <input checked="" type="checkbox"/> None <input type="checkbox"/> Trunk <input type="checkbox"/> Branch		
CANOPY SPREAD (FEET):			Exfoliating Bark:	<input checked="" type="checkbox"/> No <input type="checkbox"/> Yes	
PROPOSED ACTIONS			Water Pocket(s):	<input checked="" type="checkbox"/> No <input type="checkbox"/> Yes	
Monitor for Progress: <input checked="" type="checkbox"/> Yes <input type="checkbox"/> No			Mechanical Damage:	<input type="checkbox"/> Trunk <input type="checkbox"/> Branch <input checked="" type="checkbox"/> None	
Treat Infestations: <input type="checkbox"/> Yes <input type="checkbox"/> No			Canker/Galls:	<input type="checkbox"/> No <input checked="" type="checkbox"/> Yes	
Remove Deadwood: <input type="checkbox"/> Yes <input type="checkbox"/> No			Fungus:	<input checked="" type="checkbox"/> No <input type="checkbox"/> Yes	
Support Structure: <input type="checkbox"/> Yes <input type="checkbox"/> No			Vigor:	<input type="checkbox"/> Excellent <input type="checkbox"/> Average <input checked="" type="checkbox"/> Fair <input type="checkbox"/> Poor	
IMPACTS & MITIGATIONS			Twig/ Branch Dieback:	<input type="checkbox"/> None <input type="checkbox"/> Minor <input checked="" type="checkbox"/> Moderate <input type="checkbox"/> Extensive	
In Impacted Area: <input type="checkbox"/> Yes <input type="checkbox"/> No n/a			Leaf Size:	<input checked="" type="checkbox"/> Normal <input type="checkbox"/> Small	
Proposed Land Use: n/a			Heart Rot:	<input checked="" type="checkbox"/> No <input type="checkbox"/> Yes	
Impacts: n/a			Insects:	<input checked="" type="checkbox"/> Minor <input type="checkbox"/> Moderate <input type="checkbox"/> Extensive <input type="checkbox"/> None	
Mitigations: n/a			Exudations:	<input checked="" type="checkbox"/> No <input type="checkbox"/> Yes	

Comments & Notes: NOT TAGGED due to poison oak, 1 dead trunk-basal cavity

⁴³⁰ Health: A = Outstanding; B = Above Average; C = Average; D = Below Average; F = Dead

⁴³¹ Decurrent = Lacking Strong Central Leader. Excurrent = Strong Central Leader.

⁴³² Aesthetic (compared to standard tree of same species) : A = nearly symmetrical, healthy tree – F = Dead

Trunk dbh must be 4" to be included – cumulative diameters. *Juglans nigra*; *Platanus racemosa*; *Umbellularia californica*; native *Quercus sp.* Except scrub oaks not protected.

Survey Date: 3/30/11

Tree Number: 144

GENERAL CHARACTERISTICS				
Species: <input type="checkbox"/> <i>Q. agrifolia</i> <input type="checkbox"/> <i>Q. lobata</i>			Health Rating ⁴³³ : <input type="checkbox"/> A <input type="checkbox"/> B <input type="checkbox"/> C <input checked="" type="checkbox"/> D <input type="checkbox"/> F	
<input type="checkbox"/> <i>Ca. Sycamore</i> <input type="checkbox"/> <i>Ca. Bay</i> <input checked="" type="checkbox"/> <i>Ca. Black Walnut</i>			Form: <input type="checkbox"/> symmetric <input type="checkbox"/> minor asymmetry	
Trunk Count: 4 Height (ft.): 20			<input checked="" type="checkbox"/> major asymmetry <input type="checkbox"/> stump sprout	
Trunk DBH (in.): 1.5, 5, 5.5, 3			<input type="checkbox"/> stag-head	
Percent Canopy Cover: 70%			Crown Class ⁴³⁴ : <input checked="" type="checkbox"/> Decurrent <input type="checkbox"/> Excurrent	
Existing Terrain: <input type="checkbox"/> Flat <input checked="" type="checkbox"/> Slope			Age Class: <input type="checkbox"/> immature <input checked="" type="checkbox"/> semi-mature	
Aesthetic Rating ⁴³⁵ : <input type="checkbox"/> A <input type="checkbox"/> B <input type="checkbox"/> C <input checked="" type="checkbox"/> D <input type="checkbox"/> F			<input type="checkbox"/> mature <input type="checkbox"/> over-mature/senescent	
Overall Grade: <input type="checkbox"/> A <input type="checkbox"/> B <input type="checkbox"/> C <input checked="" type="checkbox"/> D <input type="checkbox"/> F			Heritage Tree: <input checked="" type="checkbox"/> No <input type="checkbox"/> Yes	
CANOPY CHARACTERISTICS			TREE HEALTH	
	Dripline Radius (Feet)	Canopy to Grade (Feet)	Wound Wood Development:	Excellent <input type="checkbox"/> Average <input checked="" type="checkbox"/> Poor <input type="checkbox"/> None <input type="checkbox"/>
N	0		Foliage Density:	<input checked="" type="checkbox"/> Normal <input type="checkbox"/> Sparse
NE			Weak crotches:	<input checked="" type="checkbox"/> No <input type="checkbox"/> Yes
E	10		Oak Pit Scale:	<input checked="" type="checkbox"/> No <input type="checkbox"/> Yes
SE			Mainstem dieback:	<input type="checkbox"/> No <input checked="" type="checkbox"/> Yes
S	12		Exposed Roots:	<input checked="" type="checkbox"/> No <input type="checkbox"/> Yes
SW			Epicormic growth:	<input type="checkbox"/> No <input checked="" type="checkbox"/> Yes
W	13		Shading Out:	<input type="checkbox"/> No <input checked="" type="checkbox"/> Yes
NW			Cavities: <input checked="" type="checkbox"/> None	<input type="checkbox"/> Trunk <input type="checkbox"/> Branch
CANOPY SPREAD (FEET):			Exfoliating Bark:	<input checked="" type="checkbox"/> No <input type="checkbox"/> Yes
PROPOSED ACTIONS			Water Pocket(s):	<input checked="" type="checkbox"/> No <input type="checkbox"/> Yes
Monitor for Progress:			Mechanical Damage:	<input type="checkbox"/> Trunk <input type="checkbox"/> Branch <input checked="" type="checkbox"/> None
Treat Infestations:			Canker/Galls:	<input type="checkbox"/> No <input checked="" type="checkbox"/> Yes
Remove Deadwood:			Fungus:	<input checked="" type="checkbox"/> No <input type="checkbox"/> Yes
Support Structure:			Vigor:	<input type="checkbox"/> Excellent <input type="checkbox"/> Average <input checked="" type="checkbox"/> Fair <input type="checkbox"/> Poor
IMPACTS & MITIGATIONS			Twig/ Branch Dieback:	<input type="checkbox"/> None <input type="checkbox"/> Minor <input checked="" type="checkbox"/> Moderate <input type="checkbox"/> Extensive
In Impacted Area: <input type="checkbox"/> Yes <input type="checkbox"/> No n/a			Leaf Size:	<input checked="" type="checkbox"/> Normal <input type="checkbox"/> Small
Proposed Land Use: n/a			Heart Rot:	<input type="checkbox"/> No <input checked="" type="checkbox"/> Yes
Impacts: n/a			Insects:	<input checked="" type="checkbox"/> Minor <input type="checkbox"/> Moderate <input type="checkbox"/> Extensive <input type="checkbox"/> None
Mitigations: n/a			Exudations:	<input checked="" type="checkbox"/> No <input type="checkbox"/> Yes

Comments & Notes: NOT TAGGED due to poison oak; broken branches, surveyed at distance due to massive poison oak.

⁴³³ Health: A = Outstanding; B = Above Average; C = Average; D = Below Average; F = Dead

⁴³⁴ Decurrent = Lacking Strong Central Leader. Excurrent = Strong Central Leader.

⁴³⁵ Aesthetic (compared to standard tree of same species) : A = nearly symmetrical, healthy tree – F = Dead

Trunk dbh must be 4" to be included – cumulative diameters. *Juglans nigra*; *Platanus racemosa*; *Umbellularia californica*; native *Quercus sp.* Except scrub oaks not protected.

TREE FIELD DATA WORKSHEET (City of L.A.)

LDC Project No. 10003-001

Survey Date: 3/30/11

Tree Number: 145

GENERAL CHARACTERISTICS					
Species: <input type="checkbox"/> <i>Q. agrifolia</i> <input type="checkbox"/> <i>Q. lobata</i>			Health Rating ⁴³⁶ : <input type="checkbox"/> A <input type="checkbox"/> B <input type="checkbox"/> C <input checked="" type="checkbox"/> D <input type="checkbox"/> F		
<input type="checkbox"/> <i>Ca. Sycamore</i> <input type="checkbox"/> <i>Ca. Bay</i> <input checked="" type="checkbox"/> <i>Ca. Black Walnut</i>			Form: <input checked="" type="checkbox"/> symmetric <input type="checkbox"/> minor asymmetry		
Trunk Count: 8 Height (ft.): 35			<input type="checkbox"/> major asymmetry <input type="checkbox"/> stump sprout		
Trunk DBH (in.): 5, 4, 4.5, 6, 12, 5, 8.5, 7.5			<input type="checkbox"/> stag-head		
Percent Canopy Cover: 65%			Crown Class ⁴³⁷ : <input checked="" type="checkbox"/> Decurrent <input type="checkbox"/> Excurrent		
Existing Terrain: <input type="checkbox"/> Flat <input checked="" type="checkbox"/> Slope			Age Class: <input type="checkbox"/> immature <input type="checkbox"/> semi-mature		
Aesthetic Rating ⁴³⁸ : <input type="checkbox"/> A <input type="checkbox"/> B <input checked="" type="checkbox"/> C <input type="checkbox"/> D <input type="checkbox"/> F			<input checked="" type="checkbox"/> mature <input type="checkbox"/> over-mature/senescent		
Overall Grade: <input type="checkbox"/> A <input type="checkbox"/> B <input type="checkbox"/> C <input checked="" type="checkbox"/> D <input type="checkbox"/> F			Heritage Tree: <input checked="" type="checkbox"/> No <input type="checkbox"/> Yes		
CANOPY CHARACTERISTICS			TREE HEALTH		
	Dripline Radius (Feet)	Canopy to Grade (Feet)	Wound Wood Development:	Excellent <input type="checkbox"/> Average <input type="checkbox"/> Poor <input checked="" type="checkbox"/> None <input type="checkbox"/>	
N	14		Foliage Density:	<input type="checkbox"/> Normal <input checked="" type="checkbox"/> Sparse	
NE			Weak crotches:	<input checked="" type="checkbox"/> No <input type="checkbox"/> Yes	
E	21		Oak Pit Scale:	<input checked="" type="checkbox"/> No <input type="checkbox"/> Yes	
SE			Mainstem dieback:	<input type="checkbox"/> No <input checked="" type="checkbox"/> Yes	
S	22		Exposed Roots:	<input checked="" type="checkbox"/> No <input type="checkbox"/> Yes	
SW			Epicormic growth:	<input type="checkbox"/> No <input checked="" type="checkbox"/> Yes	
W	25		Shading Out:	<input type="checkbox"/> No <input checked="" type="checkbox"/> Yes	
NW			Cavities: <input type="checkbox"/> None <input checked="" type="checkbox"/> Trunk <input type="checkbox"/> Branch		
CANOPY SPREAD (FEET):			Exfoliating Bark:	<input checked="" type="checkbox"/> No <input type="checkbox"/> Yes	
PROPOSED ACTIONS			Water Pocket(s):	<input type="checkbox"/> No <input checked="" type="checkbox"/> Yes	
Monitor for Progress: <input checked="" type="checkbox"/> Yes <input type="checkbox"/> No			Mechanical Damage:	<input type="checkbox"/> Trunk <input type="checkbox"/> Branch <input checked="" type="checkbox"/> None	
Treat Infestations: <input type="checkbox"/> Yes <input type="checkbox"/> No			Canker/Galls:	<input type="checkbox"/> No <input checked="" type="checkbox"/> Yes	
Remove Deadwood: <input type="checkbox"/> Yes <input type="checkbox"/> No			Fungus:	<input checked="" type="checkbox"/> No <input type="checkbox"/> Yes	
Support Structure: <input type="checkbox"/> Yes <input type="checkbox"/> No			Vigor:	<input type="checkbox"/> Excellent <input checked="" type="checkbox"/> Average <input type="checkbox"/> Fair <input type="checkbox"/> Poor	
IMPACTS & MITIGATIONS			Twig/ Branch Dieback:	<input type="checkbox"/> None <input checked="" type="checkbox"/> Minor <input type="checkbox"/> Moderate <input type="checkbox"/> Extensive	
In Impacted Area: <input type="checkbox"/> Yes <input type="checkbox"/> No n/a			Leaf Size:	<input checked="" type="checkbox"/> Normal <input type="checkbox"/> Small	
Proposed Land Use: n/a			Heart Rot:	<input type="checkbox"/> No <input checked="" type="checkbox"/> Yes	
Impacts: n/a			Insects:	<input checked="" type="checkbox"/> Minor <input type="checkbox"/> Moderate <input type="checkbox"/> Extensive <input type="checkbox"/> None	
Mitigations: n/a			Exudations:	<input checked="" type="checkbox"/> No <input type="checkbox"/> Yes	

Comments & Notes: woodrat nest at base

⁴³⁶ Health: A =Outstanding; B = Above Average; C = Average; D = Below Average; F = Dead

⁴³⁷ Decurrent = Lacking Strong Central Leader. Excurrent = Strong Central Leader.

⁴³⁸ Aesthetic (compared to standard tree of same species) : A = nearly symmetrical, healthy tree – F = Dead

Trunk dbh must be 4" to be included – cumulative diameters. *Juglans nigra*; *Platanus racemosa*; *Umbellularia californica*; native *Quercus sp.* Except scrub oaks not protected.

Survey Date: 3/30/11

Tree Number: 146

GENERAL CHARACTERISTICS				
Species: <input type="checkbox"/> <i>Q. agrifolia</i> <input type="checkbox"/> <i>Q. lobata</i>			Health Rating ⁴³⁹ : <input type="checkbox"/> A <input type="checkbox"/> B <input type="checkbox"/> C <input checked="" type="checkbox"/> D <input type="checkbox"/> F	
<input type="checkbox"/> <i>Ca. Sycamore</i> <input type="checkbox"/> <i>Ca. Bay</i> <input checked="" type="checkbox"/> <i>Ca. Black Walnut</i>			Form: <input type="checkbox"/> symmetric <input type="checkbox"/> minor asymmetry	
Trunk Count: 5 Height (ft.): 25			<input checked="" type="checkbox"/> major asymmetry <input type="checkbox"/> stump sprout	
Trunk DBH (in.): 3.5, 3.5, 3.5, 4.5, 4			<input type="checkbox"/> stag-head	
Percent Canopy Cover: 55%			Crown Class ⁴⁴⁰ : <input checked="" type="checkbox"/> Decurrent <input type="checkbox"/> Excurrent	
Existing Terrain: <input type="checkbox"/> Flat <input checked="" type="checkbox"/> Slope			Age Class: <input type="checkbox"/> immature <input checked="" type="checkbox"/> semi-mature	
Aesthetic Rating ⁴⁴¹ : <input type="checkbox"/> A <input type="checkbox"/> B <input type="checkbox"/> C <input checked="" type="checkbox"/> D <input type="checkbox"/> F			<input type="checkbox"/> mature <input type="checkbox"/> over-mature/senescent	
Overall Grade: <input type="checkbox"/> A <input type="checkbox"/> B <input type="checkbox"/> C <input checked="" type="checkbox"/> D <input type="checkbox"/> F			Heritage Tree: <input checked="" type="checkbox"/> No <input type="checkbox"/> Yes	
CANOPY CHARACTERISTICS			TREE HEALTH	
	Dripline Radius (Feet)	Canopy to Grade (Feet)	Wound Wood Development:	Excellent <input type="checkbox"/> Average <input checked="" type="checkbox"/> Poor <input type="checkbox"/> None <input type="checkbox"/>
N	2		Foliage Density:	<input checked="" type="checkbox"/> Normal <input type="checkbox"/> Sparse
NE			Weak crotches:	<input checked="" type="checkbox"/> No <input type="checkbox"/> Yes
E	21		Oak Pit Scale:	<input checked="" type="checkbox"/> No <input type="checkbox"/> Yes
SE			Mainstem dieback:	<input type="checkbox"/> No <input checked="" type="checkbox"/> Yes
S	18		Exposed Roots:	<input checked="" type="checkbox"/> No <input type="checkbox"/> Yes
SW			Epicormic growth:	<input type="checkbox"/> No <input checked="" type="checkbox"/> Yes
W	0		Shading Out:	<input type="checkbox"/> No <input checked="" type="checkbox"/> Yes
NW			Cavities: <input type="checkbox"/> None <input checked="" type="checkbox"/> Trunk <input type="checkbox"/> Branch	
CANOPY SPREAD (FEET):			Exfoliating Bark:	<input checked="" type="checkbox"/> No <input type="checkbox"/> Yes
PROPOSED ACTIONS			Water Pocket(s):	<input checked="" type="checkbox"/> No <input type="checkbox"/> Yes
Monitor for Progress: <input checked="" type="checkbox"/> Yes <input type="checkbox"/> No			Mechanical Damage:	<input type="checkbox"/> Trunk <input type="checkbox"/> Branch <input checked="" type="checkbox"/> None
Treat Infestations: <input type="checkbox"/> Yes <input type="checkbox"/> No			Canker/Galls:	<input checked="" type="checkbox"/> No <input type="checkbox"/> Yes
Remove Deadwood: <input type="checkbox"/> Yes <input type="checkbox"/> No			Fungus:	<input checked="" type="checkbox"/> No <input type="checkbox"/> Yes
Support Structure: <input type="checkbox"/> Yes <input type="checkbox"/> No			Vigor:	<input type="checkbox"/> Excellent <input type="checkbox"/> Average <input type="checkbox"/> Fair <input checked="" type="checkbox"/> Poor
IMPACTS & MITIGATIONS			Twig/ Branch Dieback:	<input type="checkbox"/> None <input type="checkbox"/> Minor <input checked="" type="checkbox"/> Moderate <input type="checkbox"/> Extensive
In Impacted Area: <input type="checkbox"/> Yes <input type="checkbox"/> No n/a			Leaf Size:	<input type="checkbox"/> Normal <input checked="" type="checkbox"/> Small
Proposed Land Use: n/a			Heart Rot:	<input type="checkbox"/> No <input checked="" type="checkbox"/> Yes
Impacts: n/a			Insects:	<input type="checkbox"/> Minor <input type="checkbox"/> Moderate <input type="checkbox"/> Extensive <input checked="" type="checkbox"/> None
Mitigations: n/a			Exudations:	<input checked="" type="checkbox"/> No <input type="checkbox"/> Yes

Comments & Notes: 2 trunks are mostly dead with some foliage at end- some sprouts at base

⁴³⁹ Health: A = Outstanding; B = Above Average; C = Average; D = Below Average; F = Dead

⁴⁴⁰ Decurrent = Lacking Strong Central Leader. Excurrent = Strong Central Leader.

⁴⁴¹ Aesthetic (compared to standard tree of same species) : A = nearly symmetrical, healthy tree – F = Dead

Trunk dbh must be 4" to be included – cumulative diameters. *Juglans nigra*; *Platanus racemosa*; *Umbellularia californica*; native *Quercus sp.* Except scrub oaks not protected.

Survey Date: 3/30/11

Tree Number: 147

GENERAL CHARACTERISTICS				
Species: <input type="checkbox"/> <i>Q. agrifolia</i> <input type="checkbox"/> <i>Q. lobata</i>			Health Rating ⁴⁴² : <input type="checkbox"/> A <input type="checkbox"/> B <input type="checkbox"/> C <input checked="" type="checkbox"/> D <input type="checkbox"/> F	
<input type="checkbox"/> <i>Ca. Sycamore</i> <input type="checkbox"/> <i>Ca. Bay</i> <input checked="" type="checkbox"/> <i>Ca. Black Walnut</i>			Form: <input type="checkbox"/> symmetric <input checked="" type="checkbox"/> minor asymmetry	
Trunk Count: 8 Height (ft.): 30			<input type="checkbox"/> major asymmetry <input type="checkbox"/> stump sprout	
Trunk DBH (in.): 4, 4.5, 4, 4.5, 3.5, 5, 3, 2			<input type="checkbox"/> stag-head	
Percent Canopy Cover: 80%			Crown Class ⁴⁴³ : <input checked="" type="checkbox"/> Decurrent <input type="checkbox"/> Excurrent	
Existing Terrain: <input type="checkbox"/> Flat <input checked="" type="checkbox"/> Slope			Age Class: <input type="checkbox"/> immature <input checked="" type="checkbox"/> semi-mature	
Aesthetic Rating ⁴⁴⁴ : <input type="checkbox"/> A <input type="checkbox"/> B <input checked="" type="checkbox"/> C <input type="checkbox"/> D <input type="checkbox"/> F			<input type="checkbox"/> mature <input type="checkbox"/> over-mature/senescent	
Overall Grade: <input type="checkbox"/> A <input type="checkbox"/> B <input type="checkbox"/> C <input checked="" type="checkbox"/> D <input type="checkbox"/> F			Heritage Tree: <input checked="" type="checkbox"/> No <input type="checkbox"/> Yes	
CANOPY CHARACTERISTICS			TREE HEALTH	
	Dripline Radius (Feet)	Canopy to Grade (Feet)	Wound Wood Development:	Excellent <input type="checkbox"/> Average <input checked="" type="checkbox"/> Poor <input type="checkbox"/> None <input type="checkbox"/>
N	22		Foliage Density:	<input checked="" type="checkbox"/> Normal <input type="checkbox"/> Sparse
NE			Weak crotches:	<input checked="" type="checkbox"/> No <input type="checkbox"/> Yes
E	8		Oak Pit Scale:	<input checked="" type="checkbox"/> No <input type="checkbox"/> Yes
SE			Mainstem dieback:	<input checked="" type="checkbox"/> No <input type="checkbox"/> Yes
S	15		Exposed Roots:	<input checked="" type="checkbox"/> No <input type="checkbox"/> Yes
SW			Epicormic growth:	<input type="checkbox"/> No <input checked="" type="checkbox"/> Yes
W	20		Shading Out:	<input type="checkbox"/> No <input checked="" type="checkbox"/> Yes
NW			Cavities: <input checked="" type="checkbox"/> None	<input type="checkbox"/> Trunk <input type="checkbox"/> Branch
CANOPY SPREAD (FEET):			Exfoliating Bark:	<input checked="" type="checkbox"/> No <input type="checkbox"/> Yes
PROPOSED ACTIONS			Water Pocket(s):	<input checked="" type="checkbox"/> No <input type="checkbox"/> Yes
Monitor for Progress: <input checked="" type="checkbox"/> Yes <input type="checkbox"/> No			Mechanical Damage:	<input type="checkbox"/> Trunk <input type="checkbox"/> Branch <input checked="" type="checkbox"/> None
Treat Infestations: <input type="checkbox"/> Yes <input type="checkbox"/> No			Canker/Galls:	<input type="checkbox"/> No <input checked="" type="checkbox"/> Yes
Remove Deadwood: <input type="checkbox"/> Yes <input type="checkbox"/> No			Fungus:	<input checked="" type="checkbox"/> No <input type="checkbox"/> Yes
Support Structure: <input type="checkbox"/> Yes <input type="checkbox"/> No			Vigor:	<input type="checkbox"/> Excellent <input checked="" type="checkbox"/> Average <input type="checkbox"/> Fair <input type="checkbox"/> Poor
IMPACTS & MITIGATIONS			Twig/ Branch Dieback:	<input type="checkbox"/> None <input checked="" type="checkbox"/> Minor <input type="checkbox"/> Moderate <input type="checkbox"/> Extensive
In Impacted Area: <input type="checkbox"/> Yes <input type="checkbox"/> No n/a			Leaf Size:	<input checked="" type="checkbox"/> Normal <input type="checkbox"/> Small
Proposed Land Use: n/a			Heart Rot:	<input checked="" type="checkbox"/> No <input type="checkbox"/> Yes
Impacts: n/a			Insects:	<input checked="" type="checkbox"/> Minor <input type="checkbox"/> Moderate <input type="checkbox"/> Extensive <input type="checkbox"/> None
Mitigations: n/a			Exudations:	<input checked="" type="checkbox"/> No <input type="checkbox"/> Yes

Comments & Notes:

⁴⁴² Health: A = Outstanding; B = Above Average; C = Average; D = Below Average; F = Dead

⁴⁴³ Decurrent = Lacking Strong Central Leader. Excurrent = Strong Central Leader.

⁴⁴⁴ Aesthetic (compared to standard tree of same species) : A = nearly symmetrical, healthy tree – F = Dead

Trunk dbh must be 4" to be included – cumulative diameters. *Juglans nigra*; *Platanus racemosa*; *Umbellularia californica*; native *Quercus sp.* Except scrub oaks not protected.

TREE FIELD DATA WORKSHEET (City of L.A.)

LDC Project No. 10003-001

Survey Date: 3/30/11

Tree Number: 148

GENERAL CHARACTERISTICS			TREE HEALTH		
Species: <input type="checkbox"/> <i>Q. agrifolia</i> <input type="checkbox"/> <i>Q. lobata</i>			Health Rating ⁴⁴⁵ : <input type="checkbox"/> A <input type="checkbox"/> B <input type="checkbox"/> C <input checked="" type="checkbox"/> D <input type="checkbox"/> F		
<input type="checkbox"/> <i>Ca. Sycamore</i> <input type="checkbox"/> <i>Ca. Bay</i> <input checked="" type="checkbox"/> <i>Ca. Black Walnut</i>			Form: <input type="checkbox"/> symmetric <input type="checkbox"/> minor asymmetry		
Trunk Count: 1 Height (ft.): 14			<input type="checkbox"/> major asymmetry <input type="checkbox"/> stump sprout		
Trunk DBH (in.): 4.5			<input checked="" type="checkbox"/> stag-head		
Percent Canopy Cover: all aprouts			Crown Class ⁴⁴⁶ : <input checked="" type="checkbox"/> Decurrent <input type="checkbox"/> Excurrent		
Existing Terrain: <input type="checkbox"/> Flat <input checked="" type="checkbox"/> Slope			Age Class: <input type="checkbox"/> immature <input checked="" type="checkbox"/> semi-mature		
Aesthetic Rating ⁴⁴⁷ : <input type="checkbox"/> A <input type="checkbox"/> B <input type="checkbox"/> C <input checked="" type="checkbox"/> D <input type="checkbox"/> F			<input type="checkbox"/> mature <input type="checkbox"/> over-mature/senescent		
Overall Grade: <input type="checkbox"/> A <input type="checkbox"/> B <input type="checkbox"/> C <input checked="" type="checkbox"/> D <input type="checkbox"/> F			Heritage Tree: <input checked="" type="checkbox"/> No <input type="checkbox"/> Yes		
CANOPY CHARACTERISTICS			TREE HEALTH		
	Dripline Radius (Feet)	Canopy to Grade (Feet)	Wound Wood Development:	Excellent <input type="checkbox"/> Average <input checked="" type="checkbox"/>	Poor <input type="checkbox"/> None <input type="checkbox"/>
N	0		Foliage Density:	<input type="checkbox"/> Normal <input checked="" type="checkbox"/> Sparse	
NE			Weak crotches:	<input checked="" type="checkbox"/> No <input type="checkbox"/> Yes	
E	0		Oak Pit Scale:	<input checked="" type="checkbox"/> No <input type="checkbox"/> Yes	
SE			Mainstem dieback:	<input type="checkbox"/> No <input checked="" type="checkbox"/> Yes	
S	0		Exposed Roots:	<input checked="" type="checkbox"/> No <input type="checkbox"/> Yes	
SW			Epicormic growth:	<input type="checkbox"/> No <input checked="" type="checkbox"/> Yes	
W	0		Shading Out:	<input type="checkbox"/> No <input checked="" type="checkbox"/> Yes	
NW			Cavities: <input checked="" type="checkbox"/> None	<input type="checkbox"/> Trunk <input type="checkbox"/> Branch	
CANOPY SPREAD (FEET):			Exfoliating Bark:	<input checked="" type="checkbox"/> No <input type="checkbox"/> Yes	
PROPOSED ACTIONS			Water Pocket(s):	<input checked="" type="checkbox"/> No <input type="checkbox"/> Yes	
Monitor for Progress: <input checked="" type="checkbox"/> Yes <input type="checkbox"/> No			Mechanical Damage:	<input type="checkbox"/> Trunk <input type="checkbox"/> Branch	
Treat Infestations: <input type="checkbox"/> Yes <input type="checkbox"/> No			<input checked="" type="checkbox"/> None		
Remove Deadwood: <input type="checkbox"/> Yes <input type="checkbox"/> No			Canker/Galls:	<input type="checkbox"/> No <input checked="" type="checkbox"/> Yes	
Support Structure: <input type="checkbox"/> Yes <input type="checkbox"/> No			Fungus:	<input checked="" type="checkbox"/> No <input type="checkbox"/> Yes	
IMPACTS & MITIGATIONS			Vigor:	<input type="checkbox"/> Excellent <input type="checkbox"/> Average	
In Impacted Area: <input type="checkbox"/> Yes <input type="checkbox"/> No n/a			<input type="checkbox"/> Fair <input checked="" type="checkbox"/> Poor		
Proposed Land Use: n/a			Twig/ Branch Dieback:	<input type="checkbox"/> None <input type="checkbox"/> Minor	
Impacts: n/a			<input type="checkbox"/> Moderate <input checked="" type="checkbox"/> Extensive		
Mitigations: n/a			Leaf Size:	<input type="checkbox"/> Normal <input checked="" type="checkbox"/> Small	
			Heart Rot:	<input checked="" type="checkbox"/> No <input type="checkbox"/> Yes	
			Insects:	<input checked="" type="checkbox"/> Minor <input type="checkbox"/> Moderate	
			<input type="checkbox"/> Extensive <input type="checkbox"/> None		
			Exudations:	<input checked="" type="checkbox"/> No <input type="checkbox"/> Yes	

Comments & Notes: 1 dead trunk-main trunk has no canopy, all sprouts up trunk

⁴⁴⁵ Health: A =Outstanding; B = Above Average; C = Average; D = Below Average; F = Dead

⁴⁴⁶ Decurrent = Lacking Strong Central Leader. Excurrent = Strong Central Leader.

⁴⁴⁷ Aesthetic (compared to standard tree of same species) : A = nearly symmetrical, healthy tree – F = Dead

Trunk dbh must be 4" to be included – cumulative diameters. *Juglans nigra*; *Platanus racemosa*; *Umbellularia californica*; native *Quercus sp.* Except scrub oaks not protected.

Survey Date: 3/30/11

Tree Number: 149

GENERAL CHARACTERISTICS				
Species: <input type="checkbox"/> <i>Q. agrifolia</i> <input type="checkbox"/> <i>Q. lobata</i>			Health Rating ⁴⁴⁸ : <input type="checkbox"/> A <input type="checkbox"/> B <input type="checkbox"/> C <input checked="" type="checkbox"/> D <input type="checkbox"/> F	
<input type="checkbox"/> <i>Ca. Sycamore</i> <input type="checkbox"/> <i>Ca. Bay</i> <input checked="" type="checkbox"/> <i>Ca. Black Walnut</i>			Form: <input type="checkbox"/> symmetric <input type="checkbox"/> minor asymmetry	
Trunk Count: 4 Height (ft.): 30			<input checked="" type="checkbox"/> major asymmetry <input type="checkbox"/> stump sprout	
Trunk DBH (in.): 4, 4.5, 4, 4.5			<input type="checkbox"/> stag-head	
Percent Canopy Cover: 70%			Crown Class ⁴⁴⁹ : <input checked="" type="checkbox"/> Decurrent <input type="checkbox"/> Excurrent	
Existing Terrain: <input type="checkbox"/> Flat <input checked="" type="checkbox"/> Slope			Age Class: <input type="checkbox"/> immature <input checked="" type="checkbox"/> semi-mature	
Aesthetic Rating ⁴⁵⁰ : <input type="checkbox"/> A <input type="checkbox"/> B <input type="checkbox"/> C <input checked="" type="checkbox"/> D <input type="checkbox"/> F			<input type="checkbox"/> mature <input type="checkbox"/> over-mature/senescent	
Overall Grade: <input type="checkbox"/> A <input type="checkbox"/> B <input type="checkbox"/> C <input checked="" type="checkbox"/> D <input type="checkbox"/> F			Heritage Tree: <input checked="" type="checkbox"/> No <input type="checkbox"/> Yes	
CANOPY CHARACTERISTICS			TREE HEALTH	
	Dripline Radius (Feet)	Canopy to Grade (Feet)	Wound Wood Development:	Excellent <input type="checkbox"/> Average <input checked="" type="checkbox"/> Poor <input type="checkbox"/> None <input type="checkbox"/>
N	2		Foliage Density:	<input checked="" type="checkbox"/> Normal <input type="checkbox"/> Sparse
NE			Weak crotches:	<input checked="" type="checkbox"/> No <input type="checkbox"/> Yes
E	3		Oak Pit Scale:	<input checked="" type="checkbox"/> No <input type="checkbox"/> Yes
SE			Mainstem dieback:	<input checked="" type="checkbox"/> No <input type="checkbox"/> Yes
S	15		Exposed Roots:	<input checked="" type="checkbox"/> No <input type="checkbox"/> Yes
SW			Epicormic growth:	<input type="checkbox"/> No <input checked="" type="checkbox"/> Yes
W	15		Shading Out:	<input type="checkbox"/> No <input checked="" type="checkbox"/> Yes
NW			Cavities: <input checked="" type="checkbox"/> None	<input type="checkbox"/> Trunk <input type="checkbox"/> Branch
CANOPY SPREAD (FEET):			Exfoliating Bark:	<input checked="" type="checkbox"/> No <input type="checkbox"/> Yes
PROPOSED ACTIONS			Water Pocket(s):	<input checked="" type="checkbox"/> No <input type="checkbox"/> Yes
Monitor for Progress:			Mechanical Damage:	<input type="checkbox"/> Trunk <input type="checkbox"/> Branch <input checked="" type="checkbox"/> None
Treat Infestations:			Canker/Galls:	<input type="checkbox"/> No <input checked="" type="checkbox"/> Yes
Remove Deadwood:			Fungus:	<input checked="" type="checkbox"/> No <input type="checkbox"/> Yes
Support Structure:			Vigor:	<input type="checkbox"/> Excellent <input checked="" type="checkbox"/> Average <input type="checkbox"/> Fair <input type="checkbox"/> Poor
IMPACTS & MITIGATIONS			Twig/ Branch Dieback:	<input type="checkbox"/> None <input checked="" type="checkbox"/> Minor <input type="checkbox"/> Moderate <input type="checkbox"/> Extensive
In Impacted Area: <input type="checkbox"/> Yes <input type="checkbox"/> No n/a			Leaf Size:	<input checked="" type="checkbox"/> Normal <input type="checkbox"/> Small
Proposed Land Use: n/a			Heart Rot:	<input checked="" type="checkbox"/> No <input type="checkbox"/> Yes
Impacts: n/a			Insects:	<input checked="" type="checkbox"/> Minor <input type="checkbox"/> Moderate <input type="checkbox"/> Extensive <input type="checkbox"/> None
Mitigations: n/a			Exudations:	<input checked="" type="checkbox"/> No <input type="checkbox"/> Yes

Comments & Notes:

⁴⁴⁸ Health: A = Outstanding; B = Above Average; C = Average; D = Below Average; F = Dead

⁴⁴⁹ Decurrent = Lacking Strong Central Leader. Excurrent = Strong Central Leader.

⁴⁵⁰ Aesthetic (compared to standard tree of same species) : A = nearly symmetrical, healthy tree – F = Dead

Trunk dbh must be 4" to be included – cumulative diameters. *Juglans nigra*; *Platanus racemosa*; *Umbellularia californica*; native *Quercus sp.* Except scrub oaks not protected.

TREE FIELD DATA WORKSHEET (City of L.A.)

LDC Project No. 10003-001

Survey Date: 3/30/11

Tree Number: 150

GENERAL CHARACTERISTICS				
Species: <input type="checkbox"/> <i>Q. agrifolia</i> <input type="checkbox"/> <i>Q. lobata</i>			Health Rating ⁴⁵¹ : <input type="checkbox"/> A <input type="checkbox"/> B <input type="checkbox"/> C <input checked="" type="checkbox"/> D <input type="checkbox"/> F	
<input type="checkbox"/> <i>Ca. Sycamore</i> <input type="checkbox"/> <i>Ca. Bay</i> <input checked="" type="checkbox"/> <i>Ca. Black Walnut</i>			Form: <input type="checkbox"/> symmetric <input type="checkbox"/> minor asymmetry	
Trunk Count: 1 Height (ft.): 35			<input checked="" type="checkbox"/> major asymmetry <input type="checkbox"/> stump sprout	
Trunk DBH (in.): 6			<input type="checkbox"/> stag-head	
Percent Canopy Cover: 40%			Crown Class ⁴⁵² : <input checked="" type="checkbox"/> Decurrent <input type="checkbox"/> Excurrent	
Existing Terrain: <input type="checkbox"/> Flat <input checked="" type="checkbox"/> Slope			Age Class: <input type="checkbox"/> immature <input checked="" type="checkbox"/> semi-mature	
Aesthetic Rating ⁴⁵³ : <input type="checkbox"/> A <input type="checkbox"/> B <input type="checkbox"/> C <input checked="" type="checkbox"/> D <input type="checkbox"/> F			<input type="checkbox"/> mature <input type="checkbox"/> over-mature/senescent	
Overall Grade: <input type="checkbox"/> A <input type="checkbox"/> B <input type="checkbox"/> C <input checked="" type="checkbox"/> D <input type="checkbox"/> F			Heritage Tree: <input checked="" type="checkbox"/> No <input type="checkbox"/> Yes	
CANOPY CHARACTERISTICS			TREE HEALTH	
	Dripline Radius (Feet)	Canopy to Grade (Feet)	Wound Wood Development:	Excellent <input type="checkbox"/> Average <input checked="" type="checkbox"/> Poor <input type="checkbox"/> None <input type="checkbox"/>
N	3		Foliage Density:	<input type="checkbox"/> Normal <input checked="" type="checkbox"/> Sparse
NE			Weak crotches:	<input checked="" type="checkbox"/> No <input type="checkbox"/> Yes
E	23		Oak Pit Scale:	<input checked="" type="checkbox"/> No <input type="checkbox"/> Yes
SE			Mainstem dieback:	<input type="checkbox"/> No <input checked="" type="checkbox"/> Yes
S	2		Exposed Roots:	<input checked="" type="checkbox"/> No <input type="checkbox"/> Yes
SW			Epicormic growth:	<input type="checkbox"/> No <input checked="" type="checkbox"/> Yes
W	0		Shading Out:	<input type="checkbox"/> No <input checked="" type="checkbox"/> Yes
NW			Cavities: <input checked="" type="checkbox"/> None	<input type="checkbox"/> Trunk <input type="checkbox"/> Branch
CANOPY SPREAD (FEET):			Exfoliating Bark:	<input checked="" type="checkbox"/> No <input type="checkbox"/> Yes
PROPOSED ACTIONS			Water Pocket(s):	<input checked="" type="checkbox"/> No <input type="checkbox"/> Yes
Monitor for Progress: <input checked="" type="checkbox"/> Yes <input type="checkbox"/> No			Mechanical Damage:	<input type="checkbox"/> Trunk <input type="checkbox"/> Branch <input checked="" type="checkbox"/> None
Treat Infestations: <input type="checkbox"/> Yes <input type="checkbox"/> No			Canker/Galls:	<input type="checkbox"/> No <input checked="" type="checkbox"/> Yes
Remove Deadwood: <input type="checkbox"/> Yes <input type="checkbox"/> No			Fungus:	<input checked="" type="checkbox"/> No <input type="checkbox"/> Yes
Support Structure: <input type="checkbox"/> Yes <input type="checkbox"/> No			Vigor:	<input type="checkbox"/> Excellent <input type="checkbox"/> Average <input checked="" type="checkbox"/> Fair <input type="checkbox"/> Poor
IMPACTS & MITIGATIONS			Twig/ Branch Dieback:	<input type="checkbox"/> None <input type="checkbox"/> Minor <input checked="" type="checkbox"/> Moderate <input type="checkbox"/> Extensive
In Impacted Area: <input type="checkbox"/> Yes <input type="checkbox"/> No n/a			Leaf Size:	<input checked="" type="checkbox"/> Normal <input type="checkbox"/> Small
Proposed Land Use: n/a			Heart Rot:	<input checked="" type="checkbox"/> No <input type="checkbox"/> Yes
Impacts: n/a			Insects:	<input checked="" type="checkbox"/> Minor <input type="checkbox"/> Moderate <input type="checkbox"/> Extensive <input type="checkbox"/> None
Mitigations: n/a			Exudations:	<input checked="" type="checkbox"/> No <input type="checkbox"/> Yes

Comments & Notes:

⁴⁵¹ Health: A = Outstanding; B = Above Average; C = Average; D = Below Average; F = Dead

⁴⁵² Decurrent = Lacking Strong Central Leader. Excurrent = Strong Central Leader.

⁴⁵³ Aesthetic (compared to standard tree of same species) : A = nearly symmetrical, healthy tree – F = Dead

Trunk dbh must be 4" to be included – cumulative diameters. *Juglans nigra*; *Platanus racemosa*; *Umbellularia californica*; native *Quercus sp.* Except scrub oaks not protected.

TREE FIELD DATA WORKSHEET (City of L.A.)

LDC Project No. 10003-001

Survey Date: 3/30/11

Tree Number: 151

GENERAL CHARACTERISTICS			TREE HEALTH		
Species: <input type="checkbox"/> <i>Q. agrifolia</i> <input type="checkbox"/> <i>Q. lobata</i>			Health Rating ⁴⁵⁴ : <input type="checkbox"/> A <input type="checkbox"/> B <input type="checkbox"/> C <input checked="" type="checkbox"/> D <input type="checkbox"/> F		
<input type="checkbox"/> <i>Ca. Sycamore</i> <input type="checkbox"/> <i>Ca. Bay</i> <input checked="" type="checkbox"/> <i>Ca. Black Walnut</i>			Form: <input type="checkbox"/> symmetric <input type="checkbox"/> minor asymmetry		
Trunk Count: 3 Height (ft.): 10			<input checked="" type="checkbox"/> major asymmetry <input type="checkbox"/> stump sprout		
Trunk DBH (in.): 4.5, 3, 4			<input type="checkbox"/> stag-head		
Percent Canopy Cover: 70%			Crown Class ⁴⁵⁵ : <input checked="" type="checkbox"/> Decurrent <input type="checkbox"/> Excurrent		
Existing Terrain: <input type="checkbox"/> Flat <input checked="" type="checkbox"/> Slope			Age Class: <input type="checkbox"/> immature <input checked="" type="checkbox"/> semi-mature		
Aesthetic Rating ⁴⁵⁶ : <input type="checkbox"/> A <input type="checkbox"/> B <input type="checkbox"/> C <input checked="" type="checkbox"/> D <input type="checkbox"/> F			<input type="checkbox"/> mature <input type="checkbox"/> over-mature/senescent		
Overall Grade: <input type="checkbox"/> A <input type="checkbox"/> B <input type="checkbox"/> C <input checked="" type="checkbox"/> D <input type="checkbox"/> F			Heritage Tree: <input checked="" type="checkbox"/> No <input type="checkbox"/> Yes		
CANOPY CHARACTERISTICS			TREE HEALTH		
	Dripline Radius (Feet)	Canopy to Grade (Feet)	Wound Wood Development:	Excellent <input type="checkbox"/> Average <input type="checkbox"/>	Poor <input checked="" type="checkbox"/> None <input type="checkbox"/>
N	10		Foliage Density:	<input checked="" type="checkbox"/> Normal <input type="checkbox"/> Sparse	
NE			Weak crotches:	<input checked="" type="checkbox"/> No <input type="checkbox"/> Yes	
E	18		Oak Pit Scale:	<input checked="" type="checkbox"/> No <input type="checkbox"/> Yes	
SE			Mainstem dieback:	<input type="checkbox"/> No <input checked="" type="checkbox"/> Yes	
S	5		Exposed Roots:	<input checked="" type="checkbox"/> No <input type="checkbox"/> Yes	
SW			Epicormic growth:	<input type="checkbox"/> No <input checked="" type="checkbox"/> Yes	
W	0		Shading Out:	<input type="checkbox"/> No <input checked="" type="checkbox"/> Yes	
NW			Cavities: <input type="checkbox"/> None	<input checked="" type="checkbox"/> Trunk <input type="checkbox"/> Branch	
CANOPY SPREAD (FEET):			Exfoliating Bark:	<input checked="" type="checkbox"/> No <input type="checkbox"/> Yes	
PROPOSED ACTIONS			Water Pocket(s):	<input checked="" type="checkbox"/> No <input type="checkbox"/> Yes	
Monitor for Progress: <input checked="" type="checkbox"/> Yes <input type="checkbox"/> No			Mechanical Damage:	<input type="checkbox"/> Trunk <input type="checkbox"/> Branch	
Treat Infestations: <input type="checkbox"/> Yes <input type="checkbox"/> No			<input checked="" type="checkbox"/> None	Canker/Galls: <input type="checkbox"/> No <input checked="" type="checkbox"/> Yes	
Remove Deadwood: <input type="checkbox"/> Yes <input type="checkbox"/> No			Fungus: <input checked="" type="checkbox"/> No <input type="checkbox"/> Yes	Vigor: <input type="checkbox"/> Excellent <input type="checkbox"/> Average	
Support Structure: <input type="checkbox"/> Yes <input type="checkbox"/> No				<input checked="" type="checkbox"/> Fair <input type="checkbox"/> Poor	
IMPACTS & MITIGATIONS			Twig/ Branch Dieback:	<input type="checkbox"/> None <input type="checkbox"/> Minor	
In Impacted Area: <input type="checkbox"/> Yes <input type="checkbox"/> No n/a			<input checked="" type="checkbox"/> Moderate <input type="checkbox"/> Extensive	Leaf Size: <input checked="" type="checkbox"/> Normal <input type="checkbox"/> Small	
Proposed Land Use: n/a			Heart Rot: <input type="checkbox"/> No <input checked="" type="checkbox"/> Yes	Insects: <input checked="" type="checkbox"/> Minor <input type="checkbox"/> Moderate	
Impacts: n/a			<input type="checkbox"/> Extensive <input type="checkbox"/> None	Exudations: <input checked="" type="checkbox"/> No <input type="checkbox"/> Yes	
Mitigations: n/a					

Comments & Notes: 1 dead trunk and 3" trunk dead broken off with large sprout coming off

⁴⁵⁴ Health: A = Outstanding; B = Above Average; C = Average; D = Below Average; F = Dead

⁴⁵⁵ Decurrent = Lacking Strong Central Leader. Excurrent = Strong Central Leader.

⁴⁵⁶ Aesthetic (compared to standard tree of same species) : A = nearly symmetrical, healthy tree – F = Dead

Trunk dbh must be 4" to be included – cumulative diameters. *Juglans nigra*; *Platanus racemosa*; *Umbellularia californica*; native *Quercus sp.* Except scrub oaks not protected.

Survey Date: 3/30/11

Tree Number: 152

GENERAL CHARACTERISTICS				
Species: <input type="checkbox"/> <i>Q. agrifolia</i> <input type="checkbox"/> <i>Q. lobata</i>			Health Rating ⁴⁵⁷ : <input type="checkbox"/> A <input type="checkbox"/> B <input type="checkbox"/> C <input checked="" type="checkbox"/> D <input type="checkbox"/> F	
<input type="checkbox"/> <i>Ca. Sycamore</i> <input type="checkbox"/> <i>Ca. Bay</i> <input checked="" type="checkbox"/> <i>Ca. Black Walnut</i>			Form: <input type="checkbox"/> symmetric <input checked="" type="checkbox"/> minor asymmetry	
Trunk Count: 3 Height (ft.): 40			<input type="checkbox"/> major asymmetry <input type="checkbox"/> stump sprout	
Trunk DBH (in.): 5, 6, 3.5			<input type="checkbox"/> stag-head	
Percent Canopy Cover: 55%			Crown Class ⁴⁵⁸ : <input checked="" type="checkbox"/> Decurrent <input type="checkbox"/> Excurrent	
Existing Terrain: <input type="checkbox"/> Flat <input checked="" type="checkbox"/> Slope			Age Class: <input type="checkbox"/> immature <input checked="" type="checkbox"/> semi-mature	
Aesthetic Rating ⁴⁵⁹ : <input type="checkbox"/> A <input type="checkbox"/> B <input type="checkbox"/> C <input checked="" type="checkbox"/> D <input type="checkbox"/> F			<input type="checkbox"/> mature <input type="checkbox"/> over-mature/senescent	
Overall Grade: <input type="checkbox"/> A <input type="checkbox"/> B <input type="checkbox"/> C <input checked="" type="checkbox"/> D <input type="checkbox"/> F			Heritage Tree: <input checked="" type="checkbox"/> No <input type="checkbox"/> Yes	
CANOPY CHARACTERISTICS			TREE HEALTH	
	Dripline Radius (Feet)	Canopy to Grade (Feet)	Wound Wood Development:	Excellent <input type="checkbox"/> Average <input checked="" type="checkbox"/> Poor <input type="checkbox"/> None <input type="checkbox"/>
N	4		Foliage Density:	<input type="checkbox"/> Normal <input checked="" type="checkbox"/> Sparse
NE			Weak crotches:	<input checked="" type="checkbox"/> No <input type="checkbox"/> Yes
E	12		Oak Pit Scale:	<input checked="" type="checkbox"/> No <input type="checkbox"/> Yes
SE			Mainstem dieback:	<input type="checkbox"/> No <input checked="" type="checkbox"/> Yes
S	6		Exposed Roots:	<input checked="" type="checkbox"/> No <input type="checkbox"/> Yes
SW			Epicormic growth:	<input type="checkbox"/> No <input checked="" type="checkbox"/> Yes
W	12		Shading Out:	<input type="checkbox"/> No <input checked="" type="checkbox"/> Yes
NW			Cavities: <input type="checkbox"/> None <input checked="" type="checkbox"/> Trunk <input type="checkbox"/> Branch	
CANOPY SPREAD (FEET):			Exfoliating Bark:	<input checked="" type="checkbox"/> No <input type="checkbox"/> Yes
PROPOSED ACTIONS			Water Pocket(s):	<input checked="" type="checkbox"/> No <input type="checkbox"/> Yes
Monitor for Progress: <input checked="" type="checkbox"/> Yes <input type="checkbox"/> No			Mechanical Damage:	<input type="checkbox"/> Trunk <input type="checkbox"/> Branch <input checked="" type="checkbox"/> None
Treat Infestations: <input type="checkbox"/> Yes <input type="checkbox"/> No			Canker/Galls:	<input type="checkbox"/> No <input checked="" type="checkbox"/> Yes
Remove Deadwood: <input type="checkbox"/> Yes <input type="checkbox"/> No			Fungus:	<input checked="" type="checkbox"/> No <input type="checkbox"/> Yes
Support Structure: <input type="checkbox"/> Yes <input type="checkbox"/> No			Vigor:	<input type="checkbox"/> Excellent <input type="checkbox"/> Average <input checked="" type="checkbox"/> Fair <input type="checkbox"/> Poor
IMPACTS & MITIGATIONS			Twig/ Branch Dieback:	<input type="checkbox"/> None <input type="checkbox"/> Minor <input checked="" type="checkbox"/> Moderate <input type="checkbox"/> Extensive
In Impacted Area: <input type="checkbox"/> Yes <input type="checkbox"/> No n/a			Leaf Size:	<input checked="" type="checkbox"/> Normal <input type="checkbox"/> Small
Proposed Land Use: n/a			Heart Rot:	<input type="checkbox"/> No <input checked="" type="checkbox"/> Yes
Impacts: n/a			Insects:	<input checked="" type="checkbox"/> Minor <input type="checkbox"/> Moderate <input type="checkbox"/> Extensive <input type="checkbox"/> None
Mitigations: n/a			Exudations:	<input checked="" type="checkbox"/> No <input type="checkbox"/> Yes

Comments & Notes: 2 dead trunks

⁴⁵⁷ Health: A = Outstanding; B = Above Average; C = Average; D = Below Average; F = Dead

⁴⁵⁸ Decurrent = Lacking Strong Central Leader. Excurrent = Strong Central Leader.

⁴⁵⁹ Aesthetic (compared to standard tree of same species) : A = nearly symmetrical, healthy tree – F = Dead

Trunk dbh must be 4" to be included – cumulative diameters. *Juglans nigra*; *Platanus racemosa*; *Umbellularia californica*; native *Quercus sp.* Except scrub oaks not protected.

TREE FIELD DATA WORKSHEET (City of L.A.)

LDC Project No. 10003-001

Survey Date: 3/30/11

Tree Number: 153

GENERAL CHARACTERISTICS					
Species: <input type="checkbox"/> <i>Q. agrifolia</i> <input type="checkbox"/> <i>Q. lobata</i>			Health Rating ⁴⁶⁰ : <input type="checkbox"/> A <input type="checkbox"/> B <input type="checkbox"/> C <input checked="" type="checkbox"/> D <input type="checkbox"/> F		
<input type="checkbox"/> <i>Ca. Sycamore</i> <input type="checkbox"/> <i>Ca. Bay</i> <input checked="" type="checkbox"/> <i>Ca. Black Walnut</i>			Form: <input type="checkbox"/> symmetric <input type="checkbox"/> minor asymmetry		
Trunk Count: 4 Height (ft.): 35			<input checked="" type="checkbox"/> major asymmetry <input type="checkbox"/> stump sprout		
Trunk DBH (in.): 4.5, 3, 4.5, 4			<input type="checkbox"/> stag-head		
Percent Canopy Cover: 40%			Crown Class ⁴⁶¹ : <input checked="" type="checkbox"/> Decurrent <input type="checkbox"/> Excurrent		
Existing Terrain: <input type="checkbox"/> Flat <input checked="" type="checkbox"/> Slope			Age Class: <input type="checkbox"/> immature <input checked="" type="checkbox"/> semi-mature		
Aesthetic Rating ⁴⁶² : <input type="checkbox"/> A <input type="checkbox"/> B <input type="checkbox"/> C <input checked="" type="checkbox"/> D <input type="checkbox"/> F			<input type="checkbox"/> mature <input type="checkbox"/> over-mature/senescent		
Overall Grade: <input type="checkbox"/> A <input type="checkbox"/> B <input type="checkbox"/> C <input checked="" type="checkbox"/> D <input type="checkbox"/> F			Heritage Tree: <input checked="" type="checkbox"/> No <input type="checkbox"/> Yes		
CANOPY CHARACTERISTICS			TREE HEALTH		
	Dripline Radius (Feet)	Canopy to Grade (Feet)	Wound Wood Development:	Excellent <input type="checkbox"/> Average <input type="checkbox"/> Poor <input checked="" type="checkbox"/> None <input type="checkbox"/>	
N	0		Foliage Density:	<input type="checkbox"/> Normal <input checked="" type="checkbox"/> Sparse	
NE			Weak crotches:	<input checked="" type="checkbox"/> No <input type="checkbox"/> Yes	
E	15		Oak Pit Scale:	<input checked="" type="checkbox"/> No <input type="checkbox"/> Yes	
SE			Mainstem dieback:	<input type="checkbox"/> No <input checked="" type="checkbox"/> Yes	
S	5		Exposed Roots:	<input checked="" type="checkbox"/> No <input type="checkbox"/> Yes	
SW			Epicormic growth:	<input type="checkbox"/> No <input checked="" type="checkbox"/> Yes	
W	25		Shading Out:	<input type="checkbox"/> No <input checked="" type="checkbox"/> Yes	
NW			Cavities: <input type="checkbox"/> None <input checked="" type="checkbox"/> Trunk <input type="checkbox"/> Branch		
CANOPY SPREAD (FEET):			Exfoliating Bark:	<input checked="" type="checkbox"/> No <input type="checkbox"/> Yes	
PROPOSED ACTIONS			Water Pocket(s):	<input checked="" type="checkbox"/> No <input type="checkbox"/> Yes	
Monitor for Progress: <input checked="" type="checkbox"/> Yes <input type="checkbox"/> No			Mechanical Damage:	<input type="checkbox"/> Trunk <input type="checkbox"/> Branch <input checked="" type="checkbox"/> None	
Treat Infestations: <input type="checkbox"/> Yes <input type="checkbox"/> No			Canker/Galls:	<input type="checkbox"/> No <input checked="" type="checkbox"/> Yes	
Remove Deadwood: <input type="checkbox"/> Yes <input type="checkbox"/> No			Fungus:	<input checked="" type="checkbox"/> No <input type="checkbox"/> Yes	
Support Structure: <input type="checkbox"/> Yes <input type="checkbox"/> No			Vigor:	<input type="checkbox"/> Excellent <input type="checkbox"/> Average <input checked="" type="checkbox"/> Fair <input type="checkbox"/> Poor	
IMPACTS & MITIGATIONS			Twig/ Branch Dieback:	<input type="checkbox"/> None <input type="checkbox"/> Minor <input checked="" type="checkbox"/> Moderate <input type="checkbox"/> Extensive	
In Impacted Area: <input type="checkbox"/> Yes <input type="checkbox"/> No n/a			Leaf Size:	<input checked="" type="checkbox"/> Normal <input type="checkbox"/> Small	
Proposed Land Use: n/a			Heart Rot:	<input type="checkbox"/> No <input checked="" type="checkbox"/> Yes	
Impacts: n/a			Insects:	<input type="checkbox"/> Minor <input type="checkbox"/> Moderate <input checked="" type="checkbox"/> Extensive <input type="checkbox"/> None	
Mitigations: n/a			Exudations:	<input checked="" type="checkbox"/> No <input type="checkbox"/> Yes	

Comments & Notes:

⁴⁶⁰ Health: A =Outstanding; B = Above Average; C = Average; D = Below Average; F = Dead

⁴⁶¹ Decurrent = Lacking Strong Central Leader. Excurrent = Strong Central Leader.

⁴⁶² Aesthetic (compared to standard tree of same species) : A = nearly symmetrical, healthy tree – F = Dead

Trunk dbh must be 4" to be included – cumulative diameters. *Juglans nigra*; *Platanus racemosa*; *Umbellularia californica*; native *Quercus sp.* Except scrub oaks not protected.

Survey Date: 3/30/11

Tree Number: 154

GENERAL CHARACTERISTICS				
Species: <input type="checkbox"/> <i>Q. agrifolia</i> <input type="checkbox"/> <i>Q. lobata</i>			Health Rating ⁴⁶³ : <input type="checkbox"/> A <input type="checkbox"/> B <input type="checkbox"/> C <input checked="" type="checkbox"/> D <input type="checkbox"/> F	
<input type="checkbox"/> <i>Ca. Sycamore</i> <input type="checkbox"/> <i>Ca. Bay</i> <input checked="" type="checkbox"/> <i>Ca. Black Walnut</i>			Form: <input type="checkbox"/> symmetric <input checked="" type="checkbox"/> minor asymmetry	
Trunk Count: 1 Height (ft.): 25			<input type="checkbox"/> major asymmetry <input type="checkbox"/> stump sprout	
Trunk DBH (in.): 5.5			<input type="checkbox"/> stag-head	
Percent Canopy Cover: 60%			Crown Class ⁴⁶⁴ : <input checked="" type="checkbox"/> Decurrent <input type="checkbox"/> Excurrent	
Existing Terrain: <input type="checkbox"/> Flat <input checked="" type="checkbox"/> Slope			Age Class: <input type="checkbox"/> immature <input type="checkbox"/> semi-mature	
Aesthetic Rating ⁴⁶⁵ : <input type="checkbox"/> A <input type="checkbox"/> B <input type="checkbox"/> C <input checked="" type="checkbox"/> D <input type="checkbox"/> F			<input checked="" type="checkbox"/> mature <input type="checkbox"/> over-mature/senescent	
Overall Grade: <input type="checkbox"/> A <input type="checkbox"/> B <input type="checkbox"/> C <input checked="" type="checkbox"/> D <input type="checkbox"/> F			Heritage Tree: <input checked="" type="checkbox"/> No <input type="checkbox"/> Yes	
CANOPY CHARACTERISTICS			TREE HEALTH	
	Dripline Radius (Feet)	Canopy to Grade (Feet)	Wound Wood Development:	Excellent <input type="checkbox"/> Average <input checked="" type="checkbox"/> Poor <input type="checkbox"/> None <input type="checkbox"/>
N	110		Foliage Density:	<input checked="" type="checkbox"/> Normal <input type="checkbox"/> Sparse
NE			Weak crotches:	<input checked="" type="checkbox"/> No <input type="checkbox"/> Yes
E	4		Oak Pit Scale:	<input checked="" type="checkbox"/> No <input type="checkbox"/> Yes
SE			Mainstem dieback:	<input type="checkbox"/> No <input checked="" type="checkbox"/> Yes
S	10		Exposed Roots:	<input checked="" type="checkbox"/> No <input type="checkbox"/> Yes
SW			Epicormic growth:	<input type="checkbox"/> No <input checked="" type="checkbox"/> Yes
W	14		Shading Out:	<input checked="" type="checkbox"/> No <input type="checkbox"/> Yes
NW			Cavities: <input checked="" type="checkbox"/> None	<input type="checkbox"/> Trunk <input type="checkbox"/> Branch
CANOPY SPREAD (FEET):			Exfoliating Bark:	<input checked="" type="checkbox"/> No <input type="checkbox"/> Yes
PROPOSED ACTIONS			Water Pocket(s):	<input checked="" type="checkbox"/> No <input type="checkbox"/> Yes
Monitor for Progress: <input checked="" type="checkbox"/> Yes <input type="checkbox"/> No			Mechanical Damage:	<input type="checkbox"/> Trunk <input type="checkbox"/> Branch <input checked="" type="checkbox"/> None
Treat Infestations: <input type="checkbox"/> Yes <input type="checkbox"/> No			Canker/Galls:	<input type="checkbox"/> No <input checked="" type="checkbox"/> Yes
Remove Deadwood: <input type="checkbox"/> Yes <input type="checkbox"/> No			Fungus:	<input checked="" type="checkbox"/> No <input type="checkbox"/> Yes
Support Structure: <input type="checkbox"/> Yes <input type="checkbox"/> No			Vigor:	<input type="checkbox"/> Excellent <input type="checkbox"/> Average <input checked="" type="checkbox"/> Fair <input type="checkbox"/> Poor
IMPACTS & MITIGATIONS			Twig/ Branch Dieback:	<input type="checkbox"/> None <input type="checkbox"/> Minor <input checked="" type="checkbox"/> Moderate <input type="checkbox"/> Extensive
In Impacted Area: <input type="checkbox"/> Yes <input type="checkbox"/> No n/a			Leaf Size:	<input checked="" type="checkbox"/> Normal <input type="checkbox"/> Small
Proposed Land Use: n/a			Heart Rot:	<input checked="" type="checkbox"/> No <input type="checkbox"/> Yes
Impacts: n/a			Insects:	<input type="checkbox"/> Minor <input checked="" type="checkbox"/> Moderate <input type="checkbox"/> Extensive <input type="checkbox"/> None
Mitigations: n/a			Exudations:	<input checked="" type="checkbox"/> No <input type="checkbox"/> Yes

Comments & Notes:

⁴⁶³ Health: A = Outstanding; B = Above Average; C = Average; D = Below Average; F = Dead

⁴⁶⁴ Decurrent = Lacking Strong Central Leader. Excurrent = Strong Central Leader.

⁴⁶⁵ Aesthetic (compared to standard tree of same species) : A = nearly symmetrical, healthy tree – F = Dead

Trunk dbh must be 4" to be included – cumulative diameters. *Juglans nigra*; *Platanus racemosa*; *Umbellularia californica*; native *Quercus sp.* Except scrub oaks not protected.

TREE FIELD DATA WORKSHEET (City of L.A.)

LDC Project No. 10003-001

Survey Date: 3/30/11

Tree Number: 155

GENERAL CHARACTERISTICS					
Species: <input type="checkbox"/> <i>Q. agrifolia</i> <input type="checkbox"/> <i>Q. lobata</i>			Health Rating ⁴⁶⁶ : <input type="checkbox"/> A <input type="checkbox"/> B <input type="checkbox"/> C <input checked="" type="checkbox"/> D <input type="checkbox"/> F		
<input type="checkbox"/> <i>Ca. Sycamore</i> <input type="checkbox"/> <i>Ca. Bay</i> <input checked="" type="checkbox"/> <i>Ca. Black Walnut</i>			Form: <input checked="" type="checkbox"/> symmetric <input type="checkbox"/> minor asymmetry		
Trunk Count: 10 Height (ft.): 22			<input type="checkbox"/> major asymmetry <input type="checkbox"/> stump sprout		
Trunk DBH (in.): 5, 4.5, 4, 4, 4.5, 4, 4, 5.5, 4.5, 5			<input checked="" type="checkbox"/> stag-head		
Percent Canopy Cover: 75%			Crown Class ⁴⁶⁷ : <input checked="" type="checkbox"/> Decurrent <input type="checkbox"/> Excurrent		
Existing Terrain: <input type="checkbox"/> Flat <input checked="" type="checkbox"/> Slope			Age Class: <input type="checkbox"/> immature <input type="checkbox"/> semi-mature		
Aesthetic Rating ⁴⁶⁸ : <input type="checkbox"/> A <input type="checkbox"/> B <input type="checkbox"/> C <input checked="" type="checkbox"/> D <input type="checkbox"/> F			<input checked="" type="checkbox"/> mature <input type="checkbox"/> over-mature/senescent		
Overall Grade: <input type="checkbox"/> A <input type="checkbox"/> B <input type="checkbox"/> C <input checked="" type="checkbox"/> D <input type="checkbox"/> F			Heritage Tree: <input checked="" type="checkbox"/> No <input type="checkbox"/> Yes		
CANOPY CHARACTERISTICS			TREE HEALTH		
	Dripline Radius (Feet)	Canopy to Grade (Feet)	Wound Wood Development:	Excellent <input type="checkbox"/> Average <input type="checkbox"/> Poor <input checked="" type="checkbox"/> None <input type="checkbox"/>	
N	19		Foliage Density:	<input checked="" type="checkbox"/> Normal <input type="checkbox"/> Sparse	
NE			Weak crotches:	<input checked="" type="checkbox"/> No <input type="checkbox"/> Yes	
E	22		Oak Pit Scale:	<input checked="" type="checkbox"/> No <input type="checkbox"/> Yes	
SE			Mainstem dieback:	<input type="checkbox"/> No <input checked="" type="checkbox"/> Yes	
S	18		Exposed Roots:	<input checked="" type="checkbox"/> No <input type="checkbox"/> Yes	
SW			Epicormic growth:	<input type="checkbox"/> No <input checked="" type="checkbox"/> Yes	
W	16		Shading Out:	<input checked="" type="checkbox"/> No <input type="checkbox"/> Yes	
NW			Cavities: <input type="checkbox"/> None <input checked="" type="checkbox"/> Trunk <input type="checkbox"/> Branch		
CANOPY SPREAD (FEET):			Exfoliating Bark:	<input checked="" type="checkbox"/> No <input type="checkbox"/> Yes	
PROPOSED ACTIONS			Water Pocket(s):	<input checked="" type="checkbox"/> No <input type="checkbox"/> Yes	
Monitor for Progress: <input checked="" type="checkbox"/> Yes <input type="checkbox"/> No			Mechanical Damage:	<input type="checkbox"/> Trunk <input type="checkbox"/> Branch <input checked="" type="checkbox"/> None	
Treat Infestations: <input type="checkbox"/> Yes <input type="checkbox"/> No			Canker/Galls:	<input type="checkbox"/> No <input checked="" type="checkbox"/> Yes	
Remove Deadwood: <input type="checkbox"/> Yes <input type="checkbox"/> No			Fungus:	<input checked="" type="checkbox"/> No <input type="checkbox"/> Yes	
Support Structure: <input type="checkbox"/> Yes <input type="checkbox"/> No			Vigor:	<input type="checkbox"/> Excellent <input type="checkbox"/> Average <input checked="" type="checkbox"/> Fair <input type="checkbox"/> Poor	
IMPACTS & MITIGATIONS			Twig/ Branch Dieback:	<input type="checkbox"/> None <input type="checkbox"/> Minor <input checked="" type="checkbox"/> Moderate <input type="checkbox"/> Extensive	
In Impacted Area: <input type="checkbox"/> Yes <input type="checkbox"/> No n/a			Leaf Size:	<input checked="" type="checkbox"/> Normal <input type="checkbox"/> Small	
Proposed Land Use: n/a			Heart Rot:	<input type="checkbox"/> No <input checked="" type="checkbox"/> Yes	
Impacts: n/a			Insects:	<input type="checkbox"/> Minor <input checked="" type="checkbox"/> Moderate <input type="checkbox"/> Extensive <input type="checkbox"/> None	
Mitigations: n/a			Exudations:	<input checked="" type="checkbox"/> No <input type="checkbox"/> Yes	

Comments & Notes: 5 dead trunks

⁴⁶⁶ Health: A =Outstanding; B = Above Average; C = Average; D = Below Average; F = Dead

⁴⁶⁷ Decurrent = Lacking Strong Central Leader. Excurrent = Strong Central Leader.

⁴⁶⁸ Aesthetic (compared to standard tree of same species) : A = nearly symmetrical, healthy tree – F = Dead

Trunk dbh must be 4" to be included – cumulative diameters. *Juglans nigra*; *Platanus racemosa*; *Umbellularia californica*; native *Quercus sp.* Except scrub oaks not protected.

Survey Date: 3/30/11

Tree Number: 156

GENERAL CHARACTERISTICS				
Species: <input type="checkbox"/> <i>Q. agrifolia</i> <input type="checkbox"/> <i>Q. lobata</i>			Health Rating ⁴⁶⁹ : <input type="checkbox"/> A <input type="checkbox"/> B <input type="checkbox"/> C <input checked="" type="checkbox"/> D <input type="checkbox"/> F	
<input type="checkbox"/> <i>Ca. Sycamore</i> <input type="checkbox"/> <i>Ca. Bay</i> <input checked="" type="checkbox"/> <i>Ca. Black Walnut</i>			Form: <input checked="" type="checkbox"/> symmetric <input type="checkbox"/> minor asymmetry	
Trunk Count: 6 Height (ft.): 30			<input type="checkbox"/> major asymmetry <input type="checkbox"/> stump sprout	
Trunk DBH (in.): 5, 5, 6, 4, 7.5, 7			<input type="checkbox"/> stag-head	
Percent Canopy Cover: 85%			Crown Class ⁴⁷⁰ : <input checked="" type="checkbox"/> Decurrent <input type="checkbox"/> Excurrent	
Existing Terrain: <input checked="" type="checkbox"/> Flat <input type="checkbox"/> Slope			Age Class: <input type="checkbox"/> immature <input type="checkbox"/> semi-mature	
Aesthetic Rating ⁴⁷¹ : <input type="checkbox"/> A <input type="checkbox"/> B <input checked="" type="checkbox"/> C <input type="checkbox"/> D <input type="checkbox"/> F			<input checked="" type="checkbox"/> mature <input type="checkbox"/> over-mature/senescent	
Overall Grade: <input type="checkbox"/> A <input type="checkbox"/> B <input type="checkbox"/> C <input checked="" type="checkbox"/> D <input type="checkbox"/> F			Heritage Tree: <input checked="" type="checkbox"/> No <input type="checkbox"/> Yes	
CANOPY CHARACTERISTICS			TREE HEALTH	
	Dripline Radius (Feet)	Canopy to Grade (Feet)	Wound Wood Development:	Excellent <input type="checkbox"/> Average <input checked="" type="checkbox"/> Poor <input type="checkbox"/> None <input type="checkbox"/>
N	8		Foliage Density:	<input checked="" type="checkbox"/> Normal <input type="checkbox"/> Sparse
NE			Weak crotches:	<input checked="" type="checkbox"/> No <input type="checkbox"/> Yes
E	17		Oak Pit Scale:	<input checked="" type="checkbox"/> No <input type="checkbox"/> Yes
SE			Mainstem dieback:	<input checked="" type="checkbox"/> No <input type="checkbox"/> Yes
S	21		Exposed Roots:	<input checked="" type="checkbox"/> No <input type="checkbox"/> Yes
SW			Epicormic growth:	<input checked="" type="checkbox"/> No <input type="checkbox"/> Yes
W	18		Shading Out:	<input checked="" type="checkbox"/> No <input type="checkbox"/> Yes
NW			Cavities: <input type="checkbox"/> None <input checked="" type="checkbox"/> Trunk <input type="checkbox"/> Branch	
CANOPY SPREAD (FEET):			Exfoliating Bark:	<input checked="" type="checkbox"/> No <input type="checkbox"/> Yes
PROPOSED ACTIONS			Water Pocket(s):	<input checked="" type="checkbox"/> No <input type="checkbox"/> Yes
Monitor for Progress: <input checked="" type="checkbox"/> Yes <input type="checkbox"/> No			Mechanical Damage:	<input checked="" type="checkbox"/> Trunk <input type="checkbox"/> Branch <input type="checkbox"/> None
Treat Infestations: <input type="checkbox"/> Yes <input type="checkbox"/> No			Canker/Galls:	<input type="checkbox"/> No <input checked="" type="checkbox"/> Yes
Remove Deadwood: <input type="checkbox"/> Yes <input type="checkbox"/> No			Fungus:	<input checked="" type="checkbox"/> No <input type="checkbox"/> Yes
Support Structure: <input type="checkbox"/> Yes <input type="checkbox"/> No			Vigor:	<input type="checkbox"/> Excellent <input checked="" type="checkbox"/> Average <input type="checkbox"/> Fair <input type="checkbox"/> Poor
IMPACTS & MITIGATIONS			Twig/ Branch Dieback:	<input type="checkbox"/> None <input type="checkbox"/> Minor <input checked="" type="checkbox"/> Moderate <input type="checkbox"/> Extensive
In Impacted Area: <input type="checkbox"/> Yes <input type="checkbox"/> No n/a			Leaf Size:	<input checked="" type="checkbox"/> Normal <input type="checkbox"/> Small
Proposed Land Use: n/a			Heart Rot:	<input type="checkbox"/> No <input checked="" type="checkbox"/> Yes
Impacts: n/a			Insects:	<input type="checkbox"/> Minor <input checked="" type="checkbox"/> Moderate <input type="checkbox"/> Extensive <input type="checkbox"/> None
Mitigations: n/a			Exudations:	<input checked="" type="checkbox"/> No <input type="checkbox"/> Yes

Comments & Notes: 3" trunk is dead with sprouts

⁴⁶⁹ Health: A = Outstanding; B = Above Average; C = Average; D = Below Average; F = Dead

⁴⁷⁰ Decurrent = Lacking Strong Central Leader. Excurrent = Strong Central Leader.

⁴⁷¹ Aesthetic (compared to standard tree of same species) : A = nearly symmetrical, healthy tree – F = Dead

Trunk dbh must be 4" to be included – cumulative diameters. *Juglans nigra*; *Platanus racemosa*; *Umbellularia californica*; native *Quercus sp.* Except scrub oaks not protected.

Survey Date: 3/30/11

Tree Number: 157

GENERAL CHARACTERISTICS				
Species: <input type="checkbox"/> <i>Q. agrifolia</i> <input type="checkbox"/> <i>Q. lobata</i>			Health Rating ⁴⁷² : <input type="checkbox"/> A <input type="checkbox"/> B <input type="checkbox"/> C <input checked="" type="checkbox"/> D <input type="checkbox"/> F	
<input type="checkbox"/> <i>Ca. Sycamore</i> <input type="checkbox"/> <i>Ca. Bay</i> <input checked="" type="checkbox"/> <i>Ca. Black Walnut</i>			Form: <input type="checkbox"/> symmetric <input checked="" type="checkbox"/> minor asymmetry	
Trunk Count: 5 Height (ft.): 42			<input type="checkbox"/> major asymmetry <input type="checkbox"/> stump sprout	
Trunk DBH (in.): 6, 9, 5.5, 7, 8			<input type="checkbox"/> stag-head	
Percent Canopy Cover: 75%			Crown Class ⁴⁷³ : <input checked="" type="checkbox"/> Decurrent <input type="checkbox"/> Excurrent	
Existing Terrain: <input type="checkbox"/> Flat <input checked="" type="checkbox"/> Slope			Age Class: <input type="checkbox"/> immature <input type="checkbox"/> semi-mature	
Aesthetic Rating ⁴⁷⁴ : <input type="checkbox"/> A <input type="checkbox"/> B <input checked="" type="checkbox"/> C <input type="checkbox"/> D <input type="checkbox"/> F			<input checked="" type="checkbox"/> mature <input type="checkbox"/> over-mature/senescent	
Overall Grade: <input type="checkbox"/> A <input type="checkbox"/> B <input type="checkbox"/> C <input checked="" type="checkbox"/> D <input type="checkbox"/> F			Heritage Tree: <input checked="" type="checkbox"/> No <input type="checkbox"/> Yes	
CANOPY CHARACTERISTICS			TREE HEALTH	
	Dripline Radius (Feet)	Canopy to Grade (Feet)	Wound Wood Development:	Excellent <input type="checkbox"/> Average <input checked="" type="checkbox"/> Poor <input type="checkbox"/> None <input type="checkbox"/>
N	10		Foliage Density:	<input checked="" type="checkbox"/> Normal <input type="checkbox"/> Sparse
NE			Weak crotches:	<input checked="" type="checkbox"/> No <input type="checkbox"/> Yes
E	24		Oak Pit Scale:	<input checked="" type="checkbox"/> No <input type="checkbox"/> Yes
SE			Mainstem dieback:	<input type="checkbox"/> No <input checked="" type="checkbox"/> Yes
S	22		Exposed Roots:	<input checked="" type="checkbox"/> No <input type="checkbox"/> Yes
SW			Epicormic growth:	<input checked="" type="checkbox"/> No <input type="checkbox"/> Yes
W	8		Shading Out:	<input type="checkbox"/> No <input checked="" type="checkbox"/> Yes
NW			Cavities: <input type="checkbox"/> None <input checked="" type="checkbox"/> Trunk <input type="checkbox"/> Branch	
CANOPY SPREAD (FEET):			Exfoliating Bark:	<input checked="" type="checkbox"/> No <input type="checkbox"/> Yes
PROPOSED ACTIONS			Water Pocket(s):	<input type="checkbox"/> No <input checked="" type="checkbox"/> Yes
Monitor for Progress: <input checked="" type="checkbox"/> Yes <input type="checkbox"/> No			Mechanical Damage:	<input type="checkbox"/> Trunk <input type="checkbox"/> Branch <input checked="" type="checkbox"/> None
Treat Infestations: <input type="checkbox"/> Yes <input type="checkbox"/> No			Canker/Galls:	<input type="checkbox"/> No <input checked="" type="checkbox"/> Yes
Remove Deadwood: <input type="checkbox"/> Yes <input type="checkbox"/> No			Fungus:	<input checked="" type="checkbox"/> No <input type="checkbox"/> Yes
Support Structure: <input type="checkbox"/> Yes <input type="checkbox"/> No			Vigor:	<input type="checkbox"/> Excellent <input type="checkbox"/> Average <input checked="" type="checkbox"/> Fair <input type="checkbox"/> Poor
IMPACTS & MITIGATIONS			Twig/ Branch Dieback:	<input type="checkbox"/> None <input type="checkbox"/> Minor <input checked="" type="checkbox"/> Moderate <input type="checkbox"/> Extensive
In Impacted Area: <input type="checkbox"/> Yes <input type="checkbox"/> No n/a			Leaf Size:	<input checked="" type="checkbox"/> Normal <input type="checkbox"/> Small
Proposed Land Use: n/a			Heart Rot:	<input type="checkbox"/> No <input checked="" type="checkbox"/> Yes
Impacts: n/a			Insects:	<input type="checkbox"/> Minor <input checked="" type="checkbox"/> Moderate <input type="checkbox"/> Extensive <input type="checkbox"/> None
Mitigations: n/a			Exudations:	<input checked="" type="checkbox"/> No <input type="checkbox"/> Yes

Comments & Notes: poison oak surrounding base

⁴⁷² Health: A = Outstanding; B = Above Average; C = Average; D = Below Average; F = Dead

⁴⁷³ Decurrent = Lacking Strong Central Leader. Excurrent = Strong Central Leader.

⁴⁷⁴ Aesthetic (compared to standard tree of same species) : A = nearly symmetrical, healthy tree – F = Dead

Trunk dbh must be 4" to be included – cumulative diameters. *Juglans nigra*; *Platanus racemosa*; *Umbellularia californica*; native *Quercus sp.* Except scrub oaks not protected.

TREE FIELD DATA WORKSHEET (City of L.A.)

LDC Project No. 10003-001

Survey Date: 3/30/11

Tree Number: 158

GENERAL CHARACTERISTICS					
Species: <input type="checkbox"/> <i>Q. agrifolia</i> <input type="checkbox"/> <i>Q. lobata</i>			Health Rating ⁴⁷⁵ : <input type="checkbox"/> A <input type="checkbox"/> B <input type="checkbox"/> C <input checked="" type="checkbox"/> D <input type="checkbox"/> F		
<input type="checkbox"/> <i>Ca. Sycamore</i> <input type="checkbox"/> <i>Ca. Bay</i> <input checked="" type="checkbox"/> <i>Ca. Black Walnut</i>			Form: <input type="checkbox"/> symmetric <input type="checkbox"/> minor asymmetry		
Trunk Count: 2 Height (ft.): 30			<input checked="" type="checkbox"/> major asymmetry <input type="checkbox"/> stump sprout		
Trunk DBH (in.): 10.5, 8			<input type="checkbox"/> stag-head		
Percent Canopy Cover: 55			Crown Class ⁴⁷⁶ : <input checked="" type="checkbox"/> Decurrent <input type="checkbox"/> Excurrent		
Existing Terrain: <input type="checkbox"/> Flat <input checked="" type="checkbox"/> Slope			Age Class: <input type="checkbox"/> immature <input type="checkbox"/> semi-mature		
Aesthetic Rating ⁴⁷⁷ : <input type="checkbox"/> A <input type="checkbox"/> B <input type="checkbox"/> C <input checked="" type="checkbox"/> D <input type="checkbox"/> F			<input checked="" type="checkbox"/> mature <input type="checkbox"/> over-mature/senescent		
Overall Grade: <input type="checkbox"/> A <input type="checkbox"/> B <input type="checkbox"/> C <input checked="" type="checkbox"/> D <input type="checkbox"/> F			Heritage Tree: <input checked="" type="checkbox"/> No <input type="checkbox"/> Yes		
CANOPY CHARACTERISTICS			TREE HEALTH		
	Dripline Radius (Feet)	Canopy to Grade (Feet)	Wound Wood Development:	Excellent <input type="checkbox"/> Average <input type="checkbox"/> Poor <input checked="" type="checkbox"/> None <input type="checkbox"/>	
N	0		Foliage Density:	<input checked="" type="checkbox"/> Normal <input type="checkbox"/> Sparse	
NE			Weak crotches:	<input checked="" type="checkbox"/> No <input type="checkbox"/> Yes	
E	11		Oak Pit Scale:	<input checked="" type="checkbox"/> No <input type="checkbox"/> Yes	
SE			Mainstem dieback:	<input type="checkbox"/> No <input checked="" type="checkbox"/> Yes	
S	15		Exposed Roots:	<input checked="" type="checkbox"/> No <input type="checkbox"/> Yes	
SW			Epicormic growth:	<input type="checkbox"/> No <input checked="" type="checkbox"/> Yes	
W	8		Shading Out:	<input type="checkbox"/> No <input checked="" type="checkbox"/> Yes	
NW			Cavities: <input type="checkbox"/> None <input checked="" type="checkbox"/> Trunk <input type="checkbox"/> Branch		
CANOPY SPREAD (FEET):			Exfoliating Bark:	<input checked="" type="checkbox"/> No <input type="checkbox"/> Yes	
PROPOSED ACTIONS			Water Pocket(s):	<input checked="" type="checkbox"/> No <input type="checkbox"/> Yes	
Monitor for Progress: <input checked="" type="checkbox"/> Yes <input type="checkbox"/> No			Mechanical Damage:	<input type="checkbox"/> Trunk <input type="checkbox"/> Branch <input checked="" type="checkbox"/> None	
Treat Infestations: <input type="checkbox"/> Yes <input type="checkbox"/> No			Canker/Galls:	<input type="checkbox"/> No <input checked="" type="checkbox"/> Yes	
Remove Deadwood: <input type="checkbox"/> Yes <input type="checkbox"/> No			Fungus:	<input checked="" type="checkbox"/> No <input type="checkbox"/> Yes	
Support Structure: <input type="checkbox"/> Yes <input type="checkbox"/> No			Vigor:	<input type="checkbox"/> Excellent <input type="checkbox"/> Average <input checked="" type="checkbox"/> Fair <input type="checkbox"/> Poor	
IMPACTS & MITIGATIONS			Twig/ Branch Dieback:	<input type="checkbox"/> None <input type="checkbox"/> Minor <input checked="" type="checkbox"/> Moderate <input type="checkbox"/> Extensive	
In Impacted Area: <input type="checkbox"/> Yes <input type="checkbox"/> No n/a			Leaf Size:	<input checked="" type="checkbox"/> Normal <input type="checkbox"/> Small	
Proposed Land Use: n/a			Heart Rot:	<input type="checkbox"/> No <input checked="" type="checkbox"/> Yes	
Impacts: n/a			Insects:	<input type="checkbox"/> Minor <input checked="" type="checkbox"/> Moderate <input type="checkbox"/> Extensive <input type="checkbox"/> None	
Mitigations: n/a			Exudations:	<input checked="" type="checkbox"/> No <input type="checkbox"/> Yes	

Comments & Notes: Poison oak surrounding base

⁴⁷⁵ Health: A = Outstanding; B = Above Average; C = Average; D = Below Average; F = Dead

⁴⁷⁶ Decurrent = Lacking Strong Central Leader. Excurrent = Strong Central Leader.

⁴⁷⁷ Aesthetic (compared to standard tree of same species) : A = nearly symmetrical, healthy tree – F = Dead

Trunk dbh must be 4" to be included – cumulative diameters. *Juglans nigra*; *Platanus racemosa*; *Umbellularia californica*; native *Quercus sp.* Except scrub oaks not protected.

Survey Date: 3/30/11

Tree Number: 159

GENERAL CHARACTERISTICS				
Species: <input type="checkbox"/> <i>Q. agrifolia</i> <input type="checkbox"/> <i>Q. lobata</i>			Health Rating ⁴⁷⁸ : <input type="checkbox"/> A <input type="checkbox"/> B <input type="checkbox"/> C <input checked="" type="checkbox"/> D <input type="checkbox"/> F	
<input type="checkbox"/> <i>Ca. Sycamore</i> <input type="checkbox"/> <i>Ca. Bay</i> <input checked="" type="checkbox"/> <i>Ca. Black Walnut</i>			Form: <input type="checkbox"/> symmetric <input type="checkbox"/> minor asymmetry	
Trunk Count: 2 Height (ft.): 27			<input checked="" type="checkbox"/> major asymmetry <input type="checkbox"/> stump sprout	
Trunk DBH (in.): 9, 6			<input type="checkbox"/> stag-head	
Percent Canopy Cover: 70%			Crown Class ⁴⁷⁹ : <input checked="" type="checkbox"/> Decurrent <input type="checkbox"/> Excurrent	
Existing Terrain: <input type="checkbox"/> Flat <input checked="" type="checkbox"/> Slope			Age Class: <input type="checkbox"/> immature <input type="checkbox"/> semi-mature	
Aesthetic Rating ⁴⁸⁰ : <input type="checkbox"/> A <input type="checkbox"/> B <input type="checkbox"/> C <input checked="" type="checkbox"/> D <input type="checkbox"/> F			<input checked="" type="checkbox"/> mature <input type="checkbox"/> over-mature/senescent	
Overall Grade: <input type="checkbox"/> A <input type="checkbox"/> B <input type="checkbox"/> C <input checked="" type="checkbox"/> D <input type="checkbox"/> F			Heritage Tree: <input checked="" type="checkbox"/> No <input type="checkbox"/> Yes	
CANOPY CHARACTERISTICS			TREE HEALTH	
	Dripline Radius (Feet)	Canopy to Grade (Feet)	Wound Wood Development:	Excellent <input type="checkbox"/> Average <input checked="" type="checkbox"/> Poor <input type="checkbox"/> None <input type="checkbox"/>
N	12		Foliage Density:	<input checked="" type="checkbox"/> Normal <input type="checkbox"/> Sparse
NE			Weak crotches:	<input checked="" type="checkbox"/> No <input type="checkbox"/> Yes
E	12		Oak Pit Scale:	<input checked="" type="checkbox"/> No <input type="checkbox"/> Yes
SE			Mainstem dieback:	<input type="checkbox"/> No <input checked="" type="checkbox"/> Yes
S	8		Exposed Roots:	<input checked="" type="checkbox"/> No <input type="checkbox"/> Yes
SW			Epicormic growth:	<input type="checkbox"/> No <input checked="" type="checkbox"/> Yes
W	28		Shading Out:	<input checked="" type="checkbox"/> No <input type="checkbox"/> Yes
NW			Cavities: <input type="checkbox"/> None <input checked="" type="checkbox"/> Trunk <input type="checkbox"/> Branch	
CANOPY SPREAD (FEET):			Exfoliating Bark:	<input checked="" type="checkbox"/> No <input type="checkbox"/> Yes
PROPOSED ACTIONS			Water Pocket(s):	<input type="checkbox"/> No <input checked="" type="checkbox"/> Yes
Monitor for Progress:			Mechanical Damage:	<input type="checkbox"/> Trunk <input type="checkbox"/> Branch <input checked="" type="checkbox"/> None
Treat Infestations:			Canker/Galls:	<input type="checkbox"/> No <input checked="" type="checkbox"/> Yes
Remove Deadwood:			Fungus:	<input checked="" type="checkbox"/> No <input type="checkbox"/> Yes
Support Structure:			Vigor:	<input type="checkbox"/> Excellent <input checked="" type="checkbox"/> Average <input type="checkbox"/> Fair <input type="checkbox"/> Poor
IMPACTS & MITIGATIONS			Twig/ Branch Dieback:	<input type="checkbox"/> None <input type="checkbox"/> Minor <input checked="" type="checkbox"/> Moderate <input type="checkbox"/> Extensive
In Impacted Area: <input type="checkbox"/> Yes <input type="checkbox"/> No n/a			Leaf Size:	<input checked="" type="checkbox"/> Normal <input type="checkbox"/> Small
Proposed Land Use: n/a			Heart Rot:	<input type="checkbox"/> No <input checked="" type="checkbox"/> Yes
Impacts: n/a			Insects:	<input type="checkbox"/> Minor <input checked="" type="checkbox"/> Moderate <input type="checkbox"/> Extensive <input type="checkbox"/> None
Mitigations: n/a			Exudations:	<input checked="" type="checkbox"/> No <input type="checkbox"/> Yes

Comments & Notes: Estimated due to poison oak covering base of tree, 1 broken trunk-basal cavity due to fire damage

⁴⁷⁸ Health: A = Outstanding; B = Above Average; C = Average; D = Below Average; F = Dead

⁴⁷⁹ Decurrent = Lacking Strong Central Leader. Excurrent = Strong Central Leader.

⁴⁸⁰ Aesthetic (compared to standard tree of same species) : A = nearly symmetrical, healthy tree – F = Dead

Trunk dbh must be 4" to be included – cumulative diameters. *Juglans nigra*; *Platanus racemosa*; *Umbellularia californica*; native *Quercus sp.* Except scrub oaks not protected.

Survey Date: 3/30/11

Tree Number: 160

GENERAL CHARACTERISTICS				
Species: <input type="checkbox"/> <i>Q. agrifolia</i> <input type="checkbox"/> <i>Q. lobata</i>			Health Rating ⁴⁸¹ : <input type="checkbox"/> A <input type="checkbox"/> B <input type="checkbox"/> C <input checked="" type="checkbox"/> D <input type="checkbox"/> F	
<input type="checkbox"/> <i>Ca. Sycamore</i> <input type="checkbox"/> <i>Ca. Bay</i> <input checked="" type="checkbox"/> <i>Ca. Black Walnut</i>			Form: <input type="checkbox"/> symmetric <input checked="" type="checkbox"/> minor asymmetry	
Trunk Count: 1 Height (ft.): 35			<input type="checkbox"/> major asymmetry <input type="checkbox"/> stump sprout	
Trunk DBH (in.): 9.5			<input type="checkbox"/> stag-head	
Percent Canopy Cover: 75%			Crown Class ⁴⁸² : <input checked="" type="checkbox"/> Decurrent <input type="checkbox"/> Excurrent	
Existing Terrain: <input checked="" type="checkbox"/> Flat <input type="checkbox"/> Slope			Age Class: <input type="checkbox"/> immature <input type="checkbox"/> semi-mature	
Aesthetic Rating ⁴⁸³ : <input type="checkbox"/> A <input type="checkbox"/> B <input checked="" type="checkbox"/> C <input type="checkbox"/> D <input type="checkbox"/> F			<input checked="" type="checkbox"/> mature <input type="checkbox"/> over-mature/senescent	
Overall Grade: <input type="checkbox"/> A <input type="checkbox"/> B <input type="checkbox"/> C <input checked="" type="checkbox"/> D <input type="checkbox"/> F			Heritage Tree: <input checked="" type="checkbox"/> No <input type="checkbox"/> Yes	
CANOPY CHARACTERISTICS			TREE HEALTH	
	Dripline Radius (Feet)	Canopy to Grade (Feet)	Wound Wood Development:	Excellent <input type="checkbox"/> Average <input checked="" type="checkbox"/> Poor <input type="checkbox"/> None <input type="checkbox"/>
N	10		Foliage Density:	<input checked="" type="checkbox"/> Normal <input type="checkbox"/> Sparse
NE			Weak crotches:	<input checked="" type="checkbox"/> No <input type="checkbox"/> Yes
E	0		Oak Pit Scale:	<input checked="" type="checkbox"/> No <input type="checkbox"/> Yes
SE			Mainstem dieback:	<input checked="" type="checkbox"/> No <input type="checkbox"/> Yes
S	12		Exposed Roots:	<input checked="" type="checkbox"/> No <input type="checkbox"/> Yes
SW			Epicormic growth:	<input type="checkbox"/> No <input checked="" type="checkbox"/> Yes
W	17		Shading Out:	<input checked="" type="checkbox"/> No <input type="checkbox"/> Yes
NW			Cavities: <input checked="" type="checkbox"/> None <input type="checkbox"/> Trunk <input type="checkbox"/> Branch	
CANOPY SPREAD (FEET):			Exfoliating Bark:	<input checked="" type="checkbox"/> No <input type="checkbox"/> Yes
PROPOSED ACTIONS			Water Pocket(s):	<input checked="" type="checkbox"/> No <input type="checkbox"/> Yes
Monitor for Progress: <input checked="" type="checkbox"/> Yes <input type="checkbox"/> No			Mechanical Damage:	<input checked="" type="checkbox"/> Trunk <input checked="" type="checkbox"/> Branch <input type="checkbox"/> None
Treat Infestations: <input type="checkbox"/> Yes <input type="checkbox"/> No			Canker/Galls:	<input type="checkbox"/> No <input checked="" type="checkbox"/> Yes
Remove Deadwood: <input type="checkbox"/> Yes <input type="checkbox"/> No			Fungus:	<input checked="" type="checkbox"/> No <input type="checkbox"/> Yes
Support Structure: <input type="checkbox"/> Yes <input type="checkbox"/> No			Vigor:	<input type="checkbox"/> Excellent <input checked="" type="checkbox"/> Average <input type="checkbox"/> Fair <input type="checkbox"/> Poor
IMPACTS & MITIGATIONS			Twig/ Branch Dieback:	<input type="checkbox"/> None <input type="checkbox"/> Minor <input checked="" type="checkbox"/> Moderate <input type="checkbox"/> Extensive
In Impacted Area: <input type="checkbox"/> Yes <input type="checkbox"/> No n/a			Leaf Size:	<input checked="" type="checkbox"/> Normal <input type="checkbox"/> Small
Proposed Land Use: n/a			Heart Rot:	<input type="checkbox"/> No <input checked="" type="checkbox"/> Yes
Impacts: n/a			Insects:	<input type="checkbox"/> Minor <input checked="" type="checkbox"/> Moderate <input type="checkbox"/> Extensive <input type="checkbox"/> None
Mitigations: n/a			Exudations:	<input checked="" type="checkbox"/> No <input type="checkbox"/> Yes

Comments & Notes: 2 dead trunks- basal cavity; upper canopy dead

⁴⁸¹ Health: A =Outstanding; B = Above Average; C = Average; D = Below Average; F = Dead

⁴⁸² Decurrent = Lacking Strong Central Leader. Excurrent = Strong Central Leader.

⁴⁸³ Aesthetic (compared to standard tree of same species) : A = nearly symmetrical, healthy tree – F = Dead

Trunk dbh must be 4" to be included – cumulative diameters. *Juglans nigra*; *Platanus racemosa*; *Umbellularia californica*; native *Quercus sp.* Except scrub oaks not protected.

TREE FIELD DATA WORKSHEET (City of L.A.)

LDC Project No. 10003-001

Survey Date: 3/30/11

Tree Number: 161

GENERAL CHARACTERISTICS			TREE HEALTH		
Species: <input type="checkbox"/> <i>Q. agrifolia</i> <input type="checkbox"/> <i>Q. lobata</i>			Health Rating ⁴⁸⁴ : <input type="checkbox"/> A <input type="checkbox"/> B <input type="checkbox"/> C <input checked="" type="checkbox"/> D <input type="checkbox"/> F		
<input type="checkbox"/> <i>Ca. Sycamore</i> <input type="checkbox"/> <i>Ca. Bay</i> <input checked="" type="checkbox"/> <i>Ca. Black Walnut</i>			Form: <input type="checkbox"/> symmetric <input type="checkbox"/> minor asymmetry		
Trunk Count: 1 Height (ft.): 26			<input checked="" type="checkbox"/> major asymmetry <input type="checkbox"/> stump sprout		
Trunk DBH (in.): 9.5			<input type="checkbox"/> stag-head		
Percent Canopy Cover: 50%			Crown Class ⁴⁸⁵ : <input checked="" type="checkbox"/> Decurrent <input type="checkbox"/> Excurrent		
Existing Terrain: <input checked="" type="checkbox"/> Flat <input type="checkbox"/> Slope			Age Class: <input type="checkbox"/> immature <input type="checkbox"/> semi-mature		
Aesthetic Rating ⁴⁸⁶ : <input type="checkbox"/> A <input type="checkbox"/> B <input type="checkbox"/> C <input checked="" type="checkbox"/> D <input type="checkbox"/> F			<input checked="" type="checkbox"/> mature <input type="checkbox"/> over-mature/senescent		
Overall Grade: <input type="checkbox"/> A <input type="checkbox"/> B <input type="checkbox"/> C <input checked="" type="checkbox"/> D <input type="checkbox"/> F			Heritage Tree: <input checked="" type="checkbox"/> No <input type="checkbox"/> Yes		
CANOPY CHARACTERISTICS			TREE HEALTH		
	Dripline Radius (Feet)	Canopy to Grade (Feet)	Wound Wood Development:	Excellent <input type="checkbox"/> Average <input checked="" type="checkbox"/>	Poor <input type="checkbox"/> None <input type="checkbox"/>
N	0		Foliage Density:	<input checked="" type="checkbox"/> Normal <input type="checkbox"/> Sparse	
NE			Weak crotches:	<input checked="" type="checkbox"/> No <input type="checkbox"/> Yes	
E	0		Oak Pit Scale:	<input checked="" type="checkbox"/> No <input type="checkbox"/> Yes	
SE			Mainstem dieback:	<input type="checkbox"/> No <input checked="" type="checkbox"/> Yes	
S	12		Exposed Roots:	<input checked="" type="checkbox"/> No <input type="checkbox"/> Yes	
SW			Epicormic growth:	<input type="checkbox"/> No <input checked="" type="checkbox"/> Yes	
W	0		Shading Out:	<input type="checkbox"/> No <input checked="" type="checkbox"/> Yes	
NW			Cavities: <input checked="" type="checkbox"/> None <input type="checkbox"/> Trunk <input type="checkbox"/> Branch		
CANOPY SPREAD (FEET):			Exfoliating Bark:	<input checked="" type="checkbox"/> No <input type="checkbox"/> Yes	
PROPOSED ACTIONS			Water Pocket(s):	<input checked="" type="checkbox"/> No <input type="checkbox"/> Yes	
Monitor for Progress: <input checked="" type="checkbox"/> Yes <input type="checkbox"/> No			Mechanical Damage:	<input checked="" type="checkbox"/> Trunk <input checked="" type="checkbox"/> Branch <input type="checkbox"/> None	
Treat Infestations: <input type="checkbox"/> Yes <input type="checkbox"/> No			Canker/Galls:	<input type="checkbox"/> No <input checked="" type="checkbox"/> Yes	
Remove Deadwood: <input type="checkbox"/> Yes <input type="checkbox"/> No			Fungus:	<input checked="" type="checkbox"/> No <input type="checkbox"/> Yes	
Support Structure: <input type="checkbox"/> Yes <input type="checkbox"/> No			Vigor:	<input type="checkbox"/> Excellent <input type="checkbox"/> Average <input checked="" type="checkbox"/> Fair <input type="checkbox"/> Poor	
IMPACTS & MITIGATIONS			Twig/ Branch Dieback:	<input type="checkbox"/> None <input type="checkbox"/> Minor <input checked="" type="checkbox"/> Moderate <input type="checkbox"/> Extensive	
In Impacted Area: <input type="checkbox"/> Yes <input type="checkbox"/> No n/a			Leaf Size:	<input checked="" type="checkbox"/> Normal <input type="checkbox"/> Small	
Proposed Land Use: n/a			Heart Rot:	<input type="checkbox"/> No <input checked="" type="checkbox"/> Yes	
Impacts: n/a			Insects:	<input type="checkbox"/> Minor <input checked="" type="checkbox"/> Moderate <input type="checkbox"/> Extensive <input type="checkbox"/> None	
Mitigations: n/a			Exudations:	<input checked="" type="checkbox"/> No <input type="checkbox"/> Yes	

Comments & Notes: branches cut and trunks damaged- along dirt road.

⁴⁸⁴ Health: A =Outstanding; B = Above Average; C = Average; D = Below Average; F = Dead

⁴⁸⁵ Decurrent = Lacking Strong Central Leader. Excurrent = Strong Central Leader.

⁴⁸⁶ Aesthetic (compared to standard tree of same species) : A = nearly symmetrical, healthy tree – F = Dead

Trunk dbh must be 4" to be included – cumulative diameters. *Juglans nigra*; *Platanus racemosa*; *Umbellularia californica*; native *Quercus sp.* Except scrub oaks not protected.

Survey Date: 3/30/11

Tree Number: 162

GENERAL CHARACTERISTICS				
Species: <input type="checkbox"/> <i>Q. agrifolia</i> <input type="checkbox"/> <i>Q. lobata</i>			Health Rating ⁴⁸⁷ : <input type="checkbox"/> A <input type="checkbox"/> B <input type="checkbox"/> C <input checked="" type="checkbox"/> D <input type="checkbox"/> F	
<input type="checkbox"/> <i>Ca. Sycamore</i> <input type="checkbox"/> <i>Ca. Bay</i> <input checked="" type="checkbox"/> <i>Ca. Black Walnut</i>			Form: <input type="checkbox"/> symmetric <input type="checkbox"/> minor asymmetry	
Trunk Count: 1 Height (ft.): 22			<input type="checkbox"/> major asymmetry <input type="checkbox"/> stump sprout	
Trunk DBH (in.): 8			<input checked="" type="checkbox"/> stag-head	
Percent Canopy Cover: 45%			Crown Class ⁴⁸⁸ : <input checked="" type="checkbox"/> Decurrent <input type="checkbox"/> Excurrent	
Existing Terrain: <input checked="" type="checkbox"/> Flat <input type="checkbox"/> Slope			Age Class: <input type="checkbox"/> immature <input type="checkbox"/> semi-mature	
Aesthetic Rating ⁴⁸⁹ : <input type="checkbox"/> A <input type="checkbox"/> B <input type="checkbox"/> C <input checked="" type="checkbox"/> D <input type="checkbox"/> F			<input checked="" type="checkbox"/> mature <input type="checkbox"/> over-mature/senescent	
Overall Grade: <input type="checkbox"/> A <input type="checkbox"/> B <input type="checkbox"/> C <input checked="" type="checkbox"/> D <input type="checkbox"/> F			Heritage Tree: <input checked="" type="checkbox"/> No <input type="checkbox"/> Yes	
CANOPY CHARACTERISTICS			TREE HEALTH	
	Dripline Radius (Feet)	Canopy to Grade (Feet)	Wound Wood Development:	Excellent <input type="checkbox"/> Average <input checked="" type="checkbox"/> Poor <input type="checkbox"/> None <input type="checkbox"/>
N	9		Foliage Density:	<input type="checkbox"/> Normal <input checked="" type="checkbox"/> Sparse
NE			Weak crotches:	<input checked="" type="checkbox"/> No <input type="checkbox"/> Yes
E	18		Oak Pit Scale:	<input checked="" type="checkbox"/> No <input type="checkbox"/> Yes
SE			Mainstem dieback:	<input type="checkbox"/> No <input checked="" type="checkbox"/> Yes
S	3		Exposed Roots:	<input checked="" type="checkbox"/> No <input type="checkbox"/> Yes
SW			Epicormic growth:	<input type="checkbox"/> No <input checked="" type="checkbox"/> Yes
W	4		Shading Out:	<input type="checkbox"/> No <input checked="" type="checkbox"/> Yes
NW			Cavities: <input checked="" type="checkbox"/> None	<input type="checkbox"/> Trunk <input type="checkbox"/> Branch
CANOPY SPREAD (FEET):			Exfoliating Bark:	<input checked="" type="checkbox"/> No <input type="checkbox"/> Yes
PROPOSED ACTIONS			Water Pocket(s):	<input checked="" type="checkbox"/> No <input type="checkbox"/> Yes
Monitor for Progress: <input checked="" type="checkbox"/> Yes <input type="checkbox"/> No			Mechanical Damage:	<input checked="" type="checkbox"/> Trunk <input checked="" type="checkbox"/> Branch <input type="checkbox"/> None
Treat Infestations: <input type="checkbox"/> Yes <input type="checkbox"/> No			Canker/Galls:	<input type="checkbox"/> No <input checked="" type="checkbox"/> Yes
Remove Deadwood: <input type="checkbox"/> Yes <input type="checkbox"/> No			Fungus:	<input checked="" type="checkbox"/> No <input type="checkbox"/> Yes
Support Structure: <input type="checkbox"/> Yes <input type="checkbox"/> No			Vigor:	<input type="checkbox"/> Excellent <input type="checkbox"/> Average <input checked="" type="checkbox"/> Fair <input type="checkbox"/> Poor
IMPACTS & MITIGATIONS			Twig/ Branch Dieback:	<input type="checkbox"/> None <input type="checkbox"/> Minor <input checked="" type="checkbox"/> Moderate <input type="checkbox"/> Extensive
In Impacted Area: <input type="checkbox"/> Yes <input type="checkbox"/> No n/a			Leaf Size:	<input checked="" type="checkbox"/> Normal <input type="checkbox"/> Small
Proposed Land Use: n/a			Heart Rot:	<input type="checkbox"/> No <input checked="" type="checkbox"/> Yes
Impacts: n/a			Insects:	<input type="checkbox"/> Minor <input checked="" type="checkbox"/> Moderate <input type="checkbox"/> Extensive <input type="checkbox"/> None
Mitigations: n/a			Exudations:	<input checked="" type="checkbox"/> No <input type="checkbox"/> Yes

Comments & Notes: NOT TAGGED due to poison oak; surveyed at distance due to poison oak.

⁴⁸⁷ Health: A = Outstanding; B = Above Average; C = Average; D = Below Average; F = Dead

⁴⁸⁸ Decurrent = Lacking Strong Central Leader. Excurrent = Strong Central Leader.

⁴⁸⁹ Aesthetic (compared to standard tree of same species) : A = nearly symmetrical, healthy tree – F = Dead

Trunk dbh must be 4" to be included – cumulative diameters. *Juglans nigra*; *Platanus racemosa*; *Umbellularia californica*; native *Quercus sp.* Except scrub oaks not protected.

TREE FIELD DATA WORKSHEET (City of L.A.)

LDC Project No. 10003-001

Survey Date: 3/30/11

Tree Number: 163

GENERAL CHARACTERISTICS					
Species: <input type="checkbox"/> <i>Q. agrifolia</i> <input type="checkbox"/> <i>Q. lobata</i>			Health Rating ⁴⁹⁰ : <input type="checkbox"/> A <input type="checkbox"/> B <input type="checkbox"/> C <input checked="" type="checkbox"/> D <input type="checkbox"/> F		
<input type="checkbox"/> <i>Ca. Sycamore</i> <input type="checkbox"/> <i>Ca. Bay</i> <input checked="" type="checkbox"/> <i>Ca. Black Walnut</i>			Form: <input type="checkbox"/> symmetric <input type="checkbox"/> minor asymmetry		
Trunk Count: 2 Height (ft.): 20			<input checked="" type="checkbox"/> major asymmetry <input type="checkbox"/> stump sprout		
Trunk DBH (in.): 54.5, 3.5			<input type="checkbox"/> stag-head		
Percent Canopy Cover: 60%			Crown Class ⁴⁹¹ : <input checked="" type="checkbox"/> Decurrent <input type="checkbox"/> Excurrent		
Existing Terrain: <input checked="" type="checkbox"/> Flat <input type="checkbox"/> Slope			Age Class: <input type="checkbox"/> immature <input checked="" type="checkbox"/> semi-mature		
Aesthetic Rating ⁴⁹² : <input type="checkbox"/> A <input type="checkbox"/> B <input type="checkbox"/> C <input checked="" type="checkbox"/> D <input type="checkbox"/> F			<input type="checkbox"/> mature <input type="checkbox"/> over-mature/senescent		
Overall Grade: <input type="checkbox"/> A <input type="checkbox"/> B <input type="checkbox"/> C <input checked="" type="checkbox"/> D <input type="checkbox"/> F			Heritage Tree: <input checked="" type="checkbox"/> No <input type="checkbox"/> Yes		
CANOPY CHARACTERISTICS			TREE HEALTH		
	Dripline Radius (Feet)	Canopy to Grade (Feet)	Wound Wood Development:	Excellent <input type="checkbox"/> Average <input checked="" type="checkbox"/>	Poor <input type="checkbox"/> None <input type="checkbox"/>
N	0		Foliage Density:	<input type="checkbox"/> Normal <input checked="" type="checkbox"/> Sparse	
NE			Weak crotches:	<input checked="" type="checkbox"/> No <input type="checkbox"/> Yes	
E	15		Oak Pit Scale:	<input checked="" type="checkbox"/> No <input type="checkbox"/> Yes	
SE			Mainstem dieback:	<input checked="" type="checkbox"/> No <input type="checkbox"/> Yes	
S	7		Exposed Roots:	<input checked="" type="checkbox"/> No <input type="checkbox"/> Yes	
SW			Epicormic growth:	<input type="checkbox"/> No <input checked="" type="checkbox"/> Yes	
W	0		Shading Out:	<input type="checkbox"/> No <input checked="" type="checkbox"/> Yes	
NW			Cavities: <input checked="" type="checkbox"/> None	<input type="checkbox"/> Trunk <input type="checkbox"/> Branch	
CANOPY SPREAD (FEET):			Exfoliating Bark:	<input checked="" type="checkbox"/> No <input type="checkbox"/> Yes	
PROPOSED ACTIONS			Water Pocket(s):	<input checked="" type="checkbox"/> No <input type="checkbox"/> Yes	
Monitor for Progress: <input checked="" type="checkbox"/> Yes <input type="checkbox"/> No			Mechanical Damage:	<input checked="" type="checkbox"/> Trunk <input checked="" type="checkbox"/> Branch	<input type="checkbox"/> None
Treat Infestations: <input type="checkbox"/> Yes <input type="checkbox"/> No			Canker/Galls:	<input type="checkbox"/> No <input checked="" type="checkbox"/> Yes	
Remove Deadwood: <input type="checkbox"/> Yes <input type="checkbox"/> No			Fungus:	<input checked="" type="checkbox"/> No <input type="checkbox"/> Yes	
Support Structure: <input type="checkbox"/> Yes <input type="checkbox"/> No			Vigor:	<input type="checkbox"/> Excellent <input type="checkbox"/> Average	<input checked="" type="checkbox"/> Fair <input type="checkbox"/> Poor
IMPACTS & MITIGATIONS			Twig/ Branch Dieback:	<input type="checkbox"/> None <input type="checkbox"/> Minor	<input checked="" type="checkbox"/> Moderate <input type="checkbox"/> Extensive
In Impacted Area: <input type="checkbox"/> Yes <input type="checkbox"/> No n/a			Leaf Size:	<input checked="" type="checkbox"/> Normal <input type="checkbox"/> Small	
Proposed Land Use: n/a			Heart Rot:	<input type="checkbox"/> No <input checked="" type="checkbox"/> Yes	
Impacts: n/a			Insects:	<input type="checkbox"/> Minor <input checked="" type="checkbox"/> Moderate	<input type="checkbox"/> Extensive <input type="checkbox"/> None
Mitigations: n/a			Exudations:	<input checked="" type="checkbox"/> No <input type="checkbox"/> Yes	

Comments & Notes:

⁴⁹⁰ Health: A =Outstanding; B = Above Average; C = Average; D = Below Average; F = Dead

⁴⁹¹ Decurrent = Lacking Strong Central Leader. Excurrent = Strong Central Leader.

⁴⁹² Aesthetic (compared to standard tree of same species) : A = nearly symmetrical, healthy tree – F = Dead

Trunk dbh must be 4" to be included – cumulative diameters. *Juglans nigra*; *Platanus racemosa*; *Umbellularia californica*; native *Quercus sp.* Except scrub oaks not protected.

Survey Date: 3/30/11

Tree Number: 164

GENERAL CHARACTERISTICS				
Species: <input type="checkbox"/> <i>Q. agrifolia</i> <input type="checkbox"/> <i>Q. lobata</i>			Health Rating ⁴⁹³ : <input type="checkbox"/> A <input type="checkbox"/> B <input type="checkbox"/> C <input checked="" type="checkbox"/> D <input type="checkbox"/> F	
<input type="checkbox"/> <i>Ca. Sycamore</i> <input type="checkbox"/> <i>Ca. Bay</i> <input checked="" type="checkbox"/> <i>Ca. Black Walnut</i>			Form: <input checked="" type="checkbox"/> symmetric <input type="checkbox"/> minor asymmetry	
Trunk Count: 3 Height (ft.): 18			<input type="checkbox"/> major asymmetry <input type="checkbox"/> stump sprout	
Trunk DBH (in.): 7, 5, 5			<input type="checkbox"/> stag-head	
Percent Canopy Cover: 65%			Crown Class ⁴⁹⁴ : <input checked="" type="checkbox"/> Decurrent <input type="checkbox"/> Excurrent	
Existing Terrain: <input type="checkbox"/> Flat <input checked="" type="checkbox"/> Slope			Age Class: <input type="checkbox"/> immature <input checked="" type="checkbox"/> semi-mature	
Aesthetic Rating ⁴⁹⁵ : <input type="checkbox"/> A <input type="checkbox"/> B <input type="checkbox"/> C <input checked="" type="checkbox"/> D <input type="checkbox"/> F			<input type="checkbox"/> mature <input type="checkbox"/> over-mature/senescent	
Overall Grade: <input type="checkbox"/> A <input type="checkbox"/> B <input type="checkbox"/> C <input checked="" type="checkbox"/> D <input type="checkbox"/> F			Heritage Tree: <input checked="" type="checkbox"/> No <input type="checkbox"/> Yes	
CANOPY CHARACTERISTICS			TREE HEALTH	
	Dripline Radius (Feet)	Canopy to Grade (Feet)	Wound Wood Development:	Excellent <input type="checkbox"/> Average <input checked="" type="checkbox"/> Poor <input type="checkbox"/> None <input type="checkbox"/>
N	13		Foliage Density:	<input checked="" type="checkbox"/> Normal <input type="checkbox"/> Sparse
NE			Weak crotches:	<input checked="" type="checkbox"/> No <input type="checkbox"/> Yes
E	12		Oak Pit Scale:	<input checked="" type="checkbox"/> No <input type="checkbox"/> Yes
SE			Mainstem dieback:	<input type="checkbox"/> No <input checked="" type="checkbox"/> Yes
S	12		Exposed Roots:	<input checked="" type="checkbox"/> No <input type="checkbox"/> Yes
SW			Epicormic growth:	<input type="checkbox"/> No <input checked="" type="checkbox"/> Yes
W	11		Shading Out:	<input checked="" type="checkbox"/> No <input type="checkbox"/> Yes
NW			Cavities: <input type="checkbox"/> None <input checked="" type="checkbox"/> Trunk <input type="checkbox"/> Branch	
CANOPY SPREAD (FEET):			Exfoliating Bark:	<input checked="" type="checkbox"/> No <input type="checkbox"/> Yes
PROPOSED ACTIONS			Water Pocket(s):	<input type="checkbox"/> No <input checked="" type="checkbox"/> Yes
Monitor for Progress: <input checked="" type="checkbox"/> Yes <input type="checkbox"/> No			Mechanical Damage:	<input type="checkbox"/> Trunk <input type="checkbox"/> Branch <input checked="" type="checkbox"/> None
Treat Infestations: <input type="checkbox"/> Yes <input type="checkbox"/> No			Canker/Galls:	<input type="checkbox"/> No <input checked="" type="checkbox"/> Yes
Remove Deadwood: <input type="checkbox"/> Yes <input type="checkbox"/> No			Fungus:	<input checked="" type="checkbox"/> No <input type="checkbox"/> Yes
Support Structure: <input type="checkbox"/> Yes <input type="checkbox"/> No			Vigor:	<input type="checkbox"/> Excellent <input type="checkbox"/> Average <input checked="" type="checkbox"/> Fair <input type="checkbox"/> Poor
IMPACTS & MITIGATIONS			Twig/ Branch Dieback:	<input type="checkbox"/> None <input type="checkbox"/> Minor <input checked="" type="checkbox"/> Moderate <input type="checkbox"/> Extensive
In Impacted Area: <input type="checkbox"/> Yes <input type="checkbox"/> No n/a			Leaf Size:	<input checked="" type="checkbox"/> Normal <input type="checkbox"/> Small
Proposed Land Use: n/a			Heart Rot:	<input type="checkbox"/> No <input checked="" type="checkbox"/> Yes
Impacts: n/a			Insects:	<input type="checkbox"/> Minor <input checked="" type="checkbox"/> Moderate <input type="checkbox"/> Extensive <input type="checkbox"/> None
Mitigations: n/a			Exudations:	<input checked="" type="checkbox"/> No <input type="checkbox"/> Yes

Comments & Notes: basal cavity

⁴⁹³ Health: A = Outstanding; B = Above Average; C = Average; D = Below Average; F = Dead

⁴⁹⁴ Decurrent = Lacking Strong Central Leader. Excurrent = Strong Central Leader.

⁴⁹⁵ Aesthetic (compared to standard tree of same species) : A = nearly symmetrical, healthy tree – F = Dead

Trunk dbh must be 4" to be included – cumulative diameters. *Juglans nigra*; *Platanus racemosa*; *Umbellularia californica*; native *Quercus sp.* Except scrub oaks not protected.

TREE FIELD DATA WORKSHEET (City of L.A.)

LDC Project No. 10003-001

Survey Date: 3/30/11

Tree Number: 165

GENERAL CHARACTERISTICS				
Species: <input type="checkbox"/> <i>Q. agrifolia</i> <input type="checkbox"/> <i>Q. lobata</i>			Health Rating ⁴⁹⁶ : <input type="checkbox"/> A <input type="checkbox"/> B <input type="checkbox"/> C <input checked="" type="checkbox"/> D <input type="checkbox"/> F	
<input type="checkbox"/> <i>Ca. Sycamore</i> <input type="checkbox"/> <i>Ca. Bay</i> <input checked="" type="checkbox"/> <i>Ca. Black Walnut</i>			Form: <input checked="" type="checkbox"/> symmetric <input type="checkbox"/> minor asymmetry	
Trunk Count: 2 Height (ft.): 21			<input type="checkbox"/> major asymmetry <input type="checkbox"/> stump sprout	
Trunk DBH (in.): 6.5, 4			<input type="checkbox"/> stag-head	
Percent Canopy Cover: 65%			Crown Class ⁴⁹⁷ : <input checked="" type="checkbox"/> Decurrent <input type="checkbox"/> Excurrent	
Existing Terrain: <input type="checkbox"/> Flat <input checked="" type="checkbox"/> Slope			Age Class: <input type="checkbox"/> immature <input checked="" type="checkbox"/> semi-mature	
Aesthetic Rating ⁴⁹⁸ : <input type="checkbox"/> A <input type="checkbox"/> B <input type="checkbox"/> C <input checked="" type="checkbox"/> D <input type="checkbox"/> F			<input type="checkbox"/> mature <input type="checkbox"/> over-mature/senescent	
Overall Grade: <input type="checkbox"/> A <input type="checkbox"/> B <input type="checkbox"/> C <input checked="" type="checkbox"/> D <input type="checkbox"/> F			Heritage Tree: <input checked="" type="checkbox"/> No <input type="checkbox"/> Yes	
CANOPY CHARACTERISTICS			TREE HEALTH	
	Dripline Radius (Feet)	Canopy to Grade (Feet)	Wound Wood Development:	Excellent <input type="checkbox"/> Average <input checked="" type="checkbox"/> Poor <input type="checkbox"/> None <input type="checkbox"/>
N	12		Foliage Density:	<input checked="" type="checkbox"/> Normal <input type="checkbox"/> Sparse
NE			Weak crotches:	<input checked="" type="checkbox"/> No <input type="checkbox"/> Yes
E	8		Oak Pit Scale:	<input checked="" type="checkbox"/> No <input type="checkbox"/> Yes
SE			Mainstem dieback:	<input type="checkbox"/> No <input checked="" type="checkbox"/> Yes
S	12		Exposed Roots:	<input checked="" type="checkbox"/> No <input type="checkbox"/> Yes
SW			Epicormic growth:	<input type="checkbox"/> No <input checked="" type="checkbox"/> Yes
W	13		Shading Out:	<input checked="" type="checkbox"/> No <input type="checkbox"/> Yes
NW			Cavities: <input type="checkbox"/> None <input checked="" type="checkbox"/> Trunk <input type="checkbox"/> Branch	
CANOPY SPREAD (FEET):			Exfoliating Bark:	<input checked="" type="checkbox"/> No <input type="checkbox"/> Yes
PROPOSED ACTIONS			Water Pocket(s):	<input checked="" type="checkbox"/> No <input type="checkbox"/> Yes
Monitor for Progress: <input checked="" type="checkbox"/> Yes <input type="checkbox"/> No			Mechanical Damage:	<input type="checkbox"/> Trunk <input type="checkbox"/> Branch <input checked="" type="checkbox"/> None
Treat Infestations: <input type="checkbox"/> Yes <input type="checkbox"/> No			Canker/Galls:	<input type="checkbox"/> No <input checked="" type="checkbox"/> Yes
Remove Deadwood: <input type="checkbox"/> Yes <input type="checkbox"/> No			Fungus:	<input checked="" type="checkbox"/> No <input type="checkbox"/> Yes
Support Structure: <input type="checkbox"/> Yes <input type="checkbox"/> No			Vigor:	<input type="checkbox"/> Excellent <input type="checkbox"/> Average <input checked="" type="checkbox"/> Fair <input type="checkbox"/> Poor
IMPACTS & MITIGATIONS			Twig/ Branch Dieback:	<input type="checkbox"/> None <input type="checkbox"/> Minor <input checked="" type="checkbox"/> Moderate <input type="checkbox"/> Extensive
In Impacted Area: <input type="checkbox"/> Yes <input type="checkbox"/> No n/a			Leaf Size:	<input checked="" type="checkbox"/> Normal <input type="checkbox"/> Small
Proposed Land Use: n/a			Heart Rot:	<input type="checkbox"/> No <input checked="" type="checkbox"/> Yes
Impacts: n/a			Insects:	<input type="checkbox"/> Minor <input checked="" type="checkbox"/> Moderate <input type="checkbox"/> Extensive <input type="checkbox"/> None
Mitigations: n/a			Exudations:	<input checked="" type="checkbox"/> No <input type="checkbox"/> Yes

Comments & Notes:

⁴⁹⁶ Health: A =Outstanding; B = Above Average; C = Average; D = Below Average; F = Dead

⁴⁹⁷ Decurrent = Lacking Strong Central Leader. Excurrent = Strong Central Leader.

⁴⁹⁸ Aesthetic (compared to standard tree of same species) : A = nearly symmetrical, healthy tree – F = Dead

Trunk dbh must be 4" to be included – cumulative diameters. *Juglans nigra*; *Platanus racemosa*; *Umbellularia californica*; native *Quercus sp.* Except scrub oaks not protected.

Survey Date: 3/30/11

Tree Number: 166

GENERAL CHARACTERISTICS				
Species: <input type="checkbox"/> <i>Q. agrifolia</i> <input type="checkbox"/> <i>Q. lobata</i>			Health Rating ⁴⁹⁹ : <input type="checkbox"/> A <input type="checkbox"/> B <input type="checkbox"/> C <input checked="" type="checkbox"/> D <input type="checkbox"/> F	
<input type="checkbox"/> <i>Ca. Sycamore</i> <input type="checkbox"/> <i>Ca. Bay</i> <input checked="" type="checkbox"/> <i>Ca. Black Walnut</i>			Form: <input type="checkbox"/> symmetric <input checked="" type="checkbox"/> minor asymmetry	
Trunk Count: 2 Height (ft.): 14			<input type="checkbox"/> major asymmetry <input type="checkbox"/> stump sprout	
Trunk DBH (in.): 4, 4			<input type="checkbox"/> stag-head	
Percent Canopy Cover: 85%			Crown Class ⁵⁰⁰ : <input checked="" type="checkbox"/> Decurrent <input type="checkbox"/> Excurrent	
Existing Terrain: <input type="checkbox"/> Flat <input checked="" type="checkbox"/> Slope			Age Class: <input type="checkbox"/> immature <input checked="" type="checkbox"/> semi-mature	
Aesthetic Rating ⁵⁰¹ : <input type="checkbox"/> A <input type="checkbox"/> B <input type="checkbox"/> C <input checked="" type="checkbox"/> D <input type="checkbox"/> F			<input type="checkbox"/> mature <input type="checkbox"/> over-mature/senescent	
Overall Grade: <input type="checkbox"/> A <input type="checkbox"/> B <input type="checkbox"/> C <input checked="" type="checkbox"/> D <input type="checkbox"/> F			Heritage Tree: <input checked="" type="checkbox"/> No <input type="checkbox"/> Yes	
CANOPY CHARACTERISTICS			TREE HEALTH	
	Dripline Radius (Feet)	Canopy to Grade (Feet)	Wound Wood Development:	Excellent <input type="checkbox"/> Average <input checked="" type="checkbox"/> Poor <input type="checkbox"/> None <input type="checkbox"/>
N	5		Foliage Density:	<input checked="" type="checkbox"/> Normal <input type="checkbox"/> Sparse
NE			Weak crotches:	<input checked="" type="checkbox"/> No <input type="checkbox"/> Yes
E	10		Oak Pit Scale:	<input checked="" type="checkbox"/> No <input type="checkbox"/> Yes
SE			Mainstem dieback:	<input checked="" type="checkbox"/> No <input type="checkbox"/> Yes
S	13		Exposed Roots:	<input checked="" type="checkbox"/> No <input type="checkbox"/> Yes
SW			Epicormic growth:	<input checked="" type="checkbox"/> No <input type="checkbox"/> Yes
W	8		Shading Out:	<input checked="" type="checkbox"/> No <input type="checkbox"/> Yes
NW			Cavities: <input checked="" type="checkbox"/> None	<input type="checkbox"/> Trunk <input type="checkbox"/> Branch
CANOPY SPREAD (FEET):			Exfoliating Bark:	<input checked="" type="checkbox"/> No <input type="checkbox"/> Yes
PROPOSED ACTIONS			Water Pocket(s):	<input checked="" type="checkbox"/> No <input type="checkbox"/> Yes
Monitor for Progress: <input checked="" type="checkbox"/> Yes <input type="checkbox"/> No			Mechanical Damage:	<input type="checkbox"/> Trunk <input type="checkbox"/> Branch <input checked="" type="checkbox"/> None
Treat Infestations: <input type="checkbox"/> Yes <input type="checkbox"/> No			Canker/Galls:	<input type="checkbox"/> No <input checked="" type="checkbox"/> Yes
Remove Deadwood: <input type="checkbox"/> Yes <input type="checkbox"/> No			Fungus:	<input checked="" type="checkbox"/> No <input type="checkbox"/> Yes
Support Structure: <input type="checkbox"/> Yes <input type="checkbox"/> No			Vigor:	<input type="checkbox"/> Excellent <input checked="" type="checkbox"/> Average <input type="checkbox"/> Fair <input type="checkbox"/> Poor
IMPACTS & MITIGATIONS			Twig/ Branch Dieback:	<input type="checkbox"/> None <input checked="" type="checkbox"/> Minor <input type="checkbox"/> Moderate <input type="checkbox"/> Extensive
In Impacted Area: <input type="checkbox"/> Yes <input type="checkbox"/> No n/a			Leaf Size:	<input checked="" type="checkbox"/> Normal <input type="checkbox"/> Small
Proposed Land Use: n/a			Heart Rot:	<input checked="" type="checkbox"/> No <input type="checkbox"/> Yes
Impacts: n/a			Insects:	<input checked="" type="checkbox"/> Minor <input type="checkbox"/> Moderate <input type="checkbox"/> Extensive <input type="checkbox"/> None
Mitigations: n/a			Exudations:	<input checked="" type="checkbox"/> No <input type="checkbox"/> Yes

Comments & Notes:

⁴⁹⁹ Health: A = Outstanding; B = Above Average; C = Average; D = Below Average; F = Dead

⁵⁰⁰ Decurrent = Lacking Strong Central Leader. Excurrent = Strong Central Leader.

⁵⁰¹ Aesthetic (compared to standard tree of same species) : A = nearly symmetrical, healthy tree – F = Dead

Trunk dbh must be 4" to be included – cumulative diameters. *Juglans nigra*; *Platanus racemosa*; *Umbellularia californica*; native *Quercus sp.* Except scrub oaks not protected.

Survey Date: 3/30/11

Tree Number: 167

GENERAL CHARACTERISTICS				
Species: <input type="checkbox"/> <i>Q. agrifolia</i> <input type="checkbox"/> <i>Q. lobata</i>			Health Rating ⁵⁰² : <input type="checkbox"/> A <input type="checkbox"/> B <input type="checkbox"/> C <input checked="" type="checkbox"/> D <input type="checkbox"/> F	
<input type="checkbox"/> <i>Ca. Sycamore</i> <input type="checkbox"/> <i>Ca. Bay</i> <input checked="" type="checkbox"/> <i>Ca. Black Walnut</i>			Form: <input checked="" type="checkbox"/> symmetric <input type="checkbox"/> minor asymmetry	
Trunk Count: 6 Height (ft.): 27			<input type="checkbox"/> major asymmetry <input type="checkbox"/> stump sprout	
Trunk DBH (in.): 7, 6.5, 6.5, 4.5, 3.5, 5			<input type="checkbox"/> stag-head	
Percent Canopy Cover: 70%			Crown Class ⁵⁰³ : <input checked="" type="checkbox"/> Decurrent <input type="checkbox"/> Excurrent	
Existing Terrain: <input type="checkbox"/> Flat <input checked="" type="checkbox"/> Slope			Age Class: <input type="checkbox"/> immature <input type="checkbox"/> semi-mature	
Aesthetic Rating ⁵⁰⁴ : <input type="checkbox"/> A <input type="checkbox"/> B <input type="checkbox"/> C <input checked="" type="checkbox"/> D <input type="checkbox"/> F			<input checked="" type="checkbox"/> mature <input type="checkbox"/> over-mature/senescent	
Overall Grade: <input type="checkbox"/> A <input type="checkbox"/> B <input type="checkbox"/> C <input checked="" type="checkbox"/> D <input type="checkbox"/> F			Heritage Tree: <input checked="" type="checkbox"/> No <input type="checkbox"/> Yes	
CANOPY CHARACTERISTICS			TREE HEALTH	
	Dripline Radius (Feet)	Canopy to Grade (Feet)	Wound Wood Development:	Excellent <input type="checkbox"/> Average <input checked="" type="checkbox"/> Poor <input type="checkbox"/> None <input type="checkbox"/>
N	14		Foliage Density:	<input checked="" type="checkbox"/> Normal <input type="checkbox"/> Sparse
NE			Weak crotches:	<input checked="" type="checkbox"/> No <input type="checkbox"/> Yes
E	15		Oak Pit Scale:	<input checked="" type="checkbox"/> No <input type="checkbox"/> Yes
SE			Mainstem dieback:	<input type="checkbox"/> No <input checked="" type="checkbox"/> Yes
S	17		Exposed Roots:	<input checked="" type="checkbox"/> No <input type="checkbox"/> Yes
SW			Epicormic growth:	<input type="checkbox"/> No <input checked="" type="checkbox"/> Yes
W	23		Shading Out:	<input checked="" type="checkbox"/> No <input type="checkbox"/> Yes
NW			Cavities: <input type="checkbox"/> None <input checked="" type="checkbox"/> Trunk <input type="checkbox"/> Branch	
CANOPY SPREAD (FEET):			Exfoliating Bark:	<input checked="" type="checkbox"/> No <input type="checkbox"/> Yes
PROPOSED ACTIONS			Water Pocket(s):	<input type="checkbox"/> No <input checked="" type="checkbox"/> Yes
Monitor for Progress: <input checked="" type="checkbox"/> Yes <input type="checkbox"/> No			Mechanical Damage:	<input type="checkbox"/> Trunk <input type="checkbox"/> Branch <input checked="" type="checkbox"/> None
Treat Infestations: <input type="checkbox"/> Yes <input type="checkbox"/> No			Canker/Galls:	<input type="checkbox"/> No <input checked="" type="checkbox"/> Yes
Remove Deadwood: <input type="checkbox"/> Yes <input type="checkbox"/> No			Fungus:	<input checked="" type="checkbox"/> No <input type="checkbox"/> Yes
Support Structure: <input type="checkbox"/> Yes <input type="checkbox"/> No			Vigor:	<input type="checkbox"/> Excellent <input type="checkbox"/> Average <input checked="" type="checkbox"/> Fair <input type="checkbox"/> Poor
IMPACTS & MITIGATIONS			Twig/ Branch Dieback:	<input type="checkbox"/> None <input type="checkbox"/> Minor <input checked="" type="checkbox"/> Moderate <input type="checkbox"/> Extensive
In Impacted Area: <input type="checkbox"/> Yes <input type="checkbox"/> No n/a			Leaf Size:	<input checked="" type="checkbox"/> Normal <input type="checkbox"/> Small
Proposed Land Use: n/a			Heart Rot:	<input type="checkbox"/> No <input checked="" type="checkbox"/> Yes
Impacts: n/a			Insects:	<input type="checkbox"/> Minor <input checked="" type="checkbox"/> Moderate <input type="checkbox"/> Extensive <input type="checkbox"/> None
Mitigations: n/a			Exudations:	<input checked="" type="checkbox"/> No <input type="checkbox"/> Yes

Comments & Notes: Upper canopy dead- dead branches, 3 dead trunks

⁵⁰² Health: A =Outstanding; B = Above Average; C = Average; D = Below Average; F = Dead

⁵⁰³ Decurrent = Lacking Strong Central Leader. Excurrent = Strong Central Leader.

⁵⁰⁴ Aesthetic (compared to standard tree of same species) : A = nearly symmetrical, healthy tree – F = Dead

Trunk dbh must be 4" to be included – cumulative diameters. *Juglans nigra*; *Platanus racemosa*; *Umbellularia californica*; native *Quercus sp.* Except scrub oaks not protected.

TREE FIELD DATA WORKSHEET (City of L.A.)

LDC Project No. 10003-001

Survey Date: 3/30/11

Tree Number: 168

GENERAL CHARACTERISTICS			TREE HEALTH		
Species: <input type="checkbox"/> <i>Q. agrifolia</i> <input type="checkbox"/> <i>Q. lobata</i>			Health Rating ⁵⁰⁵ : <input type="checkbox"/> A <input type="checkbox"/> B <input type="checkbox"/> C <input checked="" type="checkbox"/> D <input type="checkbox"/> F		
<input type="checkbox"/> <i>Ca. Sycamore</i> <input type="checkbox"/> <i>Ca. Bay</i> <input checked="" type="checkbox"/> <i>Ca. Black Walnut</i>			Form: <input type="checkbox"/> symmetric <input checked="" type="checkbox"/> minor asymmetry		
Trunk Count: 3 Height (ft.): 26			<input type="checkbox"/> major asymmetry <input type="checkbox"/> stump sprout		
Trunk DBH (in.): 7.5, 9, 10.5			<input type="checkbox"/> stag-head		
Percent Canopy Cover: 55%			Crown Class ⁵⁰⁶ : <input checked="" type="checkbox"/> Decurrent <input type="checkbox"/> Excurrent		
Existing Terrain: <input type="checkbox"/> Flat <input checked="" type="checkbox"/> Slope			Age Class: <input type="checkbox"/> immature <input type="checkbox"/> semi-mature		
Aesthetic Rating ⁵⁰⁷ : <input type="checkbox"/> A <input type="checkbox"/> B <input type="checkbox"/> C <input checked="" type="checkbox"/> D <input type="checkbox"/> F			<input checked="" type="checkbox"/> mature <input type="checkbox"/> over-mature/senescent		
Overall Grade: <input type="checkbox"/> A <input type="checkbox"/> B <input type="checkbox"/> C <input checked="" type="checkbox"/> D <input type="checkbox"/> F			Heritage Tree: <input checked="" type="checkbox"/> No <input type="checkbox"/> Yes		
CANOPY CHARACTERISTICS			TREE HEALTH		
	Dripline Radius (Feet)	Canopy to Grade (Feet)	Wound Wood Development:	Excellent <input type="checkbox"/> Average <input checked="" type="checkbox"/>	Poor <input type="checkbox"/> None <input type="checkbox"/>
N	10		Foliage Density:	<input checked="" type="checkbox"/> Normal <input type="checkbox"/> Sparse	
NE			Weak crotches:	<input checked="" type="checkbox"/> No <input type="checkbox"/> Yes	
E	12		Oak Pit Scale:	<input checked="" type="checkbox"/> No <input type="checkbox"/> Yes	
SE			Mainstem dieback:	<input type="checkbox"/> No <input checked="" type="checkbox"/> Yes	
S	12		Exposed Roots:	<input checked="" type="checkbox"/> No <input type="checkbox"/> Yes	
SW			Epicormic growth:	<input type="checkbox"/> No <input checked="" type="checkbox"/> Yes	
W	16		Shading Out:	<input type="checkbox"/> No <input checked="" type="checkbox"/> Yes	
NW			Cavities: <input checked="" type="checkbox"/> None <input type="checkbox"/> Trunk <input type="checkbox"/> Branch		
CANOPY SPREAD (FEET):			Exfoliating Bark:	<input checked="" type="checkbox"/> No <input type="checkbox"/> Yes	
PROPOSED ACTIONS			Water Pocket(s):	<input checked="" type="checkbox"/> No <input type="checkbox"/> Yes	
Monitor for Progress: <input checked="" type="checkbox"/> Yes <input type="checkbox"/> No			Mechanical Damage:	<input checked="" type="checkbox"/> Trunk <input checked="" type="checkbox"/> Branch <input type="checkbox"/> None	
Treat Infestations: <input type="checkbox"/> Yes <input type="checkbox"/> No			Canker/Galls:	<input type="checkbox"/> No <input checked="" type="checkbox"/> Yes	
Remove Deadwood: <input type="checkbox"/> Yes <input type="checkbox"/> No			Fungus:	<input checked="" type="checkbox"/> No <input type="checkbox"/> Yes	
Support Structure: <input type="checkbox"/> Yes <input type="checkbox"/> No			Vigor:	<input type="checkbox"/> Excellent <input type="checkbox"/> Average <input checked="" type="checkbox"/> Fair <input type="checkbox"/> Poor	
IMPACTS & MITIGATIONS			Twig/ Branch Dieback:	<input type="checkbox"/> None <input checked="" type="checkbox"/> Minor <input type="checkbox"/> Moderate <input type="checkbox"/> Extensive	
In Impacted Area: <input type="checkbox"/> Yes <input type="checkbox"/> No n/a			Leaf Size:	<input checked="" type="checkbox"/> Normal <input type="checkbox"/> Small	
Proposed Land Use: n/a			Heart Rot:	<input type="checkbox"/> No <input checked="" type="checkbox"/> Yes	
Impacts: n/a			Insects:	<input checked="" type="checkbox"/> Minor <input type="checkbox"/> Moderate <input type="checkbox"/> Extensive <input type="checkbox"/> None	
Mitigations: n/a			Exudations:	<input checked="" type="checkbox"/> No <input type="checkbox"/> Yes	

Comments & Notes: Under poweline- 1 trunk cut, branches cut

⁵⁰⁵ Health: A =Outstanding; B = Above Average; C = Average; D = Below Average; F = Dead

⁵⁰⁶ Decurrent = Lacking Strong Central Leader. Excurrent = Strong Central Leader.

⁵⁰⁷ Aesthetic (compared to standard tree of same species) : A = nearly symmetrical, healthy tree – F = Dead

Trunk dbh must be 4" to be included – cumulative diameters. *Juglans nigra*; *Platanus racemosa*; *Umbellularia californica*; native *Quercus sp.* Except scrub oaks not protected.

Survey Date: 3/30/11

Tree Number: 169

GENERAL CHARACTERISTICS				
Species: <input type="checkbox"/> <i>Q. agrifolia</i> <input type="checkbox"/> <i>Q. lobata</i>			Health Rating ⁵⁰⁸ : <input type="checkbox"/> A <input type="checkbox"/> B <input type="checkbox"/> C <input checked="" type="checkbox"/> D <input type="checkbox"/> F	
<input type="checkbox"/> <i>Ca. Sycamore</i> <input type="checkbox"/> <i>Ca. Bay</i> <input checked="" type="checkbox"/> <i>Ca. Black Walnut</i>			Form: <input type="checkbox"/> symmetric <input checked="" type="checkbox"/> minor asymmetry	
Trunk Count: 4 Height (ft.): 26			<input type="checkbox"/> major asymmetry <input type="checkbox"/> stump sprout	
Trunk DBH (in.): 5, 6, 6, 6.5			<input type="checkbox"/> stag-head	
Percent Canopy Cover: 60%			Crown Class ⁵⁰⁹ : <input checked="" type="checkbox"/> Decurrent <input type="checkbox"/> Excurrent	
Existing Terrain: <input type="checkbox"/> Flat <input checked="" type="checkbox"/> Slope			Age Class: <input type="checkbox"/> immature <input type="checkbox"/> semi-mature	
Aesthetic Rating ⁵¹⁰ : <input type="checkbox"/> A <input type="checkbox"/> B <input type="checkbox"/> C <input checked="" type="checkbox"/> D <input type="checkbox"/> F			<input checked="" type="checkbox"/> mature <input type="checkbox"/> over-mature/senescent	
Overall Grade: <input type="checkbox"/> A <input type="checkbox"/> B <input type="checkbox"/> C <input checked="" type="checkbox"/> D <input type="checkbox"/> F			Heritage Tree: <input checked="" type="checkbox"/> No <input type="checkbox"/> Yes	
CANOPY CHARACTERISTICS			TREE HEALTH	
	Dripline Radius (Feet)	Canopy to Grade (Feet)	Wound Wood Development:	Excellent <input type="checkbox"/> Average <input checked="" type="checkbox"/> Poor <input type="checkbox"/> None <input type="checkbox"/>
N	15		Foliage Density:	<input checked="" type="checkbox"/> Normal <input type="checkbox"/> Sparse
NE			Weak crotches:	<input checked="" type="checkbox"/> No <input type="checkbox"/> Yes
E	15		Oak Pit Scale:	<input checked="" type="checkbox"/> No <input type="checkbox"/> Yes
SE			Mainstem dieback:	<input type="checkbox"/> No <input checked="" type="checkbox"/> Yes
S	10		Exposed Roots:	<input checked="" type="checkbox"/> No <input type="checkbox"/> Yes
SW			Epicormic growth:	<input type="checkbox"/> No <input checked="" type="checkbox"/> Yes
W	18		Shading Out:	<input checked="" type="checkbox"/> No <input type="checkbox"/> Yes
NW			Cavities: <input checked="" type="checkbox"/> None <input type="checkbox"/> Trunk <input type="checkbox"/> Branch	
CANOPY SPREAD (FEET):			Exfoliating Bark:	<input checked="" type="checkbox"/> No <input type="checkbox"/> Yes
PROPOSED ACTIONS			Water Pocket(s):	<input checked="" type="checkbox"/> No <input type="checkbox"/> Yes
Monitor for Progress: <input checked="" type="checkbox"/> Yes <input type="checkbox"/> No			Mechanical Damage:	<input type="checkbox"/> Trunk <input checked="" type="checkbox"/> Branch <input type="checkbox"/> None
Treat Infestations: <input type="checkbox"/> Yes <input type="checkbox"/> No			Canker/Galls:	<input type="checkbox"/> No <input checked="" type="checkbox"/> Yes
Remove Deadwood: <input type="checkbox"/> Yes <input type="checkbox"/> No			Fungus:	<input checked="" type="checkbox"/> No <input type="checkbox"/> Yes
Support Structure: <input type="checkbox"/> Yes <input type="checkbox"/> No			Vigor:	<input type="checkbox"/> Excellent <input type="checkbox"/> Average <input checked="" type="checkbox"/> Fair <input type="checkbox"/> Poor
IMPACTS & MITIGATIONS			Twig/ Branch Dieback:	<input type="checkbox"/> None <input type="checkbox"/> Minor <input checked="" type="checkbox"/> Moderate <input type="checkbox"/> Extensive
In Impacted Area: <input type="checkbox"/> Yes <input type="checkbox"/> No n/a			Leaf Size:	<input checked="" type="checkbox"/> Normal <input type="checkbox"/> Small
Proposed Land Use: n/a			Heart Rot:	<input type="checkbox"/> No <input checked="" type="checkbox"/> Yes
Impacts: n/a			Insects:	<input checked="" type="checkbox"/> Minor <input type="checkbox"/> Moderate <input type="checkbox"/> Extensive <input type="checkbox"/> None
Mitigations: n/a			Exudations:	<input checked="" type="checkbox"/> No <input type="checkbox"/> Yes

Comments & Notes:

⁵⁰⁸ Health: A = Outstanding; B = Above Average; C = Average; D = Below Average; F = Dead

⁵⁰⁹ Decurrent = Lacking Strong Central Leader. Excurrent = Strong Central Leader.

⁵¹⁰ Aesthetic (compared to standard tree of same species) : A = nearly symmetrical, healthy tree – F = Dead

Trunk dbh must be 4" to be included – cumulative diameters. *Juglans nigra*; *Platanus racemosa*; *Umbellularia californica*; native *Quercus sp.* Except scrub oaks not protected.

Survey Date: 3/30/11

Tree Number: 170

GENERAL CHARACTERISTICS				
Species: <input type="checkbox"/> <i>Q. agrifolia</i> <input type="checkbox"/> <i>Q. lobata</i>			Health Rating ⁵¹¹ : <input type="checkbox"/> A <input type="checkbox"/> B <input type="checkbox"/> C <input checked="" type="checkbox"/> D <input type="checkbox"/> F	
<input type="checkbox"/> <i>Ca. Sycamore</i> <input type="checkbox"/> <i>Ca. Bay</i> <input checked="" type="checkbox"/> <i>Ca. Black Walnut</i>			Form: <input type="checkbox"/> symmetric <input type="checkbox"/> minor asymmetry	
Trunk Count: 1 Height (ft.): 14			<input checked="" type="checkbox"/> major asymmetry <input type="checkbox"/> stump sprout	
Trunk DBH (in.): 6.5			<input type="checkbox"/> stag-head	
Percent Canopy Cover: 30%			Crown Class ⁵¹² : <input checked="" type="checkbox"/> Decurrent <input type="checkbox"/> Excurrent	
Existing Terrain: <input type="checkbox"/> Flat <input checked="" type="checkbox"/> Slope			Age Class: <input type="checkbox"/> immature <input checked="" type="checkbox"/> semi-mature	
Aesthetic Rating ⁵¹³ : <input type="checkbox"/> A <input type="checkbox"/> B <input type="checkbox"/> C <input checked="" type="checkbox"/> D <input type="checkbox"/> F			<input type="checkbox"/> mature <input type="checkbox"/> over-mature/senescent	
Overall Grade: <input type="checkbox"/> A <input type="checkbox"/> B <input type="checkbox"/> C <input checked="" type="checkbox"/> D <input type="checkbox"/> F			Heritage Tree: <input checked="" type="checkbox"/> No <input type="checkbox"/> Yes	
CANOPY CHARACTERISTICS			TREE HEALTH	
	Dripline Radius (Feet)	Canopy to Grade (Feet)	Wound Wood Development:	Excellent <input type="checkbox"/> Average <input checked="" type="checkbox"/> Poor <input type="checkbox"/> None <input type="checkbox"/>
N	0		Foliage Density:	<input type="checkbox"/> Normal <input checked="" type="checkbox"/> Sparse
NE			Weak crotches:	<input checked="" type="checkbox"/> No <input type="checkbox"/> Yes
E	15		Oak Pit Scale:	<input checked="" type="checkbox"/> No <input type="checkbox"/> Yes
SE			Mainstem dieback:	<input type="checkbox"/> No <input checked="" type="checkbox"/> Yes
S	0		Exposed Roots:	<input checked="" type="checkbox"/> No <input type="checkbox"/> Yes
SW			Epicormic growth:	<input type="checkbox"/> No <input checked="" type="checkbox"/> Yes
W	0		Shading Out:	<input type="checkbox"/> No <input checked="" type="checkbox"/> Yes
NW			Cavities: <input checked="" type="checkbox"/> None	<input type="checkbox"/> Trunk <input type="checkbox"/> Branch
CANOPY SPREAD (FEET):			Exfoliating Bark:	<input checked="" type="checkbox"/> No <input type="checkbox"/> Yes
PROPOSED ACTIONS			Water Pocket(s):	<input checked="" type="checkbox"/> No <input type="checkbox"/> Yes
Monitor for Progress: <input checked="" type="checkbox"/> Yes <input type="checkbox"/> No			Mechanical Damage:	<input type="checkbox"/> Trunk <input checked="" type="checkbox"/> Branch <input type="checkbox"/> None
Treat Infestations: <input type="checkbox"/> Yes <input type="checkbox"/> No			Canker/Galls:	<input type="checkbox"/> No <input checked="" type="checkbox"/> Yes
Remove Deadwood: <input type="checkbox"/> Yes <input type="checkbox"/> No			Fungus:	<input checked="" type="checkbox"/> No <input type="checkbox"/> Yes
Support Structure: <input type="checkbox"/> Yes <input type="checkbox"/> No			Vigor:	<input type="checkbox"/> Excellent <input type="checkbox"/> Average <input checked="" type="checkbox"/> Fair <input type="checkbox"/> Poor
IMPACTS & MITIGATIONS			Twig/ Branch Dieback:	<input type="checkbox"/> None <input type="checkbox"/> Minor <input checked="" type="checkbox"/> Moderate <input type="checkbox"/> Extensive
In Impacted Area: <input type="checkbox"/> Yes <input type="checkbox"/> No n/a			Leaf Size:	<input checked="" type="checkbox"/> Normal <input type="checkbox"/> Small
Proposed Land Use: n/a			Heart Rot:	<input type="checkbox"/> No <input checked="" type="checkbox"/> Yes
Impacts: n/a			Insects:	<input type="checkbox"/> Minor <input checked="" type="checkbox"/> Moderate <input type="checkbox"/> Extensive <input type="checkbox"/> None
Mitigations: n/a			Exudations:	<input checked="" type="checkbox"/> No <input type="checkbox"/> Yes

Comments & Notes: Leaning to east

⁵¹¹ Health: A = Outstanding; B = Above Average; C = Average; D = Below Average; F = Dead

⁵¹² Decurrent = Lacking Strong Central Leader. Excurrent = Strong Central Leader.

⁵¹³ Aesthetic (compared to standard tree of same species) : A = nearly symmetrical, healthy tree – F = Dead

Trunk dbh must be 4" to be included – cumulative diameters. *Juglans nigra*; *Platanus racemosa*; *Umbellularia californica*; native *Quercus sp.* Except scrub oaks not protected.

TREE FIELD DATA WORKSHEET (City of L.A.)

LDC Project No. 10003-001

Survey Date: 3/30/11

Tree Number: 171

GENERAL CHARACTERISTICS				
Species: <input type="checkbox"/> <i>Q. agrifolia</i> <input type="checkbox"/> <i>Q. lobata</i>			Health Rating ⁵¹⁴ : <input type="checkbox"/> A <input type="checkbox"/> B <input type="checkbox"/> C <input checked="" type="checkbox"/> D <input type="checkbox"/> F	
<input type="checkbox"/> <i>Ca. Sycamore</i> <input type="checkbox"/> <i>Ca. Bay</i> <input checked="" type="checkbox"/> <i>Ca. Black Walnut</i>			Form: <input checked="" type="checkbox"/> symmetric <input type="checkbox"/> minor asymmetry	
Trunk Count: 4 Height (ft.): 28			<input type="checkbox"/> major asymmetry <input type="checkbox"/> stump sprout	
Trunk DBH (in.): 5, 5, 9, 6.5			<input type="checkbox"/> stag-head	
Percent Canopy Cover: 75%			Crown Class ⁵¹⁵ : <input checked="" type="checkbox"/> Decurrent <input type="checkbox"/> Excurrent	
Existing Terrain: <input type="checkbox"/> Flat <input checked="" type="checkbox"/> Slope			Age Class: <input type="checkbox"/> immature <input checked="" type="checkbox"/> semi-mature	
Aesthetic Rating ⁵¹⁶ : <input type="checkbox"/> A <input type="checkbox"/> B <input checked="" type="checkbox"/> C <input type="checkbox"/> D <input type="checkbox"/> F			<input type="checkbox"/> mature <input type="checkbox"/> over-mature/senescent	
Overall Grade: <input type="checkbox"/> A <input type="checkbox"/> B <input type="checkbox"/> C <input checked="" type="checkbox"/> D <input type="checkbox"/> F			Heritage Tree: <input checked="" type="checkbox"/> No <input type="checkbox"/> Yes	
CANOPY CHARACTERISTICS			TREE HEALTH	
	Dripline Radius (Feet)	Canopy to Grade (Feet)	Wound Wood Development:	Excellent <input type="checkbox"/> Average <input checked="" type="checkbox"/> Poor <input type="checkbox"/> None <input type="checkbox"/>
N	14		Foliage Density:	<input checked="" type="checkbox"/> Normal <input type="checkbox"/> Sparse
NE			Weak crotches:	<input checked="" type="checkbox"/> No <input type="checkbox"/> Yes
E	15		Oak Pit Scale:	<input checked="" type="checkbox"/> No <input type="checkbox"/> Yes
SE			Mainstem dieback:	<input checked="" type="checkbox"/> No <input type="checkbox"/> Yes
S	12		Exposed Roots:	<input checked="" type="checkbox"/> No <input type="checkbox"/> Yes
SW			Epicormic growth:	<input checked="" type="checkbox"/> No <input type="checkbox"/> Yes
W	15		Shading Out:	<input checked="" type="checkbox"/> No <input type="checkbox"/> Yes
NW			Cavities: <input checked="" type="checkbox"/> None <input type="checkbox"/> Trunk <input type="checkbox"/> Branch	
CANOPY SPREAD (FEET):			Exfoliating Bark:	<input checked="" type="checkbox"/> No <input type="checkbox"/> Yes
PROPOSED ACTIONS			Water Pocket(s):	<input checked="" type="checkbox"/> No <input type="checkbox"/> Yes
Monitor for Progress: <input checked="" type="checkbox"/> Yes <input type="checkbox"/> No			Mechanical Damage:	<input checked="" type="checkbox"/> Trunk <input checked="" type="checkbox"/> Branch <input type="checkbox"/> None
Treat Infestations: <input type="checkbox"/> Yes <input type="checkbox"/> No			Canker/Galls:	<input type="checkbox"/> No <input checked="" type="checkbox"/> Yes
Remove Deadwood: <input type="checkbox"/> Yes <input type="checkbox"/> No			Fungus:	<input checked="" type="checkbox"/> No <input type="checkbox"/> Yes
Support Structure: <input type="checkbox"/> Yes <input type="checkbox"/> No			Vigor:	<input type="checkbox"/> Excellent <input type="checkbox"/> Average <input checked="" type="checkbox"/> Fair <input type="checkbox"/> Poor
IMPACTS & MITIGATIONS			Twig/ Branch Dieback:	<input type="checkbox"/> None <input type="checkbox"/> Minor <input checked="" type="checkbox"/> Moderate <input type="checkbox"/> Extensive
In Impacted Area: <input type="checkbox"/> Yes <input type="checkbox"/> No n/a			Leaf Size:	<input checked="" type="checkbox"/> Normal <input type="checkbox"/> Small
Proposed Land Use: n/a			Heart Rot:	<input type="checkbox"/> No <input checked="" type="checkbox"/> Yes
Impacts: n/a			Insects:	<input checked="" type="checkbox"/> Minor <input type="checkbox"/> Moderate <input type="checkbox"/> Extensive <input type="checkbox"/> None
Mitigations: n/a			Exudations:	<input checked="" type="checkbox"/> No <input type="checkbox"/> Yes

Comments & Notes: 1 trunk cut on north side

⁵¹⁴ Health: A =Outstanding; B = Above Average; C = Average; D = Below Average; F = Dead

⁵¹⁵ Decurrent = Lacking Strong Central Leader. Excurrent = Strong Central Leader.

⁵¹⁶ Aesthetic (compared to standard tree of same species) : A = nearly symmetrical, healthy tree – F = Dead

Trunk dbh must be 4" to be included – cumulative diameters. *Juglans nigra*; *Platanus racemosa*; *Umbellularia californica*; native *Quercus sp.* Except scrub oaks not protected.

Survey Date: 3/30/11

Tree Number: 172

GENERAL CHARACTERISTICS				
Species: <input type="checkbox"/> <i>Q. agrifolia</i> <input type="checkbox"/> <i>Q. lobata</i>			Health Rating ⁵¹⁷ : <input type="checkbox"/> A <input type="checkbox"/> B <input type="checkbox"/> C <input checked="" type="checkbox"/> D <input type="checkbox"/> F	
<input type="checkbox"/> <i>Ca. Sycamore</i> <input type="checkbox"/> <i>Ca. Bay</i> <input checked="" type="checkbox"/> <i>Ca. Black Walnut</i>			Form: <input type="checkbox"/> symmetric <input checked="" type="checkbox"/> minor asymmetry	
Trunk Count: 7 Height (ft.): 20			<input type="checkbox"/> major asymmetry <input type="checkbox"/> stump sprout	
Trunk DBH (in.): 6.5, 5, 5.5, 5, 3.5, 4, 10			<input type="checkbox"/> stag-head	
Percent Canopy Cover: 70%			Crown Class ⁵¹⁸ : <input checked="" type="checkbox"/> Decurrent <input type="checkbox"/> Excurrent	
Existing Terrain: <input type="checkbox"/> Flat <input checked="" type="checkbox"/> Slope			Age Class: <input type="checkbox"/> immature <input type="checkbox"/> semi-mature	
Aesthetic Rating ⁵¹⁹ : <input type="checkbox"/> A <input type="checkbox"/> B <input checked="" type="checkbox"/> C- <input type="checkbox"/> D <input type="checkbox"/> F			<input checked="" type="checkbox"/> mature <input type="checkbox"/> over-mature/senescent	
Overall Grade: <input type="checkbox"/> A <input type="checkbox"/> B <input type="checkbox"/> C <input checked="" type="checkbox"/> D <input type="checkbox"/> F			Heritage Tree: <input checked="" type="checkbox"/> No <input type="checkbox"/> Yes	
CANOPY CHARACTERISTICS			TREE HEALTH	
	Dripline Radius (Feet)	Canopy to Grade (Feet)	Wound Wood Development:	Excellent <input type="checkbox"/> Average <input checked="" type="checkbox"/> Poor <input type="checkbox"/> None <input type="checkbox"/>
N	17		Foliage Density:	<input checked="" type="checkbox"/> Normal <input type="checkbox"/> Sparse
NE			Weak crotches:	<input checked="" type="checkbox"/> No <input type="checkbox"/> Yes
E	12		Oak Pit Scale:	<input checked="" type="checkbox"/> No <input type="checkbox"/> Yes
SE			Mainstem dieback:	<input checked="" type="checkbox"/> No <input type="checkbox"/> Yes
S	22		Exposed Roots:	<input checked="" type="checkbox"/> No <input type="checkbox"/> Yes
SW			Epicormic growth:	<input type="checkbox"/> No <input checked="" type="checkbox"/> Yes
W	18		Shading Out:	<input checked="" type="checkbox"/> No <input type="checkbox"/> Yes
NW			Cavities: <input checked="" type="checkbox"/> None <input type="checkbox"/> Trunk <input type="checkbox"/> Branch	
CANOPY SPREAD (FEET):			Exfoliating Bark:	<input checked="" type="checkbox"/> No <input type="checkbox"/> Yes
PROPOSED ACTIONS			Water Pocket(s):	<input type="checkbox"/> No <input checked="" type="checkbox"/> Yes
Monitor for Progress: <input checked="" type="checkbox"/> Yes <input type="checkbox"/> No			Mechanical Damage:	<input checked="" type="checkbox"/> Trunk <input checked="" type="checkbox"/> Branch <input type="checkbox"/> None
Treat Infestations: <input type="checkbox"/> Yes <input type="checkbox"/> No			Canker/Galls:	<input type="checkbox"/> No <input checked="" type="checkbox"/> Yes
Remove Deadwood: <input type="checkbox"/> Yes <input type="checkbox"/> No			Fungus:	<input checked="" type="checkbox"/> No <input type="checkbox"/> Yes
Support Structure: <input type="checkbox"/> Yes <input type="checkbox"/> No			Vigor:	<input type="checkbox"/> Excellent <input type="checkbox"/> Average <input checked="" type="checkbox"/> Fair <input type="checkbox"/> Poor
IMPACTS & MITIGATIONS			Twig/ Branch Dieback:	<input type="checkbox"/> None <input type="checkbox"/> Minor <input checked="" type="checkbox"/> Moderate <input type="checkbox"/> Extensive
In Impacted Area: <input type="checkbox"/> Yes <input type="checkbox"/> No n/a			Leaf Size:	<input checked="" type="checkbox"/> Normal <input type="checkbox"/> Small
Proposed Land Use: n/a			Heart Rot:	<input type="checkbox"/> No <input checked="" type="checkbox"/> Yes
Impacts: n/a			Insects:	<input checked="" type="checkbox"/> Minor <input type="checkbox"/> Moderate <input type="checkbox"/> Extensive <input type="checkbox"/> None
Mitigations: n/a			Exudations:	<input checked="" type="checkbox"/> No <input type="checkbox"/> Yes

Comments & Notes: mistletoe

⁵¹⁷ Health: A = Outstanding; B = Above Average; C = Average; D = Below Average; F = Dead

⁵¹⁸ Decurrent = Lacking Strong Central Leader. Excurrent = Strong Central Leader.

⁵¹⁹ Aesthetic (compared to standard tree of same species) : A = nearly symmetrical, healthy tree – F = Dead

Trunk dbh must be 4" to be included – cumulative diameters. *Juglans nigra*; *Platanus racemosa*; *Umbellularia californica*; native *Quercus sp.* Except scrub oaks not protected.

TREE FIELD DATA WORKSHEET (City of L.A.)

LDC Project No. 10003-001

Survey Date: 3/30/11

Tree Number: 173

GENERAL CHARACTERISTICS					
Species: <input type="checkbox"/> <i>Q. agrifolia</i> <input type="checkbox"/> <i>Q. lobata</i>			Health Rating ⁵²⁰ : <input type="checkbox"/> A <input type="checkbox"/> B <input type="checkbox"/> C <input checked="" type="checkbox"/> D <input type="checkbox"/> F		
<input type="checkbox"/> <i>Ca. Sycamore</i> <input type="checkbox"/> <i>Ca. Bay</i> <input checked="" type="checkbox"/> <i>Ca. Black Walnut</i>			Form: <input type="checkbox"/> symmetric <input type="checkbox"/> minor asymmetry		
Trunk Count: 2 Height (ft.): 28			<input checked="" type="checkbox"/> major asymmetry <input type="checkbox"/> stump sprout		
Trunk DBH (in.): 6.5, 4			<input type="checkbox"/> stag-head		
Percent Canopy Cover: 80%			Crown Class ⁵²¹ : <input checked="" type="checkbox"/> Decurrent <input type="checkbox"/> Excurrent		
Existing Terrain: <input type="checkbox"/> Flat <input checked="" type="checkbox"/> Slope			Age Class: <input type="checkbox"/> immature <input type="checkbox"/> semi-mature		
Aesthetic Rating ⁵²² : <input type="checkbox"/> A <input type="checkbox"/> B <input type="checkbox"/> C <input checked="" type="checkbox"/> D <input type="checkbox"/> F			<input checked="" type="checkbox"/> mature <input type="checkbox"/> over-mature/senescent		
Overall Grade: <input type="checkbox"/> A <input type="checkbox"/> B <input type="checkbox"/> C <input checked="" type="checkbox"/> D <input type="checkbox"/> F			Heritage Tree: <input checked="" type="checkbox"/> No <input type="checkbox"/> Yes		
CANOPY CHARACTERISTICS			TREE HEALTH		
	Dripline Radius (Feet)	Canopy to Grade (Feet)	Wound Wood Development:	Excellent <input type="checkbox"/> Average <input checked="" type="checkbox"/>	Poor <input type="checkbox"/> None <input type="checkbox"/>
N	0		Foliage Density:	<input checked="" type="checkbox"/> Normal <input type="checkbox"/> Sparse	
NE			Weak crotches:	<input checked="" type="checkbox"/> No <input type="checkbox"/> Yes	
E	15		Oak Pit Scale:	<input checked="" type="checkbox"/> No <input type="checkbox"/> Yes	
SE			Mainstem dieback:	<input checked="" type="checkbox"/> No <input type="checkbox"/> Yes	
S	8		Exposed Roots:	<input checked="" type="checkbox"/> No <input type="checkbox"/> Yes	
SW			Epicormic growth:	<input type="checkbox"/> No <input checked="" type="checkbox"/> Yes	
W	0		Shading Out:	<input type="checkbox"/> No <input checked="" type="checkbox"/> Yes	
NW			Cavities: <input type="checkbox"/> None	<input checked="" type="checkbox"/> Trunk <input type="checkbox"/> Branch	
CANOPY SPREAD (FEET):			Exfoliating Bark:	<input checked="" type="checkbox"/> No <input type="checkbox"/> Yes	
PROPOSED ACTIONS			Water Pocket(s):	<input checked="" type="checkbox"/> No <input type="checkbox"/> Yes	
Monitor for Progress: <input checked="" type="checkbox"/> Yes <input type="checkbox"/> No			Mechanical Damage:	<input checked="" type="checkbox"/> Trunk <input checked="" type="checkbox"/> Branch	<input type="checkbox"/> None
Treat Infestations: <input type="checkbox"/> Yes <input type="checkbox"/> No			Canker/Galls:	<input type="checkbox"/> No <input checked="" type="checkbox"/> Yes	
Remove Deadwood: <input type="checkbox"/> Yes <input type="checkbox"/> No			Fungus:	<input checked="" type="checkbox"/> No <input type="checkbox"/> Yes	
Support Structure: <input type="checkbox"/> Yes <input type="checkbox"/> No			Vigor:	<input type="checkbox"/> Excellent <input type="checkbox"/> Average	<input checked="" type="checkbox"/> Fair <input type="checkbox"/> Poor
IMPACTS & MITIGATIONS			Twig/ Branch Dieback:	<input type="checkbox"/> None <input type="checkbox"/> Minor	<input checked="" type="checkbox"/> Moderate <input type="checkbox"/> Extensive
In Impacted Area: <input type="checkbox"/> Yes <input type="checkbox"/> No n/a			Leaf Size:	<input checked="" type="checkbox"/> Normal <input type="checkbox"/> Small	
Proposed Land Use: n/a			Heart Rot:	<input type="checkbox"/> No <input checked="" type="checkbox"/> Yes	
Impacts: n/a			Insects:	<input type="checkbox"/> Minor <input checked="" type="checkbox"/> Moderate	<input type="checkbox"/> Extensive <input type="checkbox"/> None
Mitigations: n/a			Exudations:	<input checked="" type="checkbox"/> No <input type="checkbox"/> Yes	

Comments & Notes: 1 trunk cut and several branches cut

⁵²⁰ Health: A = Outstanding; B = Above Average; C = Average; D = Below Average; F = Dead

⁵²¹ Decurrent = Lacking Strong Central Leader. Excurrent = Strong Central Leader.

⁵²² Aesthetic (compared to standard tree of same species) : A = nearly symmetrical, healthy tree – F = Dead

Trunk dbh must be 4" to be included – cumulative diameters. *Juglans nigra*; *Platanus racemosa*; *Umbellularia californica*; native *Quercus sp.* Except scrub oaks not protected.

Survey Date: 3/30/11

Tree Number: 174

GENERAL CHARACTERISTICS				
Species: <input type="checkbox"/> <i>Q. agrifolia</i> <input type="checkbox"/> <i>Q. lobata</i>			Health Rating ⁵²³ : <input type="checkbox"/> A <input type="checkbox"/> B <input type="checkbox"/> C <input checked="" type="checkbox"/> D <input type="checkbox"/> F	
<input type="checkbox"/> <i>Ca. Sycamore</i> <input type="checkbox"/> <i>Ca. Bay</i> <input checked="" type="checkbox"/> <i>Ca. Black Walnut</i>			Form: <input type="checkbox"/> symmetric <input type="checkbox"/> minor asymmetry	
Trunk Count: 1 Height (ft.): 20			<input checked="" type="checkbox"/> major asymmetry <input type="checkbox"/> stump sprout	
Trunk DBH (in.): 7.5			<input type="checkbox"/> stag-head	
Percent Canopy Cover: 25%			Crown Class ⁵²⁴ : <input checked="" type="checkbox"/> Decurrent <input type="checkbox"/> Excurrent	
Existing Terrain: <input type="checkbox"/> Flat <input checked="" type="checkbox"/> Slope			Age Class: <input type="checkbox"/> immature <input type="checkbox"/> semi-mature	
Aesthetic Rating ⁵²⁵ : <input type="checkbox"/> A <input type="checkbox"/> B <input type="checkbox"/> C <input checked="" type="checkbox"/> D <input type="checkbox"/> F			<input checked="" type="checkbox"/> mature <input type="checkbox"/> over-mature/senescent	
Overall Grade: <input type="checkbox"/> A <input type="checkbox"/> B <input type="checkbox"/> C <input checked="" type="checkbox"/> D <input type="checkbox"/> F			Heritage Tree: <input checked="" type="checkbox"/> No <input type="checkbox"/> Yes	
CANOPY CHARACTERISTICS			TREE HEALTH	
	Dripline Radius (Feet)	Canopy to Grade (Feet)	Wound Wood Development:	Excellent <input type="checkbox"/> Average <input type="checkbox"/> Poor <input checked="" type="checkbox"/> None <input type="checkbox"/>
N	0		Foliage Density:	<input type="checkbox"/> Normal <input checked="" type="checkbox"/> Sparse
NE			Weak crotches:	<input checked="" type="checkbox"/> No <input type="checkbox"/> Yes
E	0		Oak Pit Scale:	<input checked="" type="checkbox"/> No <input type="checkbox"/> Yes
SE			Mainstem dieback:	<input type="checkbox"/> No <input checked="" type="checkbox"/> Yes
S	28		Exposed Roots:	<input checked="" type="checkbox"/> No <input type="checkbox"/> Yes
SW			Epicormic growth:	<input type="checkbox"/> No <input checked="" type="checkbox"/> Yes
W	0		Shading Out:	<input type="checkbox"/> No <input checked="" type="checkbox"/> Yes
NW			Cavities: <input type="checkbox"/> None <input checked="" type="checkbox"/> Trunk <input type="checkbox"/> Branch	
CANOPY SPREAD (FEET):			Exfoliating Bark:	<input checked="" type="checkbox"/> No <input type="checkbox"/> Yes
PROPOSED ACTIONS			Water Pocket(s):	<input checked="" type="checkbox"/> No <input type="checkbox"/> Yes
Monitor for Progress: <input checked="" type="checkbox"/> Yes <input type="checkbox"/> No			Mechanical Damage:	<input checked="" type="checkbox"/> Trunk <input checked="" type="checkbox"/> Branch <input type="checkbox"/> None
Treat Infestations: <input type="checkbox"/> Yes <input type="checkbox"/> No			Canker/Galls:	<input type="checkbox"/> No <input checked="" type="checkbox"/> Yes
Remove Deadwood: <input type="checkbox"/> Yes <input type="checkbox"/> No			Fungus:	<input checked="" type="checkbox"/> No <input type="checkbox"/> Yes
Support Structure: <input type="checkbox"/> Yes <input type="checkbox"/> No			Vigor:	<input type="checkbox"/> Excellent <input type="checkbox"/> Average <input type="checkbox"/> Fair <input checked="" type="checkbox"/> Poor
IMPACTS & MITIGATIONS			Twig/ Branch Dieback:	<input type="checkbox"/> None <input type="checkbox"/> Minor <input type="checkbox"/> Moderate <input checked="" type="checkbox"/> Extensive
In Impacted Area: <input type="checkbox"/> Yes <input type="checkbox"/> No n/a			Leaf Size:	<input type="checkbox"/> Normal <input checked="" type="checkbox"/> Small
Proposed Land Use: n/a			Heart Rot:	<input type="checkbox"/> No <input checked="" type="checkbox"/> Yes
Impacts: n/a			Insects:	<input type="checkbox"/> Minor <input type="checkbox"/> Moderate <input checked="" type="checkbox"/> Extensive <input type="checkbox"/> None
Mitigations: n/a			Exudations:	<input checked="" type="checkbox"/> No <input type="checkbox"/> Yes

Comments & Notes: At least 5 cut trunks with sprouts along Coldwater Canyon Drive

⁵²³ Health: A = Outstanding; B = Above Average; C = Average; D = Below Average; F = Dead

⁵²⁴ Decurrent = Lacking Strong Central Leader. Excurrent = Strong Central Leader.

⁵²⁵ Aesthetic (compared to standard tree of same species) : A = nearly symmetrical, healthy tree – F = Dead

Trunk dbh must be 4" to be included – cumulative diameters. *Juglans nigra*; *Platanus racemosa*; *Umbellularia californica*; native *Quercus sp.* Except scrub oaks not protected.

TREE FIELD DATA WORKSHEET (City of L.A.)

LDC Project No. 10003-001

Survey Date: 3/30/11

Tree Number: 175

GENERAL CHARACTERISTICS				
Species: <input type="checkbox"/> <i>Q. agrifolia</i> <input type="checkbox"/> <i>Q. lobata</i>			Health Rating ⁵²⁶ : <input type="checkbox"/> A <input type="checkbox"/> B <input type="checkbox"/> C <input checked="" type="checkbox"/> D <input type="checkbox"/> F	
<input type="checkbox"/> <i>Ca. Sycamore</i> <input type="checkbox"/> <i>Ca. Bay</i> <input checked="" type="checkbox"/> <i>Ca. Black Walnut</i>			Form: <input type="checkbox"/> symmetric <input type="checkbox"/> minor asymmetry	
Trunk Count: 2 Height (ft.): 21			<input checked="" type="checkbox"/> major asymmetry <input type="checkbox"/> stump sprout	
Trunk DBH (in.): 3, 2.5			<input type="checkbox"/> stag-head	
Percent Canopy Cover: 45%			Crown Class ⁵²⁷ : <input checked="" type="checkbox"/> Decurrent <input type="checkbox"/> Excurrent	
Existing Terrain: <input type="checkbox"/> Flat <input checked="" type="checkbox"/> Slope			Age Class: <input checked="" type="checkbox"/> immature <input type="checkbox"/> semi-mature	
Aesthetic Rating ⁵²⁸ : <input type="checkbox"/> A <input type="checkbox"/> B <input type="checkbox"/> C <input checked="" type="checkbox"/> D <input type="checkbox"/> F			<input type="checkbox"/> mature <input type="checkbox"/> over-mature/senescent	
Overall Grade: <input type="checkbox"/> A <input type="checkbox"/> B <input type="checkbox"/> C <input checked="" type="checkbox"/> D <input type="checkbox"/> F			Heritage Tree: <input checked="" type="checkbox"/> No <input type="checkbox"/> Yes	
CANOPY CHARACTERISTICS			TREE HEALTH	
	Dripline Radius (Feet)	Canopy to Grade (Feet)	Wound Wood Development:	Excellent <input type="checkbox"/> Average <input checked="" type="checkbox"/> Poor <input type="checkbox"/> None <input type="checkbox"/>
N	9		Foliage Density:	<input checked="" type="checkbox"/> Normal <input type="checkbox"/> Sparse
NE			Weak crotches:	<input checked="" type="checkbox"/> No <input type="checkbox"/> Yes
E	8		Oak Pit Scale:	<input checked="" type="checkbox"/> No <input type="checkbox"/> Yes
SE			Mainstem dieback:	<input checked="" type="checkbox"/> No <input type="checkbox"/> Yes
S	0		Exposed Roots:	<input checked="" type="checkbox"/> No <input type="checkbox"/> Yes
SW			Epicormic growth:	<input checked="" type="checkbox"/> No <input type="checkbox"/> Yes
W	12		Shading Out:	<input type="checkbox"/> No <input checked="" type="checkbox"/> Yes
NW			Cavities: <input type="checkbox"/> None <input checked="" type="checkbox"/> Trunk <input type="checkbox"/> Branch	
CANOPY SPREAD (FEET):			Exfoliating Bark:	<input checked="" type="checkbox"/> No <input type="checkbox"/> Yes
PROPOSED ACTIONS			Water Pocket(s):	<input checked="" type="checkbox"/> No <input type="checkbox"/> Yes
Monitor for Progress: <input checked="" type="checkbox"/> Yes <input type="checkbox"/> No			Mechanical Damage:	<input checked="" type="checkbox"/> Trunk <input type="checkbox"/> Branch <input type="checkbox"/> None
Treat Infestations: <input type="checkbox"/> Yes <input type="checkbox"/> No			Canker/Galls:	<input type="checkbox"/> No <input checked="" type="checkbox"/> Yes
Remove Deadwood: <input type="checkbox"/> Yes <input type="checkbox"/> No			Fungus:	<input checked="" type="checkbox"/> No <input type="checkbox"/> Yes
Support Structure: <input type="checkbox"/> Yes <input type="checkbox"/> No			Vigor:	<input type="checkbox"/> Excellent <input checked="" type="checkbox"/> Average <input type="checkbox"/> Fair <input type="checkbox"/> Poor
IMPACTS & MITIGATIONS			Twig/ Branch Dieback:	<input type="checkbox"/> None <input checked="" type="checkbox"/> Minor <input type="checkbox"/> Moderate <input type="checkbox"/> Extensive
In Impacted Area: <input type="checkbox"/> Yes <input type="checkbox"/> No n/a			Leaf Size:	<input type="checkbox"/> Normal <input checked="" type="checkbox"/> Small
Proposed Land Use: n/a			Heart Rot:	<input type="checkbox"/> No <input checked="" type="checkbox"/> Yes
Impacts: n/a			Insects:	<input checked="" type="checkbox"/> Minor <input type="checkbox"/> Moderate <input type="checkbox"/> Extensive <input type="checkbox"/> None
Mitigations: n/a			Exudations:	<input checked="" type="checkbox"/> No <input type="checkbox"/> Yes

Comments & Notes:

⁵²⁶ Health: A =Outstanding; B = Above Average; C = Average; D = Below Average; F = Dead

⁵²⁷ Decurrent = Lacking Strong Central Leader. Excurrent = Strong Central Leader.

⁵²⁸ Aesthetic (compared to standard tree of same species) : A = nearly symmetrical, healthy tree – F = Dead

Trunk dbh must be 4" to be included – cumulative diameters. *Juglans nigra*; *Platanus racemosa*; *Umbellularia californica*; native *Quercus sp.* Except scrub oaks not protected.

TREE FIELD DATA WORKSHEET (City of L.A.)

LDC Project No. 10003-001

Survey Date: 3/30/11

Tree Number: 176

GENERAL CHARACTERISTICS				
Species: <input type="checkbox"/> <i>Q. agrifolia</i> <input type="checkbox"/> <i>Q. lobata</i>			Health Rating ⁵²⁹ : <input type="checkbox"/> A <input type="checkbox"/> B <input type="checkbox"/> C <input checked="" type="checkbox"/> D <input type="checkbox"/> F	
<input type="checkbox"/> <i>Ca. Sycamore</i> <input type="checkbox"/> <i>Ca. Bay</i> <input checked="" type="checkbox"/> <i>Ca. Black Walnut</i>			Form: <input type="checkbox"/> symmetric <input type="checkbox"/> minor asymmetry	
Trunk Count: 2 Height (ft.): 18			<input checked="" type="checkbox"/> major asymmetry <input type="checkbox"/> stump sprout	
Trunk DBH (in.): 8, 5			<input type="checkbox"/> stag-head	
Percent Canopy Cover: 65%			Crown Class ⁵³⁰ : <input checked="" type="checkbox"/> Decurrent <input type="checkbox"/> Excurrent	
Existing Terrain: <input type="checkbox"/> Flat <input checked="" type="checkbox"/> Slope			Age Class: <input type="checkbox"/> immature <input type="checkbox"/> semi-mature	
Aesthetic Rating ⁵³¹ : <input type="checkbox"/> A <input type="checkbox"/> B <input type="checkbox"/> C <input checked="" type="checkbox"/> D <input type="checkbox"/> F			<input checked="" type="checkbox"/> mature <input type="checkbox"/> over-mature/senescent	
Overall Grade: <input type="checkbox"/> A <input type="checkbox"/> B <input type="checkbox"/> C <input checked="" type="checkbox"/> D <input type="checkbox"/> F			Heritage Tree: <input checked="" type="checkbox"/> No <input type="checkbox"/> Yes	
CANOPY CHARACTERISTICS			TREE HEALTH	
	Dripline Radius (Feet)	Canopy to Grade (Feet)	Wound Wood Development:	Excellent <input type="checkbox"/> Average <input checked="" type="checkbox"/> Poor <input type="checkbox"/> None <input type="checkbox"/>
N	21		Foliage Density:	<input checked="" type="checkbox"/> Normal <input type="checkbox"/> Sparse
NE			Weak crotches:	<input checked="" type="checkbox"/> No <input type="checkbox"/> Yes
E	16		Oak Pit Scale:	<input checked="" type="checkbox"/> No <input type="checkbox"/> Yes
SE			Mainstem dieback:	<input checked="" type="checkbox"/> No <input type="checkbox"/> Yes
S	0		Exposed Roots:	<input checked="" type="checkbox"/> No <input type="checkbox"/> Yes
SW			Epicormic growth:	<input type="checkbox"/> No <input checked="" type="checkbox"/> Yes
W	0		Shading Out:	<input type="checkbox"/> No <input checked="" type="checkbox"/> Yes
NW			Cavities: <input checked="" type="checkbox"/> None	<input type="checkbox"/> Trunk <input type="checkbox"/> Branch
CANOPY SPREAD (FEET):			Exfoliating Bark:	<input checked="" type="checkbox"/> No <input type="checkbox"/> Yes
PROPOSED ACTIONS			Water Pocket(s):	<input checked="" type="checkbox"/> No <input type="checkbox"/> Yes
Monitor for Progress: <input checked="" type="checkbox"/> Yes <input type="checkbox"/> No			Mechanical Damage:	<input type="checkbox"/> Trunk <input checked="" type="checkbox"/> Branch <input type="checkbox"/> None
Treat Infestations: <input type="checkbox"/> Yes <input type="checkbox"/> No			Canker/Galls:	<input type="checkbox"/> No <input checked="" type="checkbox"/> Yes
Remove Deadwood: <input type="checkbox"/> Yes <input type="checkbox"/> No			Fungus:	<input checked="" type="checkbox"/> No <input type="checkbox"/> Yes
Support Structure: <input type="checkbox"/> Yes <input type="checkbox"/> No			Vigor:	<input type="checkbox"/> Excellent <input type="checkbox"/> Average <input checked="" type="checkbox"/> Fair <input type="checkbox"/> Poor
IMPACTS & MITIGATIONS			Twig/ Branch Dieback:	<input type="checkbox"/> None <input type="checkbox"/> Minor <input checked="" type="checkbox"/> Moderate <input type="checkbox"/> Extensive
In Impacted Area: <input type="checkbox"/> Yes <input type="checkbox"/> No n/a			Leaf Size:	<input checked="" type="checkbox"/> Normal <input type="checkbox"/> Small
Proposed Land Use: n/a			Heart Rot:	<input checked="" type="checkbox"/> No <input type="checkbox"/> Yes
Impacts: n/a			Insects:	<input checked="" type="checkbox"/> Minor <input type="checkbox"/> Moderate <input type="checkbox"/> Extensive <input type="checkbox"/> None
Mitigations: n/a			Exudations:	<input checked="" type="checkbox"/> No <input type="checkbox"/> Yes

Comments & Notes:

⁵²⁹ Health: A = Outstanding; B = Above Average; C = Average; D = Below Average; F = Dead

⁵³⁰ Decurrent = Lacking Strong Central Leader. Excurrent = Strong Central Leader.

⁵³¹ Aesthetic (compared to standard tree of same species) : A = nearly symmetrical, healthy tree – F = Dead

Trunk dbh must be 4" to be included – cumulative diameters. *Juglans nigra*; *Platanus racemosa*; *Umbellularia californica*; native *Quercus sp.* Except scrub oaks not protected.

Survey Date: 3/30/11

Tree Number: 177

GENERAL CHARACTERISTICS				
Species: <input type="checkbox"/> <i>Q. agrifolia</i> <input type="checkbox"/> <i>Q. lobata</i>			Health Rating ⁵³² : <input type="checkbox"/> A <input type="checkbox"/> B <input type="checkbox"/> C <input checked="" type="checkbox"/> D <input type="checkbox"/> F	
<input type="checkbox"/> <i>Ca. Sycamore</i> <input type="checkbox"/> <i>Ca. Bay</i> <input checked="" type="checkbox"/> <i>Ca. Black Walnut</i>			Form: <input type="checkbox"/> symmetric <input checked="" type="checkbox"/> minor asymmetry	
Trunk Count: 5 Height (ft.): 18			<input type="checkbox"/> major asymmetry <input type="checkbox"/> stump sprout	
Trunk DBH (in.): 4.5, 3.5, 3.5, 3, 3.5			<input type="checkbox"/> stag-head	
Percent Canopy Cover: 40%			Crown Class ⁵³³ : <input checked="" type="checkbox"/> Decurrent <input type="checkbox"/> Excurrent	
Existing Terrain: <input type="checkbox"/> Flat <input checked="" type="checkbox"/> Slope			Age Class: <input type="checkbox"/> immature <input checked="" type="checkbox"/> semi-mature	
Aesthetic Rating ⁵³⁴ : <input type="checkbox"/> A <input type="checkbox"/> B <input type="checkbox"/> C <input checked="" type="checkbox"/> D <input type="checkbox"/> F			<input type="checkbox"/> mature <input type="checkbox"/> over-mature/senescent	
Overall Grade: <input type="checkbox"/> A <input type="checkbox"/> B <input type="checkbox"/> C <input checked="" type="checkbox"/> D <input type="checkbox"/> F			Heritage Tree: <input checked="" type="checkbox"/> No <input type="checkbox"/> Yes	
CANOPY CHARACTERISTICS			TREE HEALTH	
	Dripline Radius (Feet)	Canopy to Grade (Feet)	Wound Wood Development:	Excellent <input type="checkbox"/> Average <input checked="" type="checkbox"/> Poor <input type="checkbox"/> None <input type="checkbox"/>
N	10		Foliage Density:	<input type="checkbox"/> Normal <input checked="" type="checkbox"/> Sparse
NE			Weak crotches:	<input checked="" type="checkbox"/> No <input type="checkbox"/> Yes
E	4		Oak Pit Scale:	<input checked="" type="checkbox"/> No <input type="checkbox"/> Yes
SE			Mainstem dieback:	<input type="checkbox"/> No <input checked="" type="checkbox"/> Yes
S	4		Exposed Roots:	<input type="checkbox"/> No <input checked="" type="checkbox"/> Yes
SW			Epicormic growth:	<input checked="" type="checkbox"/> No <input type="checkbox"/> Yes
W	15		Shading Out:	<input type="checkbox"/> No <input checked="" type="checkbox"/> Yes
NW			Cavities: <input checked="" type="checkbox"/> None	<input type="checkbox"/> Trunk <input type="checkbox"/> Branch
CANOPY SPREAD (FEET):			Exfoliating Bark:	<input checked="" type="checkbox"/> No <input type="checkbox"/> Yes
PROPOSED ACTIONS			Water Pocket(s):	<input checked="" type="checkbox"/> No <input type="checkbox"/> Yes
Monitor for Progress:			Mechanical Damage:	<input checked="" type="checkbox"/> Trunk <input checked="" type="checkbox"/> Branch <input type="checkbox"/> None
Treat Infestations:			Canker/Galls:	<input type="checkbox"/> No <input checked="" type="checkbox"/> Yes
Remove Deadwood:			Fungus:	<input type="checkbox"/> No <input checked="" type="checkbox"/> Yes
Support Structure:			Vigor:	<input type="checkbox"/> Excellent <input type="checkbox"/> Average <input checked="" type="checkbox"/> Fair <input type="checkbox"/> Poor
IMPACTS & MITIGATIONS			Twig/ Branch Dieback:	<input type="checkbox"/> None <input type="checkbox"/> Minor <input checked="" type="checkbox"/> Moderate <input type="checkbox"/> Extensive
In Impacted Area: <input type="checkbox"/> Yes <input type="checkbox"/> No n/a			Leaf Size:	<input type="checkbox"/> Normal <input checked="" type="checkbox"/> Small
Proposed Land Use: n/a			Heart Rot:	<input checked="" type="checkbox"/> No <input type="checkbox"/> Yes
Impacts: n/a			Insects:	<input checked="" type="checkbox"/> Minor <input type="checkbox"/> Moderate <input type="checkbox"/> Extensive <input type="checkbox"/> None
Mitigations: n/a			Exudations:	<input checked="" type="checkbox"/> No <input type="checkbox"/> Yes

Comments & Notes: Adjacent to large pepper tree, 1 cut trunk and branches

⁵³² Health: A = Outstanding; B = Above Average; C = Average; D = Below Average; F = Dead

⁵³³ Decurrent = Lacking Strong Central Leader. Excurrent = Strong Central Leader.

⁵³⁴ Aesthetic (compared to standard tree of same species) : A = nearly symmetrical, healthy tree – F = Dead

Trunk dbh must be 4" to be included – cumulative diameters. *Juglans nigra*; *Platanus racemosa*; *Umbellularia californica*; native *Quercus sp.* Except scrub oaks not protected.

TREE FIELD DATA WORKSHEET (City of L.A.)

LDC Project No. 10003-001

Survey Date: 3/30/11

Tree Number: 178

GENERAL CHARACTERISTICS					
Species: <input type="checkbox"/> <i>Q. agrifolia</i> <input type="checkbox"/> <i>Q. lobata</i>			Health Rating ⁵³⁵ : <input type="checkbox"/> A <input type="checkbox"/> B <input type="checkbox"/> C <input checked="" type="checkbox"/> D <input type="checkbox"/> F		
<input type="checkbox"/> <i>Ca. Sycamore</i> <input type="checkbox"/> <i>Ca. Bay</i> <input checked="" type="checkbox"/> <i>Ca. Black Walnut</i>			Form: <input type="checkbox"/> symmetric <input type="checkbox"/> minor asymmetry		
Trunk Count: 1 Height (ft.): 14			<input checked="" type="checkbox"/> major asymmetry <input type="checkbox"/> stump sprout		
Trunk DBH (in.): 4.5			<input type="checkbox"/> stag-head		
Percent Canopy Cover: 20			Crown Class ⁵³⁶ : <input checked="" type="checkbox"/> Decurrent <input type="checkbox"/> Excurrent		
Existing Terrain: <input type="checkbox"/> Flat <input checked="" type="checkbox"/> Slope			Age Class: <input type="checkbox"/> immature <input checked="" type="checkbox"/> semi-mature		
Aesthetic Rating ⁵³⁷ : <input type="checkbox"/> A <input type="checkbox"/> B <input type="checkbox"/> C <input checked="" type="checkbox"/> D <input type="checkbox"/> F			<input type="checkbox"/> mature <input type="checkbox"/> over-mature/senescent		
Overall Grade: <input type="checkbox"/> A <input type="checkbox"/> B <input type="checkbox"/> C <input checked="" type="checkbox"/> D <input type="checkbox"/> F			Heritage Tree: <input checked="" type="checkbox"/> No <input type="checkbox"/> Yes		
CANOPY CHARACTERISTICS			TREE HEALTH		
	Dripline Radius (Feet)	Canopy to Grade (Feet)	Wound Wood Development:	Excellent <input type="checkbox"/> Average <input checked="" type="checkbox"/>	Poor <input type="checkbox"/> None <input type="checkbox"/>
N	0		Foliage Density:	<input type="checkbox"/> Normal <input checked="" type="checkbox"/> Sparse	
NE			Weak crotches:	<input checked="" type="checkbox"/> No <input type="checkbox"/> Yes	
E	0		Oak Pit Scale:	<input checked="" type="checkbox"/> No <input type="checkbox"/> Yes	
SE			Mainstem dieback:	<input type="checkbox"/> No <input checked="" type="checkbox"/> Yes	
S	0		Exposed Roots:	<input checked="" type="checkbox"/> No <input type="checkbox"/> Yes	
SW			Epicormic growth:	<input checked="" type="checkbox"/> No <input type="checkbox"/> Yes	
W	0		Shading Out:	<input type="checkbox"/> No <input checked="" type="checkbox"/> Yes	
NW	24		Cavities: <input checked="" type="checkbox"/> None	<input type="checkbox"/> Trunk <input type="checkbox"/> Branch	
CANOPY SPREAD (FEET):			Exfoliating Bark:	<input checked="" type="checkbox"/> No <input type="checkbox"/> Yes	
PROPOSED ACTIONS			Water Pocket(s):	<input checked="" type="checkbox"/> No <input type="checkbox"/> Yes	
Monitor for Progress: <input checked="" type="checkbox"/> Yes <input type="checkbox"/> No			Mechanical Damage:	<input checked="" type="checkbox"/> Trunk <input checked="" type="checkbox"/> Branch	<input type="checkbox"/> None
Treat Infestations: <input type="checkbox"/> Yes <input type="checkbox"/> No			Canker/Galls:	<input type="checkbox"/> No <input checked="" type="checkbox"/> Yes	
Remove Deadwood: <input type="checkbox"/> Yes <input type="checkbox"/> No			Fungus:	<input checked="" type="checkbox"/> No <input type="checkbox"/> Yes	
Support Structure: <input type="checkbox"/> Yes <input type="checkbox"/> No			Vigor:	<input type="checkbox"/> Excellent <input type="checkbox"/> Average	<input checked="" type="checkbox"/> Fair <input type="checkbox"/> Poor
IMPACTS & MITIGATIONS			Twig/ Branch Dieback:	<input type="checkbox"/> None <input type="checkbox"/> Minor	<input checked="" type="checkbox"/> Moderate <input type="checkbox"/> Extensive
In Impacted Area: <input type="checkbox"/> Yes <input type="checkbox"/> No n/a			Leaf Size:	<input type="checkbox"/> Normal <input checked="" type="checkbox"/> Small	
Proposed Land Use: n/a			Heart Rot:	<input checked="" type="checkbox"/> No <input type="checkbox"/> Yes	
Impacts: n/a			Insects:	<input checked="" type="checkbox"/> Minor <input type="checkbox"/> Moderate	<input type="checkbox"/> Extensive <input type="checkbox"/> None
Mitigations: n/a			Exudations:	<input checked="" type="checkbox"/> No <input type="checkbox"/> Yes	

Comments & Notes: leans to northwest, several small sprouts pruned

⁵³⁵ Health: A =Outstanding; B = Above Average; C = Average; D = Below Average; F = Dead

⁵³⁶ Decurrent = Lacking Strong Central Leader. Excurrent = Strong Central Leader.

⁵³⁷ Aesthetic (compared to standard tree of same species) : A = nearly symmetrical, healthy tree – F = Dead

Trunk dbh must be 4" to be included – cumulative diameters. *Juglans nigra*; *Platanus racemosa*; *Umbellularia californica*; native *Quercus sp.* Except scrub oaks not protected.

Survey Date: 3/30/11

Tree Number: 179

GENERAL CHARACTERISTICS					
Species: <input type="checkbox"/> <i>Q. agrifolia</i> <input type="checkbox"/> <i>Q. lobata</i>			Health Rating ⁵³⁸ : <input type="checkbox"/> A <input type="checkbox"/> B <input type="checkbox"/> C <input checked="" type="checkbox"/> D <input type="checkbox"/> F		
<input type="checkbox"/> <i>Ca. Sycamore</i> <input type="checkbox"/> <i>Ca. Bay</i> <input checked="" type="checkbox"/> <i>Ca. Black Walnut</i>			Form: <input type="checkbox"/> symmetric <input type="checkbox"/> minor asymmetry		
Trunk Count: 1 Height (ft.): 25			<input checked="" type="checkbox"/> major asymmetry <input type="checkbox"/> stump sprout		
Trunk DBH (in.): 5.5			<input type="checkbox"/> stag-head		
Percent Canopy Cover: 20%			Crown Class ⁵³⁹ : <input checked="" type="checkbox"/> Decurrent <input type="checkbox"/> Excurrent		
Existing Terrain: <input type="checkbox"/> Flat <input checked="" type="checkbox"/> Slope			Age Class: <input type="checkbox"/> immature <input checked="" type="checkbox"/> semi-mature		
Aesthetic Rating ⁵⁴⁰ : <input type="checkbox"/> A <input type="checkbox"/> B <input type="checkbox"/> C <input checked="" type="checkbox"/> D <input type="checkbox"/> F			<input type="checkbox"/> mature <input type="checkbox"/> over-mature/senescent		
Overall Grade: <input type="checkbox"/> A <input type="checkbox"/> B <input type="checkbox"/> C <input checked="" type="checkbox"/> D <input type="checkbox"/> F			Heritage Tree: <input checked="" type="checkbox"/> No <input type="checkbox"/> Yes		
CANOPY CHARACTERISTICS			TREE HEALTH		
	Dripline Radius (Feet)	Canopy to Grade (Feet)	Wound Wood Development:	Excellent <input type="checkbox"/> Average <input checked="" type="checkbox"/> Poor <input type="checkbox"/> None <input type="checkbox"/>	
N	0		Foliage Density:	<input type="checkbox"/> Normal <input checked="" type="checkbox"/> Sparse	
NE			Weak crotches:	<input checked="" type="checkbox"/> No <input type="checkbox"/> Yes	
E	0		Oak Pit Scale:	<input checked="" type="checkbox"/> No <input type="checkbox"/> Yes	
SE			Mainstem dieback:	<input type="checkbox"/> No <input checked="" type="checkbox"/> Yes	
S	14		Exposed Roots:	<input checked="" type="checkbox"/> No <input type="checkbox"/> Yes	
SW	17		Epicormic growth:	<input type="checkbox"/> No <input checked="" type="checkbox"/> Yes	
W	0		Shading Out:	<input type="checkbox"/> No <input checked="" type="checkbox"/> Yes	
NW			Cavities: <input checked="" type="checkbox"/> None	<input type="checkbox"/> Trunk <input type="checkbox"/> Branch	
			Exfoliating Bark:	<input checked="" type="checkbox"/> No <input type="checkbox"/> Yes	
CANOPY SPREAD (FEET):			Water Pocket(s):	<input checked="" type="checkbox"/> No <input type="checkbox"/> Yes	
PROPOSED ACTIONS			Mechanical Damage:	<input checked="" type="checkbox"/> Trunk <input checked="" type="checkbox"/> Branch <input type="checkbox"/> None	
Monitor for Progress:			<input checked="" type="checkbox"/> Yes <input type="checkbox"/> No	Canker/Galls:	<input type="checkbox"/> No <input checked="" type="checkbox"/> Yes
Treat Infestations:			<input type="checkbox"/> Yes <input type="checkbox"/> No	Fungus:	<input checked="" type="checkbox"/> No <input type="checkbox"/> Yes
Remove Deadwood:			<input type="checkbox"/> Yes <input type="checkbox"/> No	Vigor:	<input type="checkbox"/> Excellent <input checked="" type="checkbox"/> Average <input type="checkbox"/> Fair <input type="checkbox"/> Poor
Support Structure:			<input type="checkbox"/> Yes <input type="checkbox"/> No		
IMPACTS & MITIGATIONS			Twig/ Branch Dieback:	<input type="checkbox"/> None <input type="checkbox"/> Minor <input checked="" type="checkbox"/> Moderate <input type="checkbox"/> Extensive	
In Impacted Area: <input type="checkbox"/> Yes <input type="checkbox"/> No n/a			Leaf Size:	<input checked="" type="checkbox"/> Normal <input type="checkbox"/> Small	
Proposed Land Use: n/a			Heart Rot:	<input checked="" type="checkbox"/> No <input type="checkbox"/> Yes	
Impacts: n/a			Insects:	<input checked="" type="checkbox"/> Minor <input type="checkbox"/> Moderate <input type="checkbox"/> Extensive <input type="checkbox"/> None	
Mitigations: n/a			Exudations:	<input checked="" type="checkbox"/> No <input type="checkbox"/> Yes	

Comments & Notes: leans to southwest

⁵³⁸ Health: A = Outstanding; B = Above Average; C = Average; D = Below Average; F = Dead

⁵³⁹ Decurrent = Lacking Strong Central Leader. Excurrent = Strong Central Leader.

⁵⁴⁰ Aesthetic (compared to standard tree of same species) : A = nearly symmetrical, healthy tree – F = Dead

Trunk dbh must be 4" to be included – cumulative diameters. *Juglans nigra*; *Platanus racemosa*; *Umbellularia californica*; native *Quercus sp.* Except scrub oaks not protected.

Survey Date: 3/30/11

Tree Number: 180

GENERAL CHARACTERISTICS				
Species: <input type="checkbox"/> <i>Q. agrifolia</i> <input type="checkbox"/> <i>Q. lobata</i>			Health Rating ⁵⁴¹ : <input type="checkbox"/> A <input type="checkbox"/> B <input type="checkbox"/> C <input checked="" type="checkbox"/> D <input type="checkbox"/> F	
<input type="checkbox"/> <i>Ca. Sycamore</i> <input type="checkbox"/> <i>Ca. Bay</i> <input checked="" type="checkbox"/> <i>Ca. Black Walnut</i>			Form: <input type="checkbox"/> symmetric <input checked="" type="checkbox"/> minor asymmetry	
Trunk Count: 2 Height (ft.): 30			<input type="checkbox"/> major asymmetry <input type="checkbox"/> stump sprout	
Trunk DBH (in.): 10, 8.5			<input type="checkbox"/> stag-head	
Percent Canopy Cover: 65%			Crown Class ⁵⁴² : <input checked="" type="checkbox"/> Decurrent <input type="checkbox"/> Excurrent	
Existing Terrain: <input type="checkbox"/> Flat <input checked="" type="checkbox"/> Slope			Age Class: <input type="checkbox"/> immature <input type="checkbox"/> semi-mature	
Aesthetic Rating ⁵⁴³ : <input type="checkbox"/> A <input type="checkbox"/> B <input type="checkbox"/> C <input checked="" type="checkbox"/> D <input type="checkbox"/> F			<input checked="" type="checkbox"/> mature <input type="checkbox"/> over-mature/senescent	
Overall Grade: <input type="checkbox"/> A <input type="checkbox"/> B <input type="checkbox"/> C <input checked="" type="checkbox"/> D <input type="checkbox"/> F			Heritage Tree: <input checked="" type="checkbox"/> No <input type="checkbox"/> Yes	
CANOPY CHARACTERISTICS			TREE HEALTH	
	Dripline Radius (Feet)	Canopy to Grade (Feet)	Wound Wood Development:	Excellent <input type="checkbox"/> Average <input checked="" type="checkbox"/> Poor <input type="checkbox"/> None <input type="checkbox"/>
N	10		Foliage Density:	<input checked="" type="checkbox"/> Normal <input type="checkbox"/> Sparse
NE			Weak crotches:	<input checked="" type="checkbox"/> No <input type="checkbox"/> Yes
E	6		Oak Pit Scale:	<input checked="" type="checkbox"/> No <input type="checkbox"/> Yes
SE			Mainstem dieback:	<input checked="" type="checkbox"/> No <input type="checkbox"/> Yes
S	27		Exposed Roots:	<input checked="" type="checkbox"/> No <input type="checkbox"/> Yes
SW			Epicormic growth:	<input type="checkbox"/> No <input checked="" type="checkbox"/> Yes
W	28		Shading Out:	<input checked="" type="checkbox"/> No <input type="checkbox"/> Yes
NW			Cavities: <input type="checkbox"/> None <input checked="" type="checkbox"/> Trunk <input type="checkbox"/> Branch	
CANOPY SPREAD (FEET):			Exfoliating Bark:	<input checked="" type="checkbox"/> No <input type="checkbox"/> Yes
PROPOSED ACTIONS			Water Pocket(s):	<input checked="" type="checkbox"/> No <input type="checkbox"/> Yes
Monitor for Progress: <input checked="" type="checkbox"/> Yes <input type="checkbox"/> No			Mechanical Damage:	<input checked="" type="checkbox"/> Trunk <input checked="" type="checkbox"/> Branch <input type="checkbox"/> None
Treat Infestations: <input type="checkbox"/> Yes <input type="checkbox"/> No			Canker/Galls:	<input type="checkbox"/> No <input checked="" type="checkbox"/> Yes
Remove Deadwood: <input type="checkbox"/> Yes <input type="checkbox"/> No			Fungus:	<input checked="" type="checkbox"/> No <input type="checkbox"/> Yes
Support Structure: <input type="checkbox"/> Yes <input type="checkbox"/> No			Vigor:	<input type="checkbox"/> Excellent <input checked="" type="checkbox"/> Average <input type="checkbox"/> Fair <input type="checkbox"/> Poor
IMPACTS & MITIGATIONS			Twig/ Branch Dieback:	<input type="checkbox"/> None <input type="checkbox"/> Minor <input checked="" type="checkbox"/> Moderate <input type="checkbox"/> Extensive
In Impacted Area: <input type="checkbox"/> Yes <input type="checkbox"/> No n/a			Leaf Size:	<input checked="" type="checkbox"/> Normal <input type="checkbox"/> Small
Proposed Land Use: n/a			Heart Rot:	<input type="checkbox"/> No <input checked="" type="checkbox"/> Yes
Impacts: n/a			Insects:	<input type="checkbox"/> Minor <input checked="" type="checkbox"/> Moderate <input type="checkbox"/> Extensive <input type="checkbox"/> None
Mitigations: n/a			Exudations:	<input checked="" type="checkbox"/> No <input type="checkbox"/> Yes

Comments & Notes: 1 dead trunk, 1 cut trunk

⁵⁴¹ Health: A = Outstanding; B = Above Average; C = Average; D = Below Average; F = Dead

⁵⁴² Decurrent = Lacking Strong Central Leader. Excurrent = Strong Central Leader.

⁵⁴³ Aesthetic (compared to standard tree of same species) : A = nearly symmetrical, healthy tree – F = Dead

Trunk dbh must be 4" to be included – cumulative diameters. *Juglans nigra*; *Platanus racemosa*; *Umbellularia californica*; native *Quercus sp.* Except scrub oaks not protected.

TREE FIELD DATA WORKSHEET (City of L.A.)

LDC Project No. 10003-001

Survey Date: 3/30/11

Tree Number: 181

GENERAL CHARACTERISTICS				
Species: <input type="checkbox"/> <i>Q. agrifolia</i> <input type="checkbox"/> <i>Q. lobata</i>			Health Rating ⁵⁴⁴ : <input type="checkbox"/> A <input checked="" type="checkbox"/> B <input type="checkbox"/> C <input type="checkbox"/> D <input type="checkbox"/> F	
<input type="checkbox"/> <i>Ca. Sycamore</i> <input type="checkbox"/> <i>Ca. Bay</i> <input checked="" type="checkbox"/> <i>Ca. Black Walnut</i>			Form: <input checked="" type="checkbox"/> symmetric <input type="checkbox"/> minor asymmetry	
Trunk Count: 2 Height (ft.): 11			<input type="checkbox"/> major asymmetry <input type="checkbox"/> stump sprout	
Trunk DBH (in.): 2, 2.5			<input type="checkbox"/> stag-head	
Percent Canopy Cover: 90%			Crown Class ⁵⁴⁵ : <input checked="" type="checkbox"/> Decurrent <input type="checkbox"/> Excurrent	
Existing Terrain: <input checked="" type="checkbox"/> Flat <input type="checkbox"/> Slope			Age Class: <input checked="" type="checkbox"/> immature <input type="checkbox"/> semi-mature	
Aesthetic Rating ⁵⁴⁶ : <input type="checkbox"/> A <input checked="" type="checkbox"/> B <input type="checkbox"/> C <input type="checkbox"/> D <input type="checkbox"/> F			<input type="checkbox"/> mature <input type="checkbox"/> over-mature/senescent	
Overall Grade: <input type="checkbox"/> A <input checked="" type="checkbox"/> B <input type="checkbox"/> C <input type="checkbox"/> D <input type="checkbox"/> F			Heritage Tree: <input checked="" type="checkbox"/> No <input type="checkbox"/> Yes	
CANOPY CHARACTERISTICS			TREE HEALTH	
	Dripline Radius (Feet)	Canopy to Grade (Feet)	Wound Wood Development:	Excellent <input type="checkbox"/> Average <input checked="" type="checkbox"/> Poor <input type="checkbox"/> None <input type="checkbox"/>
N	4		Foliage Density:	<input checked="" type="checkbox"/> Normal <input type="checkbox"/> Sparse
NE			Weak crotches:	<input checked="" type="checkbox"/> No <input type="checkbox"/> Yes
E	5		Oak Pit Scale:	<input checked="" type="checkbox"/> No <input type="checkbox"/> Yes
SE			Mainstem dieback:	<input checked="" type="checkbox"/> No <input type="checkbox"/> Yes
S	7		Exposed Roots:	<input checked="" type="checkbox"/> No <input type="checkbox"/> Yes
SW			Epicormic growth:	<input checked="" type="checkbox"/> No <input type="checkbox"/> Yes
W	6		Shading Out:	<input checked="" type="checkbox"/> No <input type="checkbox"/> Yes
NW			Cavities: <input checked="" type="checkbox"/> None <input type="checkbox"/> Trunk <input type="checkbox"/> Branch	
CANOPY SPREAD (FEET):			Exfoliating Bark:	<input checked="" type="checkbox"/> No <input type="checkbox"/> Yes
PROPOSED ACTIONS			Water Pocket(s):	<input checked="" type="checkbox"/> No <input type="checkbox"/> Yes
Monitor for Progress: <input checked="" type="checkbox"/> Yes <input type="checkbox"/> No			Mechanical Damage:	<input checked="" type="checkbox"/> Trunk <input checked="" type="checkbox"/> Branch <input type="checkbox"/> None
Treat Infestations: <input type="checkbox"/> Yes <input type="checkbox"/> No			Canker/Galls:	<input checked="" type="checkbox"/> No <input type="checkbox"/> Yes
Remove Deadwood: <input type="checkbox"/> Yes <input type="checkbox"/> No			Fungus:	<input checked="" type="checkbox"/> No <input type="checkbox"/> Yes
Support Structure: <input type="checkbox"/> Yes <input type="checkbox"/> No			Vigor:	<input checked="" type="checkbox"/> Excellent <input type="checkbox"/> Average <input type="checkbox"/> Fair <input type="checkbox"/> Poor
IMPACTS & MITIGATIONS			Twig/ Branch Dieback:	<input type="checkbox"/> None <input checked="" type="checkbox"/> Minor <input type="checkbox"/> Moderate <input type="checkbox"/> Extensive
In Impacted Area: <input type="checkbox"/> Yes <input type="checkbox"/> No n/a			Leaf Size:	<input checked="" type="checkbox"/> Normal <input type="checkbox"/> Small
Proposed Land Use: n/a			Heart Rot:	<input checked="" type="checkbox"/> No <input type="checkbox"/> Yes
Impacts: n/a			Insects:	<input type="checkbox"/> Minor <input checked="" type="checkbox"/> Moderate <input type="checkbox"/> Extensive <input type="checkbox"/> None
Mitigations: n/a			Exudations:	<input checked="" type="checkbox"/> No <input type="checkbox"/> Yes

Comments & Notes:

⁵⁴⁴ Health: A =Outstanding; B = Above Average; C = Average; D = Below Average; F = Dead

⁵⁴⁵ Decurrent = Lacking Strong Central Leader. Excurrent = Strong Central Leader.

⁵⁴⁶ Aesthetic (compared to standard tree of same species) : A = nearly symmetrical, healthy tree – F = Dead

Trunk dbh must be 4" to be included – cumulative diameters. *Juglans nigra*; *Platanus racemosa*; *Umbellularia californica*; native *Quercus sp.* Except scrub oaks not protected.

Survey Date: 3/30/11

Tree Number: 182

GENERAL CHARACTERISTICS				
Species: <input type="checkbox"/> <i>Q. agrifolia</i> <input type="checkbox"/> <i>Q. lobata</i>			Health Rating ⁵⁴⁷ : <input type="checkbox"/> A <input type="checkbox"/> B <input type="checkbox"/> C <input checked="" type="checkbox"/> D <input type="checkbox"/> F	
<input type="checkbox"/> <i>Ca. Sycamore</i> <input type="checkbox"/> <i>Ca. Bay</i> <input checked="" type="checkbox"/> <i>Ca. Black Walnut</i>			Form: <input type="checkbox"/> symmetric <input type="checkbox"/> minor asymmetry	
Trunk Count: 2 Height (ft.): 22			<input checked="" type="checkbox"/> major asymmetry <input type="checkbox"/> stump sprout	
Trunk DBH (in.): 9, 8			<input type="checkbox"/> stag-head	
Percent Canopy Cover: 80%			Crown Class ⁵⁴⁸ : <input checked="" type="checkbox"/> Decurrent <input type="checkbox"/> Excurrent	
Existing Terrain: <input checked="" type="checkbox"/> Flat <input type="checkbox"/> Slope			Age Class: <input type="checkbox"/> immature <input type="checkbox"/> semi-mature	
Aesthetic Rating ⁵⁴⁹ : <input type="checkbox"/> A <input type="checkbox"/> B <input checked="" type="checkbox"/> C <input type="checkbox"/> D <input type="checkbox"/> F			<input checked="" type="checkbox"/> mature <input type="checkbox"/> over-mature/senescent	
Overall Grade: <input type="checkbox"/> A <input type="checkbox"/> B <input type="checkbox"/> C <input checked="" type="checkbox"/> D <input type="checkbox"/> F			Heritage Tree: <input checked="" type="checkbox"/> No <input type="checkbox"/> Yes	
CANOPY CHARACTERISTICS			TREE HEALTH	
	Dripline Radius (Feet)	Canopy to Grade (Feet)	Wound Wood Development:	Excellent <input type="checkbox"/> Average <input checked="" type="checkbox"/> Poor <input type="checkbox"/> None <input type="checkbox"/>
N	0		Foliage Density:	<input checked="" type="checkbox"/> Normal <input type="checkbox"/> Sparse
NE			Weak crotches:	<input checked="" type="checkbox"/> No <input type="checkbox"/> Yes
E	7		Oak Pit Scale:	<input checked="" type="checkbox"/> No <input type="checkbox"/> Yes
SE	26		Mainstem dieback:	<input checked="" type="checkbox"/> No <input type="checkbox"/> Yes
S	28		Exposed Roots:	<input checked="" type="checkbox"/> No <input type="checkbox"/> Yes
SW			Epicormic growth:	<input checked="" type="checkbox"/> No <input type="checkbox"/> Yes
W	0		Shading Out:	<input type="checkbox"/> No <input checked="" type="checkbox"/> Yes
NW			Cavities: <input checked="" type="checkbox"/> None <input type="checkbox"/> Trunk <input type="checkbox"/> Branch	
CANOPY SPREAD (FEET):			Exfoliating Bark:	<input checked="" type="checkbox"/> No <input type="checkbox"/> Yes
PROPOSED ACTIONS			Water Pocket(s):	<input checked="" type="checkbox"/> No <input type="checkbox"/> Yes
Monitor for Progress: <input checked="" type="checkbox"/> Yes <input type="checkbox"/> No			Mechanical Damage:	<input checked="" type="checkbox"/> Trunk <input checked="" type="checkbox"/> Branch <input type="checkbox"/> None
Treat Infestations: <input type="checkbox"/> Yes <input type="checkbox"/> No			Canker/Galls:	<input type="checkbox"/> No <input checked="" type="checkbox"/> Yes
Remove Deadwood: <input type="checkbox"/> Yes <input type="checkbox"/> No			Fungus:	<input checked="" type="checkbox"/> No <input type="checkbox"/> Yes
Support Structure: <input type="checkbox"/> Yes <input type="checkbox"/> No			Vigor:	<input type="checkbox"/> Excellent <input checked="" type="checkbox"/> Average <input type="checkbox"/> Fair <input type="checkbox"/> Poor
IMPACTS & MITIGATIONS			Twig/ Branch Dieback:	<input type="checkbox"/> None <input type="checkbox"/> Minor <input checked="" type="checkbox"/> Moderate <input type="checkbox"/> Extensive
In Impacted Area: <input type="checkbox"/> Yes <input type="checkbox"/> No n/a			Leaf Size:	<input checked="" type="checkbox"/> Normal <input type="checkbox"/> Small
Proposed Land Use: n/a			Heart Rot:	<input checked="" type="checkbox"/> No <input type="checkbox"/> Yes
Impacts: n/a			Insects:	<input type="checkbox"/> Minor <input checked="" type="checkbox"/> Moderate <input type="checkbox"/> Extensive <input type="checkbox"/> None
Mitigations: n/a			Exudations:	<input checked="" type="checkbox"/> No <input type="checkbox"/> Yes

Comments & Notes: Leaning southeast

⁵⁴⁷ Health: A = Outstanding; B = Above Average; C = Average; D = Below Average; F = Dead

⁵⁴⁸ Decurrent = Lacking Strong Central Leader. Excurrent = Strong Central Leader.

⁵⁴⁹ Aesthetic (compared to standard tree of same species) : A = nearly symmetrical, healthy tree – F = Dead

Trunk dbh must be 4" to be included – cumulative diameters. *Juglans nigra*; *Platanus racemosa*; *Umbellularia californica*; native *Quercus sp.* Except scrub oaks not protected.

TREE FIELD DATA WORKSHEET (City of L.A.)

LDC Project No. 10003-001

Survey Date: 3/30/11

Tree Number: 183

GENERAL CHARACTERISTICS					
Species: <input type="checkbox"/> <i>Q. agrifolia</i> <input type="checkbox"/> <i>Q. lobata</i>			Health Rating ⁵⁵⁰ : <input type="checkbox"/> A <input type="checkbox"/> B <input type="checkbox"/> C <input checked="" type="checkbox"/> D <input type="checkbox"/> F		
<input type="checkbox"/> <i>Ca. Sycamore</i> <input type="checkbox"/> <i>Ca. Bay</i> <input checked="" type="checkbox"/> <i>Ca. Black Walnut</i>			Form: <input type="checkbox"/> symmetric <input type="checkbox"/> minor asymmetry		
Trunk Count: 1 Height (ft.): 26			<input checked="" type="checkbox"/> major asymmetry <input type="checkbox"/> stump sprout		
Trunk DBH (in.): 5			<input type="checkbox"/> stag-head		
Percent Canopy Cover: 60%			Crown Class ⁵⁵¹ : <input checked="" type="checkbox"/> Decurrent <input type="checkbox"/> Excurrent		
Existing Terrain: <input type="checkbox"/> Flat <input checked="" type="checkbox"/> Slope			Age Class: <input type="checkbox"/> immature <input checked="" type="checkbox"/> semi-mature		
Aesthetic Rating ⁵⁵² : <input type="checkbox"/> A <input type="checkbox"/> B <input type="checkbox"/> C <input checked="" type="checkbox"/> D <input type="checkbox"/> F			<input type="checkbox"/> mature <input type="checkbox"/> over-mature/senescent		
Overall Grade: <input type="checkbox"/> A <input type="checkbox"/> B <input type="checkbox"/> C <input checked="" type="checkbox"/> D <input type="checkbox"/> F			Heritage Tree: <input checked="" type="checkbox"/> No <input type="checkbox"/> Yes		
CANOPY CHARACTERISTICS			TREE HEALTH		
	Dripline Radius (Feet)	Canopy to Grade (Feet)	Wound Wood Development:	Excellent <input type="checkbox"/> Average <input checked="" type="checkbox"/>	Poor <input type="checkbox"/> None <input type="checkbox"/>
N	0		Foliage Density:	<input checked="" type="checkbox"/> Normal <input type="checkbox"/> Sparse	
NE			Weak crotches:	<input checked="" type="checkbox"/> No <input type="checkbox"/> Yes	
E	1272		Oak Pit Scale:	<input checked="" type="checkbox"/> No <input type="checkbox"/> Yes	
SE			Mainstem dieback:	<input checked="" type="checkbox"/> No <input type="checkbox"/> Yes	
S	0		Exposed Roots:	<input checked="" type="checkbox"/> No <input type="checkbox"/> Yes	
SW			Epicormic growth:	<input type="checkbox"/> No <input checked="" type="checkbox"/> Yes	
W	0		Shading Out:	<input type="checkbox"/> No <input checked="" type="checkbox"/> Yes	
NW			Cavities: <input checked="" type="checkbox"/> None	<input type="checkbox"/> Trunk <input type="checkbox"/> Branch	
CANOPY SPREAD (FEET):			Exfoliating Bark:	<input checked="" type="checkbox"/> No <input type="checkbox"/> Yes	
PROPOSED ACTIONS			Water Pocket(s):	<input checked="" type="checkbox"/> No <input type="checkbox"/> Yes	
Monitor for Progress: <input checked="" type="checkbox"/> Yes <input type="checkbox"/> No			Mechanical Damage:	<input checked="" type="checkbox"/> Trunk <input checked="" type="checkbox"/> Branch	<input type="checkbox"/> None
Treat Infestations: <input type="checkbox"/> Yes <input type="checkbox"/> No			Canker/Galls:	<input type="checkbox"/> No <input checked="" type="checkbox"/> Yes	
Remove Deadwood: <input type="checkbox"/> Yes <input type="checkbox"/> No			Fungus:	<input checked="" type="checkbox"/> No <input type="checkbox"/> Yes	
Support Structure: <input type="checkbox"/> Yes <input type="checkbox"/> No			Vigor:	<input type="checkbox"/> Excellent <input type="checkbox"/> Average	<input checked="" type="checkbox"/> Fair <input type="checkbox"/> Poor
IMPACTS & MITIGATIONS			Twig/ Branch Dieback:	<input type="checkbox"/> None <input type="checkbox"/> Minor	<input checked="" type="checkbox"/> Moderate <input type="checkbox"/> Extensive
In Impacted Area: <input type="checkbox"/> Yes <input type="checkbox"/> No n/a			Leaf Size:	<input type="checkbox"/> Normal <input checked="" type="checkbox"/> Small	
Proposed Land Use: n/a			Heart Rot:	<input checked="" type="checkbox"/> No <input type="checkbox"/> Yes	
Impacts: n/a			Insects:	<input checked="" type="checkbox"/> Minor <input type="checkbox"/> Moderate	<input type="checkbox"/> Extensive <input type="checkbox"/> None
Mitigations: n/a			Exudations:	<input checked="" type="checkbox"/> No <input type="checkbox"/> Yes	

Comments & Notes: leans to east

⁵⁵⁰ Health: A =Outstanding; B = Above Average; C = Average; D = Below Average; F = Dead

⁵⁵¹ Decurrent = Lacking Strong Central Leader. Excurrent = Strong Central Leader.

⁵⁵² Aesthetic (compared to standard tree of same species) : A = nearly symmetrical, healthy tree – F = Dead

Trunk dbh must be 4" to be included – cumulative diameters. *Juglans nigra*; *Platanus racemosa*; *Umbellularia californica*; native *Quercus sp.* Except scrub oaks not protected.

Survey Date: 3/30/11

Tree Number: 184

GENERAL CHARACTERISTICS				
Species: <input type="checkbox"/> <i>Q. agrifolia</i> <input type="checkbox"/> <i>Q. lobata</i>			Health Rating ⁵⁵³ : <input type="checkbox"/> A <input type="checkbox"/> B <input type="checkbox"/> C <input checked="" type="checkbox"/> D <input type="checkbox"/> F	
<input type="checkbox"/> <i>Ca. Sycamore</i> <input type="checkbox"/> <i>Ca. Bay</i> <input checked="" type="checkbox"/> <i>Ca. Black Walnut</i>			Form: <input type="checkbox"/> symmetric <input checked="" type="checkbox"/> minor asymmetry	
Trunk Count: 4 Height (ft.): 40			<input type="checkbox"/> major asymmetry <input type="checkbox"/> stump sprout	
Trunk DBH (in.): 4.5, 6, 7, 8			<input type="checkbox"/> stag-head	
Percent Canopy Cover: 70%			Crown Class ⁵⁵⁴ : <input checked="" type="checkbox"/> Decurrent <input type="checkbox"/> Excurrent	
Existing Terrain: <input type="checkbox"/> Flat <input checked="" type="checkbox"/> Slope			Age Class: <input type="checkbox"/> immature <input type="checkbox"/> semi-mature	
Aesthetic Rating ⁵⁵⁵ : <input type="checkbox"/> A <input type="checkbox"/> B <input checked="" type="checkbox"/> C <input type="checkbox"/> D <input type="checkbox"/> F			<input checked="" type="checkbox"/> mature <input type="checkbox"/> over-mature/senescent	
Overall Grade: <input type="checkbox"/> A <input type="checkbox"/> B <input type="checkbox"/> C <input checked="" type="checkbox"/> D <input type="checkbox"/> F			Heritage Tree: <input checked="" type="checkbox"/> No <input type="checkbox"/> Yes	
CANOPY CHARACTERISTICS			TREE HEALTH	
	Dripline Radius (Feet)	Canopy to Grade (Feet)	Wound Wood Development:	Excellent <input type="checkbox"/> Average <input checked="" type="checkbox"/> Poor <input type="checkbox"/> None <input type="checkbox"/>
N	9		Foliage Density:	<input checked="" type="checkbox"/> Normal <input type="checkbox"/> Sparse
NE			Weak crotches:	<input checked="" type="checkbox"/> No <input type="checkbox"/> Yes
E	19		Oak Pit Scale:	<input checked="" type="checkbox"/> No <input type="checkbox"/> Yes
SE			Mainstem dieback:	<input type="checkbox"/> No <input checked="" type="checkbox"/> Yes
S	22		Exposed Roots:	<input checked="" type="checkbox"/> No <input type="checkbox"/> Yes
SW			Epicormic growth:	<input checked="" type="checkbox"/> No <input type="checkbox"/> Yes
W	26		Shading Out:	<input checked="" type="checkbox"/> No <input type="checkbox"/> Yes
NW			Cavities: <input checked="" type="checkbox"/> None <input type="checkbox"/> Trunk <input type="checkbox"/> Branch	
CANOPY SPREAD (FEET):			Exfoliating Bark:	<input checked="" type="checkbox"/> No <input type="checkbox"/> Yes
PROPOSED ACTIONS			Water Pocket(s):	<input type="checkbox"/> No <input checked="" type="checkbox"/> Yes
Monitor for Progress: <input checked="" type="checkbox"/> Yes <input type="checkbox"/> No			Mechanical Damage:	<input checked="" type="checkbox"/> Trunk <input checked="" type="checkbox"/> Branch <input type="checkbox"/> None
Treat Infestations: <input type="checkbox"/> Yes <input type="checkbox"/> No			Canker/Galls:	<input type="checkbox"/> No <input checked="" type="checkbox"/> Yes
Remove Deadwood: <input type="checkbox"/> Yes <input type="checkbox"/> No			Fungus:	<input checked="" type="checkbox"/> No <input type="checkbox"/> Yes
Support Structure: <input type="checkbox"/> Yes <input type="checkbox"/> No			Vigor:	<input type="checkbox"/> Excellent <input checked="" type="checkbox"/> Average <input type="checkbox"/> Fair <input type="checkbox"/> Poor
IMPACTS & MITIGATIONS			Twig/ Branch Dieback:	<input type="checkbox"/> None <input type="checkbox"/> Minor <input checked="" type="checkbox"/> Moderate <input type="checkbox"/> Extensive
In Impacted Area: <input type="checkbox"/> Yes <input type="checkbox"/> No n/a			Leaf Size:	<input checked="" type="checkbox"/> Normal <input type="checkbox"/> Small
Proposed Land Use: n/a			Heart Rot:	<input type="checkbox"/> No <input checked="" type="checkbox"/> Yes
Impacts: n/a			Insects:	<input type="checkbox"/> Minor <input checked="" type="checkbox"/> Moderate <input type="checkbox"/> Extensive <input type="checkbox"/> None
Mitigations: n/a			Exudations:	<input checked="" type="checkbox"/> No <input type="checkbox"/> Yes

Comments & Notes: Power line through the canopy

⁵⁵³ Health: A = Outstanding; B = Above Average; C = Average; D = Below Average; F = Dead

⁵⁵⁴ Decurrent = Lacking Strong Central Leader. Excurrent = Strong Central Leader.

⁵⁵⁵ Aesthetic (compared to standard tree of same species) : A = nearly symmetrical, healthy tree – F = Dead

Trunk dbh must be 4" to be included – cumulative diameters. *Juglans nigra*; *Platanus racemosa*; *Umbellularia californica*; native *Quercus sp.* Except scrub oaks not protected.

TREE FIELD DATA WORKSHEET (City of L.A.)

LDC Project No. 10003-001

Survey Date: 3/30/11

Tree Number: 185

GENERAL CHARACTERISTICS			TREE HEALTH		
Species: <input type="checkbox"/> <i>Q. agrifolia</i> <input type="checkbox"/> <i>Q. lobata</i>			Health Rating ⁵⁵⁶ : <input type="checkbox"/> A <input type="checkbox"/> B <input type="checkbox"/> C <input checked="" type="checkbox"/> D <input type="checkbox"/> F		
<input type="checkbox"/> <i>Ca. Sycamore</i> <input type="checkbox"/> <i>Ca. Bay</i> <input checked="" type="checkbox"/> <i>Ca. Black Walnut</i>			Form: <input checked="" type="checkbox"/> symmetric <input type="checkbox"/> minor asymmetry		
Trunk Count: 2 Height (ft.): 40			<input type="checkbox"/> major asymmetry <input type="checkbox"/> stump sprout		
Trunk DBH (in.): 14, 19			<input type="checkbox"/> stag-head		
Percent Canopy Cover: 65%			Crown Class ⁵⁵⁷ : <input checked="" type="checkbox"/> Decurrent <input type="checkbox"/> Excurrent		
Existing Terrain: <input type="checkbox"/> Flat <input checked="" type="checkbox"/> Slope			Age Class: <input type="checkbox"/> immature <input type="checkbox"/> semi-mature		
Aesthetic Rating ⁵⁵⁸ : <input type="checkbox"/> A <input type="checkbox"/> B <input checked="" type="checkbox"/> C <input type="checkbox"/> D <input type="checkbox"/> F			<input type="checkbox"/> mature <input checked="" type="checkbox"/> over-mature/senescent		
Overall Grade: <input type="checkbox"/> A <input type="checkbox"/> B <input type="checkbox"/> C <input checked="" type="checkbox"/> D <input type="checkbox"/> F			Heritage Tree: <input checked="" type="checkbox"/> No <input type="checkbox"/> Yes		
CANOPY CHARACTERISTICS			TREE HEALTH		
	Dripline Radius (Feet)	Canopy to Grade (Feet)	Wound Wood Development:	Excellent <input type="checkbox"/> Average <input checked="" type="checkbox"/>	Poor <input type="checkbox"/> None <input type="checkbox"/>
N	24		Foliage Density:	<input checked="" type="checkbox"/> Normal <input type="checkbox"/> Sparse	
NE			Weak crotches:	<input checked="" type="checkbox"/> No <input type="checkbox"/> Yes	
E	21		Oak Pit Scale:	<input checked="" type="checkbox"/> No <input type="checkbox"/> Yes	
SE			Mainstem dieback:	<input checked="" type="checkbox"/> No <input type="checkbox"/> Yes	
S	18		Exposed Roots:	<input checked="" type="checkbox"/> No <input type="checkbox"/> Yes	
SW			Epicormic growth:	<input type="checkbox"/> No <input checked="" type="checkbox"/> Yes	
W	22		Shading Out:	<input checked="" type="checkbox"/> No <input type="checkbox"/> Yes	
NW			Cavities: <input type="checkbox"/> None <input type="checkbox"/> Trunk <input checked="" type="checkbox"/> Branch		
CANOPY SPREAD (FEET):			Exfoliating Bark:	<input checked="" type="checkbox"/> No <input type="checkbox"/> Yes	
PROPOSED ACTIONS			Water Pocket(s):	<input checked="" type="checkbox"/> No <input type="checkbox"/> Yes	
Monitor for Progress: <input checked="" type="checkbox"/> Yes <input type="checkbox"/> No			Mechanical Damage:	<input checked="" type="checkbox"/> Trunk <input checked="" type="checkbox"/> Branch	<input type="checkbox"/> None
Treat Infestations: <input type="checkbox"/> Yes <input type="checkbox"/> No			Canker/Galls:	<input type="checkbox"/> No <input checked="" type="checkbox"/> Yes	
Remove Deadwood: <input type="checkbox"/> Yes <input type="checkbox"/> No			Fungus:	<input checked="" type="checkbox"/> No <input type="checkbox"/> Yes	
Support Structure: <input type="checkbox"/> Yes <input type="checkbox"/> No			Vigor:	<input type="checkbox"/> Excellent <input checked="" type="checkbox"/> Average	<input type="checkbox"/> Fair <input type="checkbox"/> Poor
IMPACTS & MITIGATIONS			Twig/ Branch Dieback:	<input type="checkbox"/> None <input type="checkbox"/> Minor	<input checked="" type="checkbox"/> Moderate <input type="checkbox"/> Extensive
In Impacted Area: <input type="checkbox"/> Yes <input type="checkbox"/> No n/a			Leaf Size:	<input checked="" type="checkbox"/> Normal <input type="checkbox"/> Small	
Proposed Land Use: n/a			Heart Rot:	<input type="checkbox"/> No <input checked="" type="checkbox"/> Yes	
Impacts: n/a			Insects:	<input type="checkbox"/> Minor <input checked="" type="checkbox"/> Moderate	<input type="checkbox"/> Extensive <input type="checkbox"/> None
Mitigations: n/a			Exudations:	<input checked="" type="checkbox"/> No <input type="checkbox"/> Yes	

Comments & Notes: next to power pole- damage due to overhanging Coldwater Canyon Road

⁵⁵⁶ Health: A =Outstanding; B = Above Average; C = Average; D = Below Average; F = Dead

⁵⁵⁷ Decurrent = Lacking Strong Central Leader. Excurrent = Strong Central Leader.

⁵⁵⁸ Aesthetic (compared to standard tree of same species) : A = nearly symmetrical, healthy tree – F = Dead

Trunk dbh must be 4" to be included – cumulative diameters. *Juglans nigra*; *Platanus racemosa*; *Umbellularia californica*; native *Quercus sp.* Except scrub oaks not protected.

TREE FIELD DATA WORKSHEET (City of L.A.)

LDC Project No. 10003-001

Survey Date: 3/30/11

Tree Number: 186

GENERAL CHARACTERISTICS				
Species: <input type="checkbox"/> <i>Q. agrifolia</i> <input type="checkbox"/> <i>Q. lobata</i>			Health Rating ⁵⁵⁹ : <input type="checkbox"/> A <input type="checkbox"/> B <input type="checkbox"/> C <input checked="" type="checkbox"/> D <input type="checkbox"/> F	
<input type="checkbox"/> <i>Ca. Sycamore</i> <input type="checkbox"/> <i>Ca. Bay</i> <input checked="" type="checkbox"/> <i>Ca. Black Walnut</i>			Form: <input checked="" type="checkbox"/> symmetric <input type="checkbox"/> minor asymmetry	
Trunk Count: 1 Height (ft.): 30			<input type="checkbox"/> major asymmetry <input type="checkbox"/> stump sprout	
Trunk DBH (in.): 10			<input type="checkbox"/> stag-head	
Percent Canopy Cover: 35%			Crown Class ⁵⁶⁰ : <input checked="" type="checkbox"/> Decurrent <input type="checkbox"/> Excurrent	
Existing Terrain: <input type="checkbox"/> Flat <input checked="" type="checkbox"/> Slope			Age Class: <input type="checkbox"/> immature <input type="checkbox"/> semi-mature	
Aesthetic Rating ⁵⁶¹ : <input type="checkbox"/> A <input type="checkbox"/> B <input type="checkbox"/> C <input checked="" type="checkbox"/> D <input type="checkbox"/> F			<input checked="" type="checkbox"/> mature <input type="checkbox"/> over-mature/senescent	
Overall Grade: <input type="checkbox"/> A <input type="checkbox"/> B <input type="checkbox"/> C <input checked="" type="checkbox"/> D <input type="checkbox"/> F			Heritage Tree: <input checked="" type="checkbox"/> No <input type="checkbox"/> Yes	
CANOPY CHARACTERISTICS			TREE HEALTH	
	Dripline Radius (Feet)	Canopy to Grade (Feet)	Wound Wood Development:	Excellent <input type="checkbox"/> Average <input checked="" type="checkbox"/> Poor <input type="checkbox"/> None <input type="checkbox"/>
N	10		Foliage Density:	<input type="checkbox"/> Normal <input checked="" type="checkbox"/> Sparse
NE			Weak crotches:	<input checked="" type="checkbox"/> No <input type="checkbox"/> Yes
E	12		Oak Pit Scale:	<input checked="" type="checkbox"/> No <input type="checkbox"/> Yes
SE			Mainstem dieback:	<input type="checkbox"/> No <input checked="" type="checkbox"/> Yes
S	15		Exposed Roots:	<input checked="" type="checkbox"/> No <input type="checkbox"/> Yes
SW			Epicormic growth:	<input checked="" type="checkbox"/> No <input type="checkbox"/> Yes
W	14		Shading Out:	<input checked="" type="checkbox"/> No <input type="checkbox"/> Yes
NW			Cavities: <input checked="" type="checkbox"/> None	<input type="checkbox"/> Trunk <input type="checkbox"/> Branch
CANOPY SPREAD (FEET):			Exfoliating Bark:	<input checked="" type="checkbox"/> No <input type="checkbox"/> Yes
PROPOSED ACTIONS			Water Pocket(s):	<input checked="" type="checkbox"/> No <input type="checkbox"/> Yes
Monitor for Progress: <input checked="" type="checkbox"/> Yes <input type="checkbox"/> No			Mechanical Damage:	<input type="checkbox"/> Trunk <input checked="" type="checkbox"/> Branch <input type="checkbox"/> None
Treat Infestations: <input type="checkbox"/> Yes <input type="checkbox"/> No			Canker/Galls:	<input type="checkbox"/> No <input checked="" type="checkbox"/> Yes
Remove Deadwood: <input type="checkbox"/> Yes <input type="checkbox"/> No			Fungus:	<input checked="" type="checkbox"/> No <input type="checkbox"/> Yes
Support Structure: <input type="checkbox"/> Yes <input type="checkbox"/> No			Vigor:	<input type="checkbox"/> Excellent <input type="checkbox"/> Average <input checked="" type="checkbox"/> Fair <input type="checkbox"/> Poor
IMPACTS & MITIGATIONS			Twig/ Branch Dieback:	<input type="checkbox"/> None <input type="checkbox"/> Minor <input checked="" type="checkbox"/> Moderate <input type="checkbox"/> Extensive
In Impacted Area: <input type="checkbox"/> Yes <input type="checkbox"/> No n/a			Leaf Size:	<input checked="" type="checkbox"/> Normal <input type="checkbox"/> Small
Proposed Land Use: n/a			Heart Rot:	<input checked="" type="checkbox"/> No <input type="checkbox"/> Yes
Impacts: n/a			Insects:	<input type="checkbox"/> Minor <input checked="" type="checkbox"/> Moderate <input type="checkbox"/> Extensive <input type="checkbox"/> None
Mitigations: n/a			Exudations:	<input checked="" type="checkbox"/> No <input type="checkbox"/> Yes

Comments & Notes: adjacent to driveway

⁵⁵⁹ Health: A = Outstanding; B = Above Average; C = Average; D = Below Average; F = Dead

⁵⁶⁰ Decurrent = Lacking Strong Central Leader. Excurrent = Strong Central Leader.

⁵⁶¹ Aesthetic (compared to standard tree of same species) : A = nearly symmetrical, healthy tree – F = Dead

Trunk dbh must be 4" to be included – cumulative diameters. *Juglans nigra*; *Platanus racemosa*; *Umbellularia californica*; native *Quercus sp.* Except scrub oaks not protected.

TREE FIELD DATA WORKSHEET (City of L.A.)

LDC Project No. 10003-001

Survey Date: 3/30/11

Tree Number: 187

GENERAL CHARACTERISTICS				
Species: <input type="checkbox"/> <i>Q. agrifolia</i> <input type="checkbox"/> <i>Q. lobata</i>			Health Rating ⁵⁶² : <input type="checkbox"/> A <input type="checkbox"/> B <input type="checkbox"/> C <input checked="" type="checkbox"/> D <input type="checkbox"/> F	
<input type="checkbox"/> <i>Ca. Sycamore</i> <input type="checkbox"/> <i>Ca. Bay</i> <input checked="" type="checkbox"/> <i>Ca. Black Walnut</i>			Form: <input checked="" type="checkbox"/> symmetric <input type="checkbox"/> minor asymmetry	
Trunk Count: 1 Height (ft.): 20			<input type="checkbox"/> major asymmetry <input type="checkbox"/> stump sprout	
Trunk DBH (in.): 5			<input type="checkbox"/> stag-head	
Percent Canopy Cover: 35%			Crown Class ⁵⁶³ : <input checked="" type="checkbox"/> Decurrent <input type="checkbox"/> Excurrent	
Existing Terrain: <input type="checkbox"/> Flat <input checked="" type="checkbox"/> Slope			Age Class: <input type="checkbox"/> immature <input checked="" type="checkbox"/> semi-mature	
Aesthetic Rating ⁵⁶⁴ : <input type="checkbox"/> A <input type="checkbox"/> B <input type="checkbox"/> C <input checked="" type="checkbox"/> D <input type="checkbox"/> F			<input type="checkbox"/> mature <input type="checkbox"/> over-mature/senescent	
Overall Grade: <input type="checkbox"/> A <input type="checkbox"/> B <input type="checkbox"/> C <input checked="" type="checkbox"/> D <input type="checkbox"/> F			Heritage Tree: <input checked="" type="checkbox"/> No <input type="checkbox"/> Yes	
CANOPY CHARACTERISTICS			TREE HEALTH	
	Dripline Radius (Feet)	Canopy to Grade (Feet)	Wound Wood Development:	Excellent <input type="checkbox"/> Average <input checked="" type="checkbox"/> Poor <input type="checkbox"/> None <input type="checkbox"/>
N	10		Foliage Density:	<input type="checkbox"/> Normal <input checked="" type="checkbox"/> Sparse
NE			Weak crotches:	<input checked="" type="checkbox"/> No <input type="checkbox"/> Yes
E	10		Oak Pit Scale:	<input checked="" type="checkbox"/> No <input type="checkbox"/> Yes
SE			Mainstem dieback:	<input type="checkbox"/> No <input checked="" type="checkbox"/> Yes
S	10		Exposed Roots:	<input checked="" type="checkbox"/> No <input type="checkbox"/> Yes
SW			Epicormic growth:	<input checked="" type="checkbox"/> No <input type="checkbox"/> Yes
W	8		Shading Out:	<input checked="" type="checkbox"/> No <input type="checkbox"/> Yes
NW			Cavities: <input checked="" type="checkbox"/> None <input type="checkbox"/> Trunk <input type="checkbox"/> Branch	
CANOPY SPREAD (FEET):			Exfoliating Bark:	<input checked="" type="checkbox"/> No <input type="checkbox"/> Yes
PROPOSED ACTIONS			Water Pocket(s):	<input checked="" type="checkbox"/> No <input type="checkbox"/> Yes
Monitor for Progress: <input checked="" type="checkbox"/> Yes <input type="checkbox"/> No			Mechanical Damage:	<input type="checkbox"/> Trunk <input checked="" type="checkbox"/> Branch <input type="checkbox"/> None
Treat Infestations: <input type="checkbox"/> Yes <input type="checkbox"/> No			Canker/Galls:	<input type="checkbox"/> No <input checked="" type="checkbox"/> Yes
Remove Deadwood: <input type="checkbox"/> Yes <input type="checkbox"/> No			Fungus:	<input checked="" type="checkbox"/> No <input type="checkbox"/> Yes
Support Structure: <input type="checkbox"/> Yes <input type="checkbox"/> No			Vigor:	<input type="checkbox"/> Excellent <input type="checkbox"/> Average <input type="checkbox"/> Fair <input checked="" type="checkbox"/> Poor
IMPACTS & MITIGATIONS			Twig/ Branch Dieback:	<input type="checkbox"/> None <input type="checkbox"/> Minor <input type="checkbox"/> Moderate <input checked="" type="checkbox"/> Extensive
In Impacted Area: <input type="checkbox"/> Yes <input type="checkbox"/> No n/a			Leaf Size:	<input type="checkbox"/> Normal <input checked="" type="checkbox"/> Small
Proposed Land Use: n/a			Heart Rot:	<input checked="" type="checkbox"/> No <input type="checkbox"/> Yes
Impacts: n/a			Insects:	<input type="checkbox"/> Minor <input checked="" type="checkbox"/> Moderate <input type="checkbox"/> Extensive <input type="checkbox"/> None
Mitigations: n/a			Exudations:	<input checked="" type="checkbox"/> No <input type="checkbox"/> Yes

Comments & Notes:

⁵⁶² Health: A =Outstanding; B = Above Average; C = Average; D = Below Average; F = Dead

⁵⁶³ Decurrent = Lacking Strong Central Leader. Excurrent = Strong Central Leader.

⁵⁶⁴ Aesthetic (compared to standard tree of same species) : A = nearly symmetrical, healthy tree – F = Dead

Trunk dbh must be 4" to be included – cumulative diameters. *Juglans nigra*; *Platanus racemosa*; *Umbellularia californica*; native *Quercus sp.* Except scrub oaks not protected.

Survey Date: 4/5/11

Tree Number: 188

GENERAL CHARACTERISTICS				
Species: <input type="checkbox"/> <i>Q. agrifolia</i> <input type="checkbox"/> <i>Q. lobata</i>			Health Rating ⁵⁶⁵ : <input type="checkbox"/> A <input type="checkbox"/> B <input type="checkbox"/> C <input checked="" type="checkbox"/> D <input type="checkbox"/> F	
<input type="checkbox"/> <i>Ca. Sycamore</i> <input type="checkbox"/> <i>Ca. Bay</i> <input checked="" type="checkbox"/> <i>Ca. Black Walnut</i>			Form: <input type="checkbox"/> symmetric <input checked="" type="checkbox"/> minor asymmetry	
Trunk Count: 3 Height (ft.): 15			<input type="checkbox"/> major asymmetry <input type="checkbox"/> stump sprout	
Trunk DBH (in.): 6, 6.5, 9.5 (low branch @3.5')			<input type="checkbox"/> stag-head	
Percent Canopy Cover: 75%			Crown Class ⁵⁶⁶ : <input checked="" type="checkbox"/> Decurrent <input type="checkbox"/> Excurrent	
Existing Terrain: <input type="checkbox"/> Flat <input checked="" type="checkbox"/> Slope			Age Class: <input type="checkbox"/> immature <input type="checkbox"/> semi-mature	
Aesthetic Rating ⁵⁶⁷ : <input type="checkbox"/> A <input type="checkbox"/> B <input checked="" type="checkbox"/> C <input type="checkbox"/> D <input type="checkbox"/> F			<input checked="" type="checkbox"/> mature <input type="checkbox"/> over-mature/senescent	
Overall Grade: <input type="checkbox"/> A <input type="checkbox"/> B <input checked="" type="checkbox"/> C <input type="checkbox"/> D <input type="checkbox"/> F			Heritage Tree: <input checked="" type="checkbox"/> No <input type="checkbox"/> Yes	
CANOPY CHARACTERISTICS			TREE HEALTH	
	Dripline Radius (Feet)	Canopy to Grade (Feet)	Wound Wood Development:	Excellent <input type="checkbox"/> Average <input checked="" type="checkbox"/> Poor <input type="checkbox"/> None <input type="checkbox"/>
N	12		Foliage Density:	<input checked="" type="checkbox"/> Normal <input type="checkbox"/> Sparse
NE			Weak crotches:	<input type="checkbox"/> No <input checked="" type="checkbox"/> Yes
E	16		Oak Pit Scale:	<input checked="" type="checkbox"/> No <input type="checkbox"/> Yes
SE			Mainstem dieback:	<input checked="" type="checkbox"/> No <input type="checkbox"/> Yes
S	16		Exposed Roots:	<input checked="" type="checkbox"/> No <input type="checkbox"/> Yes
SW			Epicormic growth:	<input checked="" type="checkbox"/> No <input type="checkbox"/> Yes
W	14		Shading Out:	<input checked="" type="checkbox"/> No <input type="checkbox"/> Yes
NW			Cavities: <input checked="" type="checkbox"/> None	<input type="checkbox"/> Trunk <input type="checkbox"/> Branch
CANOPY SPREAD (FEET):			Exfoliating Bark:	<input checked="" type="checkbox"/> No <input type="checkbox"/> Yes
PROPOSED ACTIONS			Water Pocket(s):	<input checked="" type="checkbox"/> No <input type="checkbox"/> Yes
Monitor for Progress: <input checked="" type="checkbox"/> Yes <input type="checkbox"/> No			Mechanical Damage:	<input type="checkbox"/> Trunk <input checked="" type="checkbox"/> Branch <input type="checkbox"/> None
Treat Infestations: <input type="checkbox"/> Yes <input type="checkbox"/> No			Canker/Galls:	<input checked="" type="checkbox"/> No <input type="checkbox"/> Yes
Remove Deadwood: <input type="checkbox"/> Yes <input type="checkbox"/> No			Fungus:	<input checked="" type="checkbox"/> No <input type="checkbox"/> Yes
Support Structure: <input type="checkbox"/> Yes <input type="checkbox"/> No			Vigor:	<input type="checkbox"/> Excellent <input checked="" type="checkbox"/> Average <input type="checkbox"/> Fair <input type="checkbox"/> Poor
IMPACTS & MITIGATIONS			Twig/ Branch Dieback:	<input type="checkbox"/> None <input checked="" type="checkbox"/> Minor <input type="checkbox"/> Moderate <input type="checkbox"/> Extensive
In Impacted Area: <input type="checkbox"/> Yes <input type="checkbox"/> No n/a			Leaf Size:	<input checked="" type="checkbox"/> Normal <input type="checkbox"/> Small
Proposed Land Use: n/a			Heart Rot:	<input checked="" type="checkbox"/> No <input type="checkbox"/> Yes
Impacts: n/a			Insects:	<input checked="" type="checkbox"/> Minor <input type="checkbox"/> Moderate <input type="checkbox"/> Extensive <input type="checkbox"/> None
Mitigations: n/a			Exudations:	<input checked="" type="checkbox"/> No <input type="checkbox"/> Yes

Comments & Notes: Power lines, pruned

⁵⁶⁵ Health: A = Outstanding; B = Above Average; C = Average; D = Below Average; F = Dead

⁵⁶⁶ Decurrent = Lacking Strong Central Leader. Excurrent = Strong Central Leader.

⁵⁶⁷ Aesthetic (compared to standard tree of same species) : A = nearly symmetrical, healthy tree – F = Dead

Trunk dbh must be 4" to be included – cumulative diameters. *Juglans nigra*; *Platanus racemosa*; *Umbellularia californica*; native *Quercus sp.* Except scrub oaks not protected.

TREE FIELD DATA WORKSHEET (City of L.A.)

LDC Project No. 10003-001

Survey Date: 4/5/11

Tree Number: 189

GENERAL CHARACTERISTICS					
Species: <input type="checkbox"/> <i>Q. agrifolia</i> <input type="checkbox"/> <i>Q. lobata</i>			Health Rating ⁵⁶⁸ : <input type="checkbox"/> A <input type="checkbox"/> B <input checked="" type="checkbox"/> C <input type="checkbox"/> D <input type="checkbox"/> F		
<input type="checkbox"/> <i>Ca. Sycamore</i> <input type="checkbox"/> <i>Ca. Bay</i> <input checked="" type="checkbox"/> <i>Ca. Black Walnut</i>			Form: <input type="checkbox"/> symmetric <input checked="" type="checkbox"/> minor asymmetry		
Trunk Count: 2 Height (ft.): 15			<input type="checkbox"/> major asymmetry <input type="checkbox"/> stump sprout		
Trunk DBH (in.): 4.5, 4			<input type="checkbox"/> stag-head		
Percent Canopy Cover: 60%			Crown Class ⁵⁶⁹ : <input checked="" type="checkbox"/> Decurrent <input type="checkbox"/> Excurrent		
Existing Terrain: <input type="checkbox"/> Flat <input checked="" type="checkbox"/> Slope			Age Class: <input type="checkbox"/> immature <input checked="" type="checkbox"/> semi-mature		
Aesthetic Rating ⁵⁷⁰ : <input type="checkbox"/> A <input type="checkbox"/> B <input checked="" type="checkbox"/> C <input type="checkbox"/> D <input type="checkbox"/> F			<input type="checkbox"/> mature <input type="checkbox"/> over-mature/senescent		
Overall Grade: <input type="checkbox"/> A <input type="checkbox"/> B <input checked="" type="checkbox"/> C <input type="checkbox"/> D <input type="checkbox"/> F			Heritage Tree: <input checked="" type="checkbox"/> No <input type="checkbox"/> Yes		
CANOPY CHARACTERISTICS			TREE HEALTH		
	Dripline Radius (Feet)	Canopy to Grade (Feet)	Wound Wood Development:	Excellent <input type="checkbox"/> Average <input checked="" type="checkbox"/>	Poor <input type="checkbox"/> None <input type="checkbox"/>
N	5		Foliage Density:	<input checked="" type="checkbox"/> Normal <input type="checkbox"/> Sparse	
NE			Weak crotches:	<input type="checkbox"/> No <input checked="" type="checkbox"/> Yes	
E	12		Oak Pit Scale:	<input checked="" type="checkbox"/> No <input type="checkbox"/> Yes	
SE			Mainstem dieback:	<input checked="" type="checkbox"/> No <input type="checkbox"/> Yes	
S	9		Exposed Roots:	<input checked="" type="checkbox"/> No <input type="checkbox"/> Yes	
SW			Epicormic growth:	<input checked="" type="checkbox"/> No <input type="checkbox"/> Yes	
W	12		Shading Out:	<input type="checkbox"/> No <input checked="" type="checkbox"/> Yes	
NW			Cavities: <input checked="" type="checkbox"/> None	<input type="checkbox"/> Trunk <input type="checkbox"/> Branch	
CANOPY SPREAD (FEET):			Exfoliating Bark:	<input checked="" type="checkbox"/> No <input type="checkbox"/> Yes	
PROPOSED ACTIONS			Water Pocket(s):	<input checked="" type="checkbox"/> No <input type="checkbox"/> Yes	
Monitor for Progress: <input checked="" type="checkbox"/> Yes <input type="checkbox"/> No			Mechanical Damage:	<input type="checkbox"/> Trunk <input checked="" type="checkbox"/> Branch	
Treat Infestations: <input type="checkbox"/> Yes <input type="checkbox"/> No			<input type="checkbox"/> None		
Remove Deadwood: <input type="checkbox"/> Yes <input type="checkbox"/> No			Canker/Galls:	<input checked="" type="checkbox"/> No <input type="checkbox"/> Yes	
Support Structure: <input type="checkbox"/> Yes <input type="checkbox"/> No			Fungus:	<input checked="" type="checkbox"/> No <input type="checkbox"/> Yes	
IMPACTS & MITIGATIONS			Vigor:	<input type="checkbox"/> Excellent <input checked="" type="checkbox"/> Average	
In Impacted Area: <input type="checkbox"/> Yes <input type="checkbox"/> No n/a			<input type="checkbox"/> Fair <input type="checkbox"/> Poor		
Proposed Land Use: n/a			Twig/ Branch Dieback:	<input type="checkbox"/> None <input checked="" type="checkbox"/> Minor	
Impacts: n/a			<input type="checkbox"/> Moderate <input type="checkbox"/> Extensive		
Mitigations: n/a			Leaf Size:	<input type="checkbox"/> Normal <input type="checkbox"/> Small	
			Heart Rot:	<input checked="" type="checkbox"/> No <input type="checkbox"/> Yes	
			Insects:	<input checked="" type="checkbox"/> Minor <input type="checkbox"/> Moderate	
			<input type="checkbox"/> Extensive <input type="checkbox"/> None		
			Exudations:	<input checked="" type="checkbox"/> No <input type="checkbox"/> Yes	

Comments & Notes: leans to east

⁵⁶⁸ Health: A =Outstanding; B = Above Average; C = Average; D = Below Average; F = Dead

⁵⁶⁹ Decurrent = Lacking Strong Central Leader. Excurrent = Strong Central Leader.

⁵⁷⁰ Aesthetic (compared to standard tree of same species) : A = nearly symmetrical, healthy tree – F = Dead

Trunk dbh must be 4" to be included – cumulative diameters. *Juglans nigra*; *Platanus racemosa*; *Umbellularia californica*; native *Quercus sp.* Except scrub oaks not protected.

Survey Date: 4/511

Tree Number: 190

GENERAL CHARACTERISTICS				
Species: <input type="checkbox"/> <i>Q. agrifolia</i> <input type="checkbox"/> <i>Q. lobata</i>			Health Rating ⁵⁷¹ : <input type="checkbox"/> A <input type="checkbox"/> B <input checked="" type="checkbox"/> C <input type="checkbox"/> D <input type="checkbox"/> F	
<input type="checkbox"/> <i>Ca. Sycamore</i> <input type="checkbox"/> <i>Ca. Bay</i> <input checked="" type="checkbox"/> <i>Ca. Black Walnut</i>			Form: <input type="checkbox"/> symmetric <input type="checkbox"/> minor asymmetry	
Trunk Count: 3 Height (ft.): 28			<input checked="" type="checkbox"/> major asymmetry <input type="checkbox"/> stump sprout	
Trunk DBH (in.): 8.5, 11, 12			<input type="checkbox"/> stag-head	
Percent Canopy Cover: 75%			Crown Class ⁵⁷² : <input checked="" type="checkbox"/> Decurrent <input type="checkbox"/> Excurrent	
Existing Terrain: <input type="checkbox"/> Flat <input checked="" type="checkbox"/> Slope			Age Class: <input type="checkbox"/> immature <input type="checkbox"/> semi-mature	
Aesthetic Rating ⁵⁷³ : <input type="checkbox"/> A <input checked="" type="checkbox"/> B <input type="checkbox"/> C <input type="checkbox"/> D <input type="checkbox"/> F			<input checked="" type="checkbox"/> mature <input type="checkbox"/> over-mature/senescent	
Overall Grade: <input type="checkbox"/> A <input type="checkbox"/> B <input checked="" type="checkbox"/> C <input type="checkbox"/> D <input type="checkbox"/> F			Heritage Tree: <input checked="" type="checkbox"/> No <input type="checkbox"/> Yes	
CANOPY CHARACTERISTICS			TREE HEALTH	
	Dripline Radius (Feet)	Canopy to Grade (Feet)	Wound Wood Development:	Excellent <input type="checkbox"/> Average <input checked="" type="checkbox"/> Poor <input type="checkbox"/> None <input type="checkbox"/>
N	18		Foliage Density:	<input checked="" type="checkbox"/> Normal <input type="checkbox"/> Sparse
NE			Weak crotches:	<input type="checkbox"/> No <input checked="" type="checkbox"/> Yes
E	22		Oak Pit Scale:	<input checked="" type="checkbox"/> No <input type="checkbox"/> Yes
SE			Mainstem dieback:	<input checked="" type="checkbox"/> No <input type="checkbox"/> Yes
S	18		Exposed Roots:	<input checked="" type="checkbox"/> No <input type="checkbox"/> Yes
SW			Epicormic growth:	<input checked="" type="checkbox"/> No <input type="checkbox"/> Yes
W	9		Shading Out:	<input checked="" type="checkbox"/> No <input type="checkbox"/> Yes
NW			Cavities: <input type="checkbox"/> None <input checked="" type="checkbox"/> Trunk <input checked="" type="checkbox"/> Branch	
CANOPY SPREAD (FEET):			Exfoliating Bark:	<input checked="" type="checkbox"/> No <input type="checkbox"/> Yes
PROPOSED ACTIONS			Water Pocket(s):	<input checked="" type="checkbox"/> No <input type="checkbox"/> Yes
Monitor for Progress: <input checked="" type="checkbox"/> Yes <input type="checkbox"/> No			Mechanical Damage:	<input checked="" type="checkbox"/> Trunk <input checked="" type="checkbox"/> Branch <input type="checkbox"/> None
Treat Infestations: <input type="checkbox"/> Yes <input type="checkbox"/> No			Canker/Galls:	<input type="checkbox"/> No <input checked="" type="checkbox"/> Yes
Remove Deadwood: <input type="checkbox"/> Yes <input type="checkbox"/> No			Fungus:	<input type="checkbox"/> No <input checked="" type="checkbox"/> Yes
Support Structure: <input type="checkbox"/> Yes <input type="checkbox"/> No			Vigor:	<input type="checkbox"/> Excellent <input checked="" type="checkbox"/> Average <input type="checkbox"/> Fair <input type="checkbox"/> Poor
IMPACTS & MITIGATIONS			Twig/ Branch Dieback:	<input type="checkbox"/> None <input checked="" type="checkbox"/> Minor <input type="checkbox"/> Moderate <input type="checkbox"/> Extensive
In Impacted Area: <input type="checkbox"/> Yes <input type="checkbox"/> No n/a			Leaf Size:	<input checked="" type="checkbox"/> Normal <input type="checkbox"/> Small
Proposed Land Use: n/a			Heart Rot:	<input type="checkbox"/> No <input checked="" type="checkbox"/> Yes
Impacts: n/a			Insects:	<input checked="" type="checkbox"/> Minor <input type="checkbox"/> Moderate <input type="checkbox"/> Extensive <input type="checkbox"/> None
Mitigations: n/a			Exudations:	<input checked="" type="checkbox"/> No <input type="checkbox"/> Yes

Comments & Notes: 1 large trunk cut on driveway side, pruned for power lines and street

⁵⁷¹ Health: A = Outstanding; B = Above Average; C = Average; D = Below Average; F = Dead

⁵⁷² Decurrent = Lacking Strong Central Leader. Excurrent = Strong Central Leader.

⁵⁷³ Aesthetic (compared to standard tree of same species) : A = nearly symmetrical, healthy tree – F = Dead

Trunk dbh must be 4" to be included – cumulative diameters. *Juglans nigra*; *Platanus racemosa*; *Umbellularia californica*; native *Quercus sp.* Except scrub oaks not protected.

Survey Date: 4/5/11

Tree Number: 191

GENERAL CHARACTERISTICS				
Species: <input type="checkbox"/> <i>Q. agrifolia</i> <input type="checkbox"/> <i>Q. lobata</i>			Health Rating ⁵⁷⁴ : <input type="checkbox"/> A <input type="checkbox"/> B <input type="checkbox"/> C <input checked="" type="checkbox"/> D <input type="checkbox"/> F	
<input type="checkbox"/> <i>Ca. Sycamore</i> <input type="checkbox"/> <i>Ca. Bay</i> <input checked="" type="checkbox"/> <i>Ca. Black Walnut</i>			Form: <input type="checkbox"/> symmetric <input type="checkbox"/> minor asymmetry	
Trunk Count: 2 Height (ft.): 22			<input checked="" type="checkbox"/> major asymmetry <input type="checkbox"/> stump sprout	
Trunk DBH (in.): 6, 8 (low branching)			<input type="checkbox"/> stag-head	
Percent Canopy Cover: 40%			Crown Class ⁵⁷⁵ : <input checked="" type="checkbox"/> Decurrent <input type="checkbox"/> Excurrent	
Existing Terrain: <input type="checkbox"/> Flat <input checked="" type="checkbox"/> Slope			Age Class: <input type="checkbox"/> immature <input checked="" type="checkbox"/> semi-mature	
Aesthetic Rating ⁵⁷⁶ : <input type="checkbox"/> A <input type="checkbox"/> B <input type="checkbox"/> C <input checked="" type="checkbox"/> D <input type="checkbox"/> F			<input type="checkbox"/> mature <input type="checkbox"/> over-mature/senescent	
Overall Grade: <input type="checkbox"/> A <input type="checkbox"/> B <input type="checkbox"/> C <input checked="" type="checkbox"/> D <input type="checkbox"/> F			Heritage Tree: <input checked="" type="checkbox"/> No <input type="checkbox"/> Yes	
CANOPY CHARACTERISTICS			TREE HEALTH	
	Dripline Radius (Feet)	Canopy to Grade (Feet)	Wound Wood Development:	Excellent <input type="checkbox"/> Average <input checked="" type="checkbox"/> Poor <input type="checkbox"/> None <input type="checkbox"/>
N	0		Foliage Density:	<input type="checkbox"/> Normal <input checked="" type="checkbox"/> Sparse
NE			Weak crotches:	<input type="checkbox"/> No <input checked="" type="checkbox"/> Yes
E	18		Oak Pit Scale:	<input checked="" type="checkbox"/> No <input type="checkbox"/> Yes
SE			Mainstem dieback:	<input type="checkbox"/> No <input checked="" type="checkbox"/> Yes
S	17		Exposed Roots:	<input checked="" type="checkbox"/> No <input type="checkbox"/> Yes
SW			Epicormic growth:	<input type="checkbox"/> No <input checked="" type="checkbox"/> Yes
W	0		Shading Out:	<input type="checkbox"/> No <input checked="" type="checkbox"/> Yes
NW			Cavities: <input type="checkbox"/> None	<input type="checkbox"/> Trunk <input checked="" type="checkbox"/> Branch
CANOPY SPREAD (FEET):			Exfoliating Bark:	<input checked="" type="checkbox"/> No <input type="checkbox"/> Yes
PROPOSED ACTIONS			Water Pocket(s):	<input checked="" type="checkbox"/> No <input type="checkbox"/> Yes
Monitor for Progress:			Mechanical Damage:	<input type="checkbox"/> Trunk <input checked="" type="checkbox"/> Branch <input type="checkbox"/> None
Treat Infestations:			Canker/Galls:	<input type="checkbox"/> No <input checked="" type="checkbox"/> Yes
Remove Deadwood:			Fungus:	<input type="checkbox"/> No <input checked="" type="checkbox"/> Yes
Support Structure:			Vigor:	<input type="checkbox"/> Excellent <input type="checkbox"/> Average <input type="checkbox"/> Fair <input checked="" type="checkbox"/> Poor
IMPACTS & MITIGATIONS			Twig/ Branch Dieback:	<input type="checkbox"/> None <input type="checkbox"/> Minor <input type="checkbox"/> Moderate <input checked="" type="checkbox"/> Extensive
In Impacted Area: <input type="checkbox"/> Yes <input type="checkbox"/> No n/a			Leaf Size:	<input type="checkbox"/> Normal <input checked="" type="checkbox"/> Small
Proposed Land Use: n/a			Heart Rot:	<input type="checkbox"/> No <input checked="" type="checkbox"/> Yes
Impacts: n/a			Insects:	<input type="checkbox"/> Minor <input checked="" type="checkbox"/> Moderate <input type="checkbox"/> Extensive <input type="checkbox"/> None
Mitigations: n/a			Exudations:	<input checked="" type="checkbox"/> No <input type="checkbox"/> Yes

Comments & Notes:

⁵⁷⁴ Health: A = Outstanding; B = Above Average; C = Average; D = Below Average; F = Dead

⁵⁷⁵ Decurrent = Lacking Strong Central Leader. Excurrent = Strong Central Leader.

⁵⁷⁶ Aesthetic (compared to standard tree of same species) : A = nearly symmetrical, healthy tree – F = Dead

Trunk dbh must be 4" to be included – cumulative diameters. *Juglans nigra*; *Platanus racemosa*; *Umbellularia californica*; native *Quercus sp.* Except scrub oaks not protected.

TREE FIELD DATA WORKSHEET (City of L.A.)

LDC Project No. 10003-001

Survey Date: 4/5/11

Tree Number: 192

GENERAL CHARACTERISTICS				
Species: <input type="checkbox"/> <i>Q. agrifolia</i> <input type="checkbox"/> <i>Q. lobata</i>			Health Rating ⁵⁷⁷ : <input type="checkbox"/> A <input type="checkbox"/> B <input type="checkbox"/> C <input checked="" type="checkbox"/> D <input type="checkbox"/> F	
<input type="checkbox"/> <i>Ca. Sycamore</i> <input type="checkbox"/> <i>Ca. Bay</i> <input checked="" type="checkbox"/> <i>Ca. Black Walnut</i>			Form: <input type="checkbox"/> symmetric <input type="checkbox"/> minor asymmetry	
Trunk Count: 1 Height (ft.): 20			<input checked="" type="checkbox"/> major asymmetry <input type="checkbox"/> stump sprout	
Trunk DBH (in.): 9			<input type="checkbox"/> stag-head	
Percent Canopy Cover: 70%			Crown Class ⁵⁷⁸ : <input checked="" type="checkbox"/> Decurrent <input type="checkbox"/> Excurrent	
Existing Terrain: <input type="checkbox"/> Flat <input checked="" type="checkbox"/> Slope			Age Class: <input type="checkbox"/> immature <input checked="" type="checkbox"/> semi-mature	
Aesthetic Rating ⁵⁷⁹ : <input type="checkbox"/> A <input checked="" type="checkbox"/> B <input type="checkbox"/> C <input type="checkbox"/> D <input type="checkbox"/> F			<input type="checkbox"/> mature <input type="checkbox"/> over-mature/senescent	
Overall Grade: <input type="checkbox"/> A <input type="checkbox"/> B <input checked="" type="checkbox"/> C <input type="checkbox"/> D <input type="checkbox"/> F			Heritage Tree: <input checked="" type="checkbox"/> No <input type="checkbox"/> Yes	
CANOPY CHARACTERISTICS			TREE HEALTH	
	Dripline Radius (Feet)	Canopy to Grade (Feet)	Wound Wood Development:	Excellent <input type="checkbox"/> Average <input checked="" type="checkbox"/> Poor <input type="checkbox"/> None <input type="checkbox"/>
N	13		Foliage Density:	<input checked="" type="checkbox"/> Normal <input type="checkbox"/> Sparse
NE			Weak crotches:	<input checked="" type="checkbox"/> No <input type="checkbox"/> Yes
E	8		Oak Pit Scale:	<input checked="" type="checkbox"/> No <input type="checkbox"/> Yes
SE			Mainstem dieback:	<input checked="" type="checkbox"/> No <input type="checkbox"/> Yes
S	6		Exposed Roots:	<input checked="" type="checkbox"/> No <input type="checkbox"/> Yes
SW			Epicormic growth:	<input type="checkbox"/> No <input checked="" type="checkbox"/> Yes
W	17		Shading Out:	<input checked="" type="checkbox"/> No <input type="checkbox"/> Yes
NW			Cavities: <input checked="" type="checkbox"/> None <input type="checkbox"/> Trunk <input type="checkbox"/> Branch	
CANOPY SPREAD (FEET):			Exfoliating Bark:	<input checked="" type="checkbox"/> No <input type="checkbox"/> Yes
PROPOSED ACTIONS			Water Pocket(s):	<input checked="" type="checkbox"/> No <input type="checkbox"/> Yes
Monitor for Progress: <input checked="" type="checkbox"/> Yes <input type="checkbox"/> No			Mechanical Damage:	<input checked="" type="checkbox"/> Trunk <input checked="" type="checkbox"/> Branch <input type="checkbox"/> None
Treat Infestations: <input type="checkbox"/> Yes <input type="checkbox"/> No			Canker/Galls:	<input type="checkbox"/> No <input checked="" type="checkbox"/> Yes
Remove Deadwood: <input type="checkbox"/> Yes <input type="checkbox"/> No			Fungus:	<input type="checkbox"/> No <input checked="" type="checkbox"/> Yes
Support Structure: <input type="checkbox"/> Yes <input type="checkbox"/> No			Vigor:	<input type="checkbox"/> Excellent <input type="checkbox"/> Average <input checked="" type="checkbox"/> Fair <input type="checkbox"/> Poor
IMPACTS & MITIGATIONS			Twig/ Branch Dieback:	<input type="checkbox"/> None <input type="checkbox"/> Minor <input checked="" type="checkbox"/> Moderate <input type="checkbox"/> Extensive
In Impacted Area: <input type="checkbox"/> Yes <input type="checkbox"/> No n/a			Leaf Size:	<input type="checkbox"/> Normal <input checked="" type="checkbox"/> Small
Proposed Land Use: n/a			Heart Rot:	<input checked="" type="checkbox"/> No <input type="checkbox"/> Yes
Impacts: n/a			Insects:	<input type="checkbox"/> Minor <input checked="" type="checkbox"/> Moderate <input type="checkbox"/> Extensive <input type="checkbox"/> None
Mitigations: n/a			Exudations:	<input checked="" type="checkbox"/> No <input type="checkbox"/> Yes

Comments & Notes:

⁵⁷⁷ Health: A = Outstanding; B = Above Average; C = Average; D = Below Average; F = Dead

⁵⁷⁸ Decurrent = Lacking Strong Central Leader. Excurrent = Strong Central Leader.

⁵⁷⁹ Aesthetic (compared to standard tree of same species) : A = nearly symmetrical, healthy tree – F = Dead

Trunk dbh must be 4" to be included – cumulative diameters. *Juglans nigra*; *Platanus racemosa*; *Umbellularia californica*; native *Quercus sp.* Except scrub oaks not protected.

TREE FIELD DATA WORKSHEET (City of L.A.)

LDC Project No. 10003-001

Survey Date: 4/5/11

Tree Number: 193

GENERAL CHARACTERISTICS					
Species: <input type="checkbox"/> <i>Q. agrifolia</i> <input type="checkbox"/> <i>Q. lobata</i>			Health Rating ⁵⁸⁰ : <input type="checkbox"/> A <input type="checkbox"/> B <input checked="" type="checkbox"/> C <input type="checkbox"/> D <input type="checkbox"/> F		
<input type="checkbox"/> <i>Ca. Sycamore</i> <input type="checkbox"/> <i>Ca. Bay</i> <input checked="" type="checkbox"/> <i>Ca. Black Walnut</i>			Form: <input type="checkbox"/> symmetric <input checked="" type="checkbox"/> minor asymmetry		
Trunk Count: 2 Height (ft.): 28			<input type="checkbox"/> major asymmetry <input type="checkbox"/> stump sprout		
Trunk DBH (in.): 7, 10.5			<input type="checkbox"/> stag-head		
Percent Canopy Cover: 80%			Crown Class ⁵⁸¹ : <input checked="" type="checkbox"/> Decurrent <input type="checkbox"/> Excurrent		
Existing Terrain: <input checked="" type="checkbox"/> Flat <input type="checkbox"/> Slope			Age Class: <input type="checkbox"/> immature <input type="checkbox"/> semi-mature		
Aesthetic Rating ⁵⁸² : <input type="checkbox"/> A <input type="checkbox"/> B <input checked="" type="checkbox"/> C <input type="checkbox"/> D <input type="checkbox"/> F			<input checked="" type="checkbox"/> mature <input type="checkbox"/> over-mature/senescent		
Overall Grade: <input type="checkbox"/> A <input type="checkbox"/> B <input checked="" type="checkbox"/> C <input type="checkbox"/> D <input type="checkbox"/> F			Heritage Tree: <input checked="" type="checkbox"/> No <input type="checkbox"/> Yes		
CANOPY CHARACTERISTICS			TREE HEALTH		
	Dripline Radius (Feet)	Canopy to Grade (Feet)	Wound Wood Development:	Excellent <input type="checkbox"/> Average <input checked="" type="checkbox"/>	Poor <input type="checkbox"/> None <input type="checkbox"/>
N	21		Foliage Density:	<input checked="" type="checkbox"/> Normal <input type="checkbox"/> Sparse	
NE			Weak crotches:	<input type="checkbox"/> No <input checked="" type="checkbox"/> Yes	
E	15		Oak Pit Scale:	<input checked="" type="checkbox"/> No <input type="checkbox"/> Yes	
SE			Mainstem dieback:	<input checked="" type="checkbox"/> No <input type="checkbox"/> Yes	
S	20		Exposed Roots:	<input checked="" type="checkbox"/> No <input type="checkbox"/> Yes	
SW			Epicormic growth:	<input type="checkbox"/> No <input checked="" type="checkbox"/> Yes	
W	22		Shading Out:	<input type="checkbox"/> No <input checked="" type="checkbox"/> Yes	
NW			Cavities: <input type="checkbox"/> None	<input checked="" type="checkbox"/> Trunk <input type="checkbox"/> Branch	
CANOPY SPREAD (FEET):			Exfoliating Bark:	<input checked="" type="checkbox"/> No <input type="checkbox"/> Yes	
PROPOSED ACTIONS			Water Pocket(s):	<input checked="" type="checkbox"/> No <input type="checkbox"/> Yes	
Monitor for Progress: <input checked="" type="checkbox"/> Yes <input type="checkbox"/> No			Mechanical Damage:	<input checked="" type="checkbox"/> Trunk <input checked="" type="checkbox"/> Branch	<input type="checkbox"/> None
Treat Infestations: <input type="checkbox"/> Yes <input type="checkbox"/> No			Canker/Galls:	<input type="checkbox"/> No <input checked="" type="checkbox"/> Yes	
Remove Deadwood: <input type="checkbox"/> Yes <input type="checkbox"/> No			Fungus:	<input type="checkbox"/> No <input checked="" type="checkbox"/> Yes	
Support Structure: <input type="checkbox"/> Yes <input type="checkbox"/> No			Vigor:	<input type="checkbox"/> Excellent <input checked="" type="checkbox"/> Average	<input type="checkbox"/> Fair <input type="checkbox"/> Poor
IMPACTS & MITIGATIONS			Twig/ Branch Dieback:	<input type="checkbox"/> None <input type="checkbox"/> Minor	<input checked="" type="checkbox"/> Moderate <input type="checkbox"/> Extensive
In Impacted Area: <input type="checkbox"/> Yes <input type="checkbox"/> No n/a			Leaf Size:	<input checked="" type="checkbox"/> Normal <input type="checkbox"/> Small	
Proposed Land Use: n/a			Heart Rot:	<input type="checkbox"/> No <input checked="" type="checkbox"/> Yes	
Impacts: n/a			Insects:	<input type="checkbox"/> Minor <input checked="" type="checkbox"/> Moderate	<input type="checkbox"/> Extensive <input type="checkbox"/> None
Mitigations: n/a			Exudations:	<input checked="" type="checkbox"/> No <input type="checkbox"/> Yes	

Comments & Notes: Pruned and damaged by equipment of some sort

⁵⁸⁰ Health: A =Outstanding; B = Above Average; C = Average; D = Below Average; F = Dead

⁵⁸¹ Decurrent = Lacking Strong Central Leader. Excurrent = Strong Central Leader.

⁵⁸² Aesthetic (compared to standard tree of same species) : A = nearly symmetrical, healthy tree – F = Dead

Trunk dbh must be 4" to be included – cumulative diameters. *Juglans nigra*; *Platanus racemosa*; *Umbellularia californica*; native *Quercus sp.* Except scrub oaks not protected.

Survey Date: 4/5/11

Tree Number: 194

GENERAL CHARACTERISTICS				
Species: <input type="checkbox"/> <i>Q. agrifolia</i> <input type="checkbox"/> <i>Q. lobata</i>			Health Rating ⁵⁸³ : <input type="checkbox"/> A <input type="checkbox"/> B <input checked="" type="checkbox"/> C <input type="checkbox"/> D <input type="checkbox"/> F	
<input type="checkbox"/> <i>Ca. Sycamore</i> <input type="checkbox"/> <i>Ca. Bay</i> <input checked="" type="checkbox"/> <i>Ca. Black Walnut</i>			Form: <input type="checkbox"/> symmetric <input checked="" type="checkbox"/> minor asymmetry	
Trunk Count: 1 Height (ft.): 25			<input checked="" type="checkbox"/> major asymmetry <input type="checkbox"/> stump sprout	
Trunk DBH (in.): 6			<input type="checkbox"/> stag-head	
Percent Canopy Cover: 75%			Crown Class ⁵⁸⁴ : <input checked="" type="checkbox"/> Decurrent <input type="checkbox"/> Excurrent	
Existing Terrain: <input checked="" type="checkbox"/> Flat <input type="checkbox"/> Slope			Age Class: <input type="checkbox"/> immature <input checked="" type="checkbox"/> semi-mature	
Aesthetic Rating ⁵⁸⁵ : <input type="checkbox"/> A <input type="checkbox"/> B <input checked="" type="checkbox"/> C <input type="checkbox"/> D <input type="checkbox"/> F			<input type="checkbox"/> mature <input type="checkbox"/> over-mature/senescent	
Overall Grade: <input type="checkbox"/> A <input type="checkbox"/> B <input checked="" type="checkbox"/> C <input type="checkbox"/> D <input type="checkbox"/> F			Heritage Tree: <input checked="" type="checkbox"/> No <input type="checkbox"/> Yes	
CANOPY CHARACTERISTICS			TREE HEALTH	
	Dripline Radius (Feet)	Canopy to Grade (Feet)	Wound Wood Development:	Excellent <input type="checkbox"/> Average <input checked="" type="checkbox"/> Poor <input type="checkbox"/> None <input type="checkbox"/>
N	11		Foliage Density:	<input checked="" type="checkbox"/> Normal <input type="checkbox"/> Sparse
NE			Weak crotches:	<input checked="" type="checkbox"/> No <input type="checkbox"/> Yes
E	12		Oak Pit Scale:	<input checked="" type="checkbox"/> No <input type="checkbox"/> Yes
SE			Mainstem dieback:	<input checked="" type="checkbox"/> No <input type="checkbox"/> Yes
S	13		Exposed Roots:	<input checked="" type="checkbox"/> No <input type="checkbox"/> Yes
SW			Epicormic growth:	<input checked="" type="checkbox"/> No <input type="checkbox"/> Yes
W	11		Shading Out:	<input type="checkbox"/> No <input checked="" type="checkbox"/> Yes
NW			Cavities: <input checked="" type="checkbox"/> None	<input type="checkbox"/> Trunk <input type="checkbox"/> Branch
CANOPY SPREAD (FEET):			Exfoliating Bark:	<input checked="" type="checkbox"/> No <input type="checkbox"/> Yes
PROPOSED ACTIONS			Water Pocket(s):	<input checked="" type="checkbox"/> No <input type="checkbox"/> Yes
Monitor for Progress:			Mechanical Damage:	<input type="checkbox"/> Trunk <input checked="" type="checkbox"/> Branch <input type="checkbox"/> None
Treat Infestations:			Canker/Galls:	<input type="checkbox"/> No <input checked="" type="checkbox"/> Yes
Remove Deadwood:			Fungus:	<input type="checkbox"/> No <input checked="" type="checkbox"/> Yes
Support Structure:			Vigor:	<input type="checkbox"/> Excellent <input type="checkbox"/> Average <input checked="" type="checkbox"/> Fair <input type="checkbox"/> Poor
IMPACTS & MITIGATIONS			Twig/ Branch Dieback:	<input type="checkbox"/> None <input type="checkbox"/> Minor <input checked="" type="checkbox"/> Moderate <input type="checkbox"/> Extensive
In Impacted Area: <input type="checkbox"/> Yes <input type="checkbox"/> No n/a			Leaf Size:	<input checked="" type="checkbox"/> Normal <input type="checkbox"/> Small
Proposed Land Use: n/a			Heart Rot:	<input checked="" type="checkbox"/> No <input type="checkbox"/> Yes
Impacts: n/a			Insects:	<input type="checkbox"/> Minor <input checked="" type="checkbox"/> Moderate <input type="checkbox"/> Extensive <input type="checkbox"/> None
Mitigations: n/a			Exudations:	<input checked="" type="checkbox"/> No <input type="checkbox"/> Yes

Comments & Notes:

⁵⁸³ Health: A = Outstanding; B = Above Average; C = Average; D = Below Average; F = Dead

⁵⁸⁴ Decurrent = Lacking Strong Central Leader. Excurrent = Strong Central Leader.

⁵⁸⁵ Aesthetic (compared to standard tree of same species) : A = nearly symmetrical, healthy tree – F = Dead

Trunk dbh must be 4" to be included – cumulative diameters. *Juglans nigra*; *Platanus racemosa*; *Umbellularia californica*; native *Quercus sp.* Except scrub oaks not protected.

TREE FIELD DATA WORKSHEET (City of L.A.)

LDC Project No. 10003-001

Survey Date: 4/5/11

Tree Number: 195

GENERAL CHARACTERISTICS				
Species: <input type="checkbox"/> <i>Q. agrifolia</i> <input type="checkbox"/> <i>Q. lobata</i>			Health Rating ⁵⁸⁶ : <input type="checkbox"/> A <input type="checkbox"/> B <input type="checkbox"/> C <input checked="" type="checkbox"/> D <input type="checkbox"/> F	
<input type="checkbox"/> <i>Ca. Sycamore</i> <input type="checkbox"/> <i>Ca. Bay</i> <input checked="" type="checkbox"/> <i>Ca. Black Walnut</i>			Form: <input type="checkbox"/> symmetric <input type="checkbox"/> minor asymmetry	
Trunk Count: 2 Height (ft.): 18			<input checked="" type="checkbox"/> major asymmetry <input type="checkbox"/> stump sprout	
Trunk DBH (in.): 3, 4.5			<input type="checkbox"/> stag-head	
Percent Canopy Cover: 60%			Crown Class ⁵⁸⁷ : <input checked="" type="checkbox"/> Decurrent <input type="checkbox"/> Excurrent	
Existing Terrain: <input checked="" type="checkbox"/> Flat <input type="checkbox"/> Slope			Age Class: <input type="checkbox"/> immature <input checked="" type="checkbox"/> semi-mature	
Aesthetic Rating ⁵⁸⁸ : <input type="checkbox"/> A <input type="checkbox"/> B <input type="checkbox"/> C <input checked="" type="checkbox"/> D <input type="checkbox"/> F			<input type="checkbox"/> mature <input type="checkbox"/> over-mature/senescent	
Overall Grade: <input type="checkbox"/> A <input type="checkbox"/> B <input type="checkbox"/> C <input checked="" type="checkbox"/> D <input type="checkbox"/> F			Heritage Tree: <input checked="" type="checkbox"/> No <input type="checkbox"/> Yes	
CANOPY CHARACTERISTICS			TREE HEALTH	
	Dripline Radius (Feet)	Canopy to Grade (Feet)	Wound Wood Development:	Excellent <input type="checkbox"/> Average <input checked="" type="checkbox"/> Poor <input type="checkbox"/> None <input type="checkbox"/>
N	10		Foliage Density:	<input type="checkbox"/> Normal <input checked="" type="checkbox"/> Sparse
NE			Weak crotches:	<input type="checkbox"/> No <input checked="" type="checkbox"/> Yes
E	8		Oak Pit Scale:	<input checked="" type="checkbox"/> No <input type="checkbox"/> Yes
SE			Mainstem dieback:	<input type="checkbox"/> No <input checked="" type="checkbox"/> Yes
S	15		Exposed Roots:	<input checked="" type="checkbox"/> No <input type="checkbox"/> Yes
SW			Epicormic growth:	<input type="checkbox"/> No <input checked="" type="checkbox"/> Yes
W	6		Shading Out:	<input type="checkbox"/> No <input checked="" type="checkbox"/> Yes
NW			Cavities: <input checked="" type="checkbox"/> None	<input type="checkbox"/> Trunk <input type="checkbox"/> Branch
CANOPY SPREAD (FEET):			Exfoliating Bark:	<input type="checkbox"/> No <input checked="" type="checkbox"/> Yes
PROPOSED ACTIONS			Water Pocket(s):	<input checked="" type="checkbox"/> No <input type="checkbox"/> Yes
Monitor for Progress: <input checked="" type="checkbox"/> Yes <input type="checkbox"/> No			Mechanical Damage:	<input type="checkbox"/> Trunk <input type="checkbox"/> Branch <input checked="" type="checkbox"/> None
Treat Infestations: <input type="checkbox"/> Yes <input type="checkbox"/> No			Canker/Galls:	<input type="checkbox"/> No <input checked="" type="checkbox"/> Yes
Remove Deadwood: <input type="checkbox"/> Yes <input type="checkbox"/> No			Fungus:	<input type="checkbox"/> No <input checked="" type="checkbox"/> Yes
Support Structure: <input type="checkbox"/> Yes <input type="checkbox"/> No			Vigor:	<input type="checkbox"/> Excellent <input type="checkbox"/> Average <input checked="" type="checkbox"/> Fair <input type="checkbox"/> Poor
IMPACTS & MITIGATIONS			Twig/ Branch Dieback:	<input type="checkbox"/> None <input type="checkbox"/> Minor <input type="checkbox"/> Moderate <input checked="" type="checkbox"/> Extensive
In Impacted Area: <input type="checkbox"/> Yes <input type="checkbox"/> No n/a			Leaf Size:	<input type="checkbox"/> Normal <input checked="" type="checkbox"/> Small
Proposed Land Use: n/a			Heart Rot:	<input type="checkbox"/> No <input checked="" type="checkbox"/> Yes
Impacts: n/a			Insects:	<input type="checkbox"/> Minor <input checked="" type="checkbox"/> Moderate <input type="checkbox"/> Extensive <input type="checkbox"/> None
Mitigations: n/a			Exudations:	<input checked="" type="checkbox"/> No <input type="checkbox"/> Yes

Comments & Notes: 1 trunk fallen to south, black spots

⁵⁸⁶ Health: A = Outstanding; B = Above Average; C = Average; D = Below Average; F = Dead

⁵⁸⁷ Decurrent = Lacking Strong Central Leader. Excurrent = Strong Central Leader.

⁵⁸⁸ Aesthetic (compared to standard tree of same species) : A = nearly symmetrical, healthy tree – F = Dead

Trunk dbh must be 4" to be included – cumulative diameters. *Juglans nigra*; *Platanus racemosa*; *Umbellularia californica*; native *Quercus sp.* Except scrub oaks not protected.

Survey Date: 4/5/11

Tree Number: 196

GENERAL CHARACTERISTICS				
Species: <input type="checkbox"/> <i>Q. agrifolia</i> <input type="checkbox"/> <i>Q. lobata</i>			Health Rating ⁵⁸⁹ : <input type="checkbox"/> A <input type="checkbox"/> B <input type="checkbox"/> C <input checked="" type="checkbox"/> D <input type="checkbox"/> F	
<input type="checkbox"/> <i>Ca. Sycamore</i> <input type="checkbox"/> <i>Ca. Bay</i> <input checked="" type="checkbox"/> <i>Ca. Black Walnut</i>			Form: <input type="checkbox"/> symmetric <input type="checkbox"/> minor asymmetry	
Trunk Count: 4 Height (ft.): 22			<input checked="" type="checkbox"/> major asymmetry <input type="checkbox"/> stump sprout	
Trunk DBH (in.): 7.5, 8, 7.5, 4.5			<input type="checkbox"/> stag-head	
Percent Canopy Cover: 40%			Crown Class ⁵⁹⁰ : <input checked="" type="checkbox"/> Decurrent <input type="checkbox"/> Excurrent	
Existing Terrain: <input checked="" type="checkbox"/> Flat <input type="checkbox"/> Slope			Age Class: <input type="checkbox"/> immature <input type="checkbox"/> semi-mature	
Aesthetic Rating ⁵⁹¹ : <input type="checkbox"/> A <input type="checkbox"/> B <input type="checkbox"/> C <input checked="" type="checkbox"/> D <input type="checkbox"/> F			<input type="checkbox"/> mature <input checked="" type="checkbox"/> over-mature/senescent	
Overall Grade: <input type="checkbox"/> A <input type="checkbox"/> B <input type="checkbox"/> C <input checked="" type="checkbox"/> D <input type="checkbox"/> F			Heritage Tree: <input checked="" type="checkbox"/> No <input type="checkbox"/> Yes	
CANOPY CHARACTERISTICS			TREE HEALTH	
	Dripline Radius (Feet)	Canopy to Grade (Feet)	Wound Wood Development:	Excellent <input type="checkbox"/> Average <input type="checkbox"/> Poor <input checked="" type="checkbox"/> None <input type="checkbox"/>
N	0		Foliage Density:	<input type="checkbox"/> Normal <input checked="" type="checkbox"/> Sparse
NE			Weak crotches:	<input type="checkbox"/> No <input checked="" type="checkbox"/> Yes
E	18		Oak Pit Scale:	<input checked="" type="checkbox"/> No <input type="checkbox"/> Yes
SE			Mainstem dieback:	<input type="checkbox"/> No <input checked="" type="checkbox"/> Yes
S	24		Exposed Roots:	<input checked="" type="checkbox"/> No <input type="checkbox"/> Yes
SW			Epicormic growth:	<input type="checkbox"/> No <input checked="" type="checkbox"/> Yes
W	14		Shading Out:	<input type="checkbox"/> No <input checked="" type="checkbox"/> Yes
NW			Cavities: <input type="checkbox"/> None <input checked="" type="checkbox"/> Trunk <input checked="" type="checkbox"/> Branch	
CANOPY SPREAD (FEET):			Exfoliating Bark:	<input type="checkbox"/> No <input checked="" type="checkbox"/> Yes
PROPOSED ACTIONS			Water Pocket(s):	<input checked="" type="checkbox"/> No <input type="checkbox"/> Yes
Monitor for Progress: <input checked="" type="checkbox"/> Yes <input type="checkbox"/> No			Mechanical Damage:	<input type="checkbox"/> Trunk <input type="checkbox"/> Branch <input checked="" type="checkbox"/> None
Treat Infestations: <input type="checkbox"/> Yes <input type="checkbox"/> No			Canker/Galls:	<input type="checkbox"/> No <input checked="" type="checkbox"/> Yes
Remove Deadwood: <input type="checkbox"/> Yes <input type="checkbox"/> No			Fungus:	<input type="checkbox"/> No <input checked="" type="checkbox"/> Yes
Support Structure: <input type="checkbox"/> Yes <input type="checkbox"/> No			Vigor:	<input type="checkbox"/> Excellent <input type="checkbox"/> Average <input type="checkbox"/> Fair <input checked="" type="checkbox"/> Poor
IMPACTS & MITIGATIONS			Twig/ Branch Dieback:	<input type="checkbox"/> None <input type="checkbox"/> Minor <input type="checkbox"/> Moderate <input checked="" type="checkbox"/> Extensive
In Impacted Area: <input type="checkbox"/> Yes <input type="checkbox"/> No n/a			Leaf Size:	<input checked="" type="checkbox"/> Normal <input type="checkbox"/> Small
Proposed Land Use: n/a			Heart Rot:	<input type="checkbox"/> No <input checked="" type="checkbox"/> Yes
Impacts: n/a			Insects:	<input type="checkbox"/> Minor <input type="checkbox"/> Moderate <input checked="" type="checkbox"/> Extensive <input type="checkbox"/> None
Mitigations: n/a			Exudations:	<input checked="" type="checkbox"/> No <input type="checkbox"/> Yes

Comments & Notes:

⁵⁸⁹ Health: A = Outstanding; B = Above Average; C = Average; D = Below Average; F = Dead

⁵⁹⁰ Decurrent = Lacking Strong Central Leader. Excurrent = Strong Central Leader.

⁵⁹¹ Aesthetic (compared to standard tree of same species) : A = nearly symmetrical, healthy tree – F = Dead

Trunk dbh must be 4" to be included – cumulative diameters. *Juglans nigra*; *Platanus racemosa*; *Umbellularia californica*; native *Quercus sp.* Except scrub oaks not protected.

TREE FIELD DATA WORKSHEET (City of L.A.)

LDC Project No. 10003-001

Survey Date: 4/5/11

Tree Number: 197

GENERAL CHARACTERISTICS				
Species: <input type="checkbox"/> <i>Q. agrifolia</i> <input type="checkbox"/> <i>Q. lobata</i>			Health Rating ⁵⁹² : <input type="checkbox"/> A <input type="checkbox"/> B <input type="checkbox"/> C <input checked="" type="checkbox"/> D <input type="checkbox"/> F	
<input type="checkbox"/> <i>Ca. Sycamore</i> <input type="checkbox"/> <i>Ca. Bay</i> <input checked="" type="checkbox"/> <i>Ca. Black Walnut</i>			Form: <input type="checkbox"/> symmetric <input checked="" type="checkbox"/> minor asymmetry	
Trunk Count: 5 Height (ft.): 22			<input type="checkbox"/> major asymmetry <input type="checkbox"/> stump sprout	
Trunk DBH (in.): 7.5, 7.5, 8, 4, 4.5			<input type="checkbox"/> stag-head	
Percent Canopy Cover: 75%			Crown Class ⁵⁹³ : <input checked="" type="checkbox"/> Decurrent <input type="checkbox"/> Excurrent	
Existing Terrain: <input type="checkbox"/> Flat <input checked="" type="checkbox"/> Slope			Age Class: <input type="checkbox"/> immature <input type="checkbox"/> semi-mature	
Aesthetic Rating ⁵⁹⁴ : <input type="checkbox"/> A <input type="checkbox"/> B <input checked="" type="checkbox"/> C <input type="checkbox"/> D <input type="checkbox"/> F			<input checked="" type="checkbox"/> mature <input type="checkbox"/> over-mature/senescent	
Overall Grade: <input type="checkbox"/> A <input type="checkbox"/> B <input checked="" type="checkbox"/> C- <input type="checkbox"/> D <input type="checkbox"/> F			Heritage Tree: <input checked="" type="checkbox"/> No <input type="checkbox"/> Yes	
CANOPY CHARACTERISTICS			TREE HEALTH	
	Dripline Radius (Feet)	Canopy to Grade (Feet)	Wound Wood Development:	Excellent <input type="checkbox"/> Average <input checked="" type="checkbox"/> Poor <input type="checkbox"/> None <input type="checkbox"/>
N	22		Foliage Density:	<input checked="" type="checkbox"/> Normal <input checked="" type="checkbox"/> Sparse
NE			Weak crotches:	<input type="checkbox"/> No <input checked="" type="checkbox"/> Yes
E	16		Oak Pit Scale:	<input checked="" type="checkbox"/> No <input type="checkbox"/> Yes
SE			Mainstem dieback:	<input type="checkbox"/> No <input checked="" type="checkbox"/> Yes
S	16		Exposed Roots:	<input checked="" type="checkbox"/> No <input type="checkbox"/> Yes
SW			Epicormic growth:	<input type="checkbox"/> No <input checked="" type="checkbox"/> Yes
W	18		Shading Out:	<input type="checkbox"/> No <input checked="" type="checkbox"/> Yes
NW			Cavities: <input type="checkbox"/> None <input type="checkbox"/> Trunk <input checked="" type="checkbox"/> Branch	
CANOPY SPREAD (FEET):			Exfoliating Bark:	<input type="checkbox"/> No <input checked="" type="checkbox"/> Yes
PROPOSED ACTIONS			Water Pocket(s):	<input checked="" type="checkbox"/> No <input type="checkbox"/> Yes
Monitor for Progress: <input checked="" type="checkbox"/> Yes <input type="checkbox"/> No			Mechanical Damage:	<input type="checkbox"/> Trunk <input type="checkbox"/> Branch <input checked="" type="checkbox"/> None
Treat Infestations: <input type="checkbox"/> Yes <input type="checkbox"/> No			Canker/Galls:	<input type="checkbox"/> No <input checked="" type="checkbox"/> Yes
Remove Deadwood: <input type="checkbox"/> Yes <input type="checkbox"/> No			Fungus:	<input type="checkbox"/> No <input checked="" type="checkbox"/> Yes
Support Structure: <input type="checkbox"/> Yes <input type="checkbox"/> No			Vigor:	<input type="checkbox"/> Excellent <input checked="" type="checkbox"/> Average <input type="checkbox"/> Fair <input type="checkbox"/> Poor
IMPACTS & MITIGATIONS			Twig/ Branch Dieback:	<input type="checkbox"/> None <input type="checkbox"/> Minor <input type="checkbox"/> Moderate <input checked="" type="checkbox"/> Extensive
In Impacted Area: <input type="checkbox"/> Yes <input type="checkbox"/> No n/a			Leaf Size:	<input checked="" type="checkbox"/> Normal <input type="checkbox"/> Small
Proposed Land Use: n/a			Heart Rot:	<input type="checkbox"/> No <input checked="" type="checkbox"/> Yes
Impacts: n/a			Insects:	<input type="checkbox"/> Minor <input type="checkbox"/> Moderate <input checked="" type="checkbox"/> Extensive <input type="checkbox"/> None
Mitigations: n/a			Exudations:	<input checked="" type="checkbox"/> No <input type="checkbox"/> Yes

Comments & Notes:

⁵⁹² Health: A =Outstanding; B = Above Average; C = Average; D = Below Average; F = Dead

⁵⁹³ Decurrent = Lacking Strong Central Leader. Excurrent = Strong Central Leader.

⁵⁹⁴ Aesthetic (compared to standard tree of same species) : A = nearly symmetrical, healthy tree – F = Dead

Trunk dbh must be 4" to be included – cumulative diameters. *Juglans nigra*; *Platanus racemosa*; *Umbellularia californica*; native *Quercus sp.* Except scrub oaks not protected.

TREE FIELD DATA WORKSHEET (City of L.A.)

LDC Project No. 10003-001

Survey Date: 4/5/11

Tree Number: 198

GENERAL CHARACTERISTICS				
Species: <input type="checkbox"/> <i>Q. agrifolia</i> <input type="checkbox"/> <i>Q. lobata</i>			Health Rating ⁵⁹⁵ : <input type="checkbox"/> A <input type="checkbox"/> B <input type="checkbox"/> C <input checked="" type="checkbox"/> D <input type="checkbox"/> F	
<input type="checkbox"/> <i>Ca. Sycamore</i> <input type="checkbox"/> <i>Ca. Bay</i> <input checked="" type="checkbox"/> <i>Ca. Black Walnut</i>			Form: <input type="checkbox"/> symmetric <input type="checkbox"/> minor asymmetry	
Trunk Count: 3 Height (ft.): 18			<input checked="" type="checkbox"/> major asymmetry <input type="checkbox"/> stump sprout	
Trunk DBH (in.): 3, 2, 2			<input type="checkbox"/> stag-head	
Percent Canopy Cover: 40%			Crown Class ⁵⁹⁶ : <input checked="" type="checkbox"/> Decurrent <input type="checkbox"/> Excurrent	
Existing Terrain: <input type="checkbox"/> Flat <input checked="" type="checkbox"/> Slope			Age Class: <input type="checkbox"/> immature <input checked="" type="checkbox"/> semi-mature	
Aesthetic Rating ⁵⁹⁷ : <input type="checkbox"/> A <input type="checkbox"/> B <input type="checkbox"/> C <input checked="" type="checkbox"/> D <input type="checkbox"/> F			<input type="checkbox"/> mature <input type="checkbox"/> over-mature/senescent	
Overall Grade: <input type="checkbox"/> A <input type="checkbox"/> B <input type="checkbox"/> C <input checked="" type="checkbox"/> D <input type="checkbox"/> F			Heritage Tree: <input checked="" type="checkbox"/> No <input type="checkbox"/> Yes	
CANOPY CHARACTERISTICS			TREE HEALTH	
	Dripline Radius (Feet)	Canopy to Grade (Feet)	Wound Wood Development:	Excellent <input type="checkbox"/> Average <input type="checkbox"/> Poor <input type="checkbox"/> None <input checked="" type="checkbox"/>
N	3		Foliage Density:	<input type="checkbox"/> Normal <input checked="" type="checkbox"/> Sparse
NE			Weak crotches:	<input type="checkbox"/> No <input checked="" type="checkbox"/> Yes
E	4		Oak Pit Scale:	<input checked="" type="checkbox"/> No <input type="checkbox"/> Yes
SE			Mainstem dieback:	<input type="checkbox"/> No <input checked="" type="checkbox"/> Yes
S	6		Exposed Roots:	<input checked="" type="checkbox"/> No <input type="checkbox"/> Yes
SW			Epicormic growth:	<input type="checkbox"/> No <input checked="" type="checkbox"/> Yes
W	10		Shading Out:	<input type="checkbox"/> No <input checked="" type="checkbox"/> Yes
NW			Cavities: <input checked="" type="checkbox"/> None	<input type="checkbox"/> Trunk <input type="checkbox"/> Branch
CANOPY SPREAD (FEET):			Exfoliating Bark:	<input checked="" type="checkbox"/> No <input type="checkbox"/> Yes
PROPOSED ACTIONS			Water Pocket(s):	<input checked="" type="checkbox"/> No <input type="checkbox"/> Yes
Monitor for Progress: <input checked="" type="checkbox"/> Yes <input type="checkbox"/> No			Mechanical Damage:	<input type="checkbox"/> Trunk <input type="checkbox"/> Branch <input checked="" type="checkbox"/> None
Treat Infestations: <input type="checkbox"/> Yes <input type="checkbox"/> No			Canker/Galls:	<input type="checkbox"/> No <input checked="" type="checkbox"/> Yes
Remove Deadwood: <input type="checkbox"/> Yes <input type="checkbox"/> No			Fungus:	<input type="checkbox"/> No <input checked="" type="checkbox"/> Yes
Support Structure: <input type="checkbox"/> Yes <input type="checkbox"/> No			Vigor:	<input type="checkbox"/> Excellent <input type="checkbox"/> Average <input type="checkbox"/> Fair <input checked="" type="checkbox"/> Poor
IMPACTS & MITIGATIONS			Twig/ Branch Dieback:	<input type="checkbox"/> None <input type="checkbox"/> Minor <input type="checkbox"/> Moderate <input checked="" type="checkbox"/> Extensive
In Impacted Area: <input type="checkbox"/> Yes <input type="checkbox"/> No n/a			Leaf Size:	<input type="checkbox"/> Normal <input checked="" type="checkbox"/> Small
Proposed Land Use: n/a			Heart Rot:	<input type="checkbox"/> No <input checked="" type="checkbox"/> Yes
Impacts: n/a			Insects:	<input type="checkbox"/> Minor <input type="checkbox"/> Moderate <input checked="" type="checkbox"/> Extensive <input type="checkbox"/> None
Mitigations: n/a			Exudations:	<input checked="" type="checkbox"/> No <input type="checkbox"/> Yes

Comments & Notes: heavy brush around the tree, baster bean all around the tree

⁵⁹⁵ Health: A = Outstanding; B = Above Average; C = Average; D = Below Average; F = Dead

⁵⁹⁶ Decurrent = Lacking Strong Central Leader. Excurrent = Strong Central Leader.

⁵⁹⁷ Aesthetic (compared to standard tree of same species) : A = nearly symmetrical, healthy tree – F = Dead

Trunk dbh must be 4" to be included – cumulative diameters. *Juglans nigra*; *Platanus racemosa*; *Umbellularia californica*; native *Quercus sp.* Except scrub oaks not protected.

TREE FIELD DATA WORKSHEET (City of L.A.)

LDC Project No. 10003-001

Survey Date: 4/5/11

Tree Number: 199

GENERAL CHARACTERISTICS				
Species: <input type="checkbox"/> <i>Q. agrifolia</i> <input type="checkbox"/> <i>Q. lobata</i>			Health Rating ⁵⁹⁸ : <input type="checkbox"/> A <input type="checkbox"/> B <input type="checkbox"/> C <input checked="" type="checkbox"/> D <input type="checkbox"/> F	
<input type="checkbox"/> <i>Ca. Sycamore</i> <input type="checkbox"/> <i>Ca. Bay</i> <input checked="" type="checkbox"/> <i>Ca. Black Walnut</i>			Form: <input type="checkbox"/> symmetric <input type="checkbox"/> minor asymmetry	
Trunk Count: 1 Height (ft.): 20			<input checked="" type="checkbox"/> major asymmetry <input type="checkbox"/> stump sprout	
Trunk DBH (in.): 8.5			<input type="checkbox"/> stag-head	
Percent Canopy Cover: 50%			Crown Class ⁵⁹⁹ : <input checked="" type="checkbox"/> Decurrent <input type="checkbox"/> Excurrent	
Existing Terrain: <input type="checkbox"/> Flat <input checked="" type="checkbox"/> Slope			Age Class: <input type="checkbox"/> immature <input type="checkbox"/> semi-mature	
Aesthetic Rating ⁶⁰⁰ : <input type="checkbox"/> A <input type="checkbox"/> B <input type="checkbox"/> C <input checked="" type="checkbox"/> D <input type="checkbox"/> F			<input checked="" type="checkbox"/> mature <input type="checkbox"/> over-mature/senescent	
Overall Grade: <input type="checkbox"/> A <input type="checkbox"/> B <input type="checkbox"/> C <input checked="" type="checkbox"/> D <input type="checkbox"/> F			Heritage Tree: <input checked="" type="checkbox"/> No <input type="checkbox"/> Yes	
CANOPY CHARACTERISTICS			TREE HEALTH	
	Dripline Radius (Feet)	Canopy to Grade (Feet)	Wound Wood Development:	Excellent <input type="checkbox"/> Average <input type="checkbox"/> Poor <input checked="" type="checkbox"/> None <input type="checkbox"/>
N	20		Foliage Density:	<input type="checkbox"/> Normal <input checked="" type="checkbox"/> Sparse
NE			Weak crotches:	<input type="checkbox"/> No <input checked="" type="checkbox"/> Yes
E	12		Oak Pit Scale:	<input checked="" type="checkbox"/> No <input type="checkbox"/> Yes
SE			Mainstem dieback:	<input type="checkbox"/> No <input checked="" type="checkbox"/> Yes
S	8		Exposed Roots:	<input checked="" type="checkbox"/> No <input type="checkbox"/> Yes
SW			Epicormic growth:	<input type="checkbox"/> No <input checked="" type="checkbox"/> Yes
W	0		Shading Out:	<input type="checkbox"/> No <input checked="" type="checkbox"/> Yes
NW			Cavities: <input type="checkbox"/> None	<input checked="" type="checkbox"/> Trunk <input checked="" type="checkbox"/> Branch
CANOPY SPREAD (FEET):			Exfoliating Bark:	<input type="checkbox"/> No <input checked="" type="checkbox"/> Yes
PROPOSED ACTIONS			Water Pocket(s):	<input checked="" type="checkbox"/> No <input type="checkbox"/> Yes
Monitor for Progress:			Mechanical Damage:	<input type="checkbox"/> Trunk <input type="checkbox"/> Branch <input checked="" type="checkbox"/> None
Treat Infestations:			Canker/Galls:	<input type="checkbox"/> No <input checked="" type="checkbox"/> Yes
Remove Deadwood:			Fungus:	<input type="checkbox"/> No <input checked="" type="checkbox"/> Yes
Support Structure:			Vigor:	<input type="checkbox"/> Excellent <input type="checkbox"/> Average <input type="checkbox"/> Fair <input checked="" type="checkbox"/> Poor
IMPACTS & MITIGATIONS			Twig/ Branch Dieback:	<input type="checkbox"/> None <input type="checkbox"/> Minor <input type="checkbox"/> Moderate <input checked="" type="checkbox"/> Extensive
In Impacted Area: <input type="checkbox"/> Yes <input type="checkbox"/> No n/a			Leaf Size:	<input type="checkbox"/> Normal <input checked="" type="checkbox"/> Small
Proposed Land Use: n/a			Heart Rot:	<input type="checkbox"/> No <input checked="" type="checkbox"/> Yes
Impacts: n/a			Insects:	<input type="checkbox"/> Minor <input type="checkbox"/> Moderate <input checked="" type="checkbox"/> Extensive <input type="checkbox"/> None
Mitigations: n/a			Exudations:	<input checked="" type="checkbox"/> No <input type="checkbox"/> Yes

Comments & Notes: Leans north, poison oak, thistle, 6" dead trunk

⁵⁹⁸ Health: A =Outstanding; B = Above Average; C = Average; D = Below Average; F = Dead

⁵⁹⁹ Decurrent = Lacking Strong Central Leader. Excurrent = Strong Central Leader.

⁶⁰⁰ Aesthetic (compared to standard tree of same species) : A = nearly symmetrical, healthy tree – F = Dead

Trunk dbh must be 4" to be included – cumulative diameters. *Juglans nigra*; *Platanus racemosa*; *Umbellularia californica*; native *Quercus sp.* Except scrub oaks not protected.

Survey Date: 4/5/11

Tree Number: 200

GENERAL CHARACTERISTICS				
Species: <input type="checkbox"/> <i>Q. agrifolia</i> <input type="checkbox"/> <i>Q. lobata</i>			Health Rating ⁶⁰¹ : <input type="checkbox"/> A <input type="checkbox"/> B <input type="checkbox"/> C <input checked="" type="checkbox"/> D <input type="checkbox"/> F	
<input type="checkbox"/> <i>Ca. Sycamore</i> <input type="checkbox"/> <i>Ca. Bay</i> <input checked="" type="checkbox"/> <i>Ca. Black Walnut</i>			Form: <input type="checkbox"/> symmetric <input type="checkbox"/> minor asymmetry	
Trunk Count: 2 Height (ft.): 18			<input checked="" type="checkbox"/> major asymmetry <input type="checkbox"/> stump sprout	
Trunk DBH (in.): 9.5, 3.5			<input type="checkbox"/> stag-head	
Percent Canopy Cover: 40%			Crown Class ⁶⁰² : <input checked="" type="checkbox"/> Decurrent <input type="checkbox"/> Excurrent	
Existing Terrain: <input type="checkbox"/> Flat <input checked="" type="checkbox"/> Slope			Age Class: <input type="checkbox"/> immature <input type="checkbox"/> semi-mature	
Aesthetic Rating ⁶⁰³ : <input type="checkbox"/> A <input type="checkbox"/> B <input type="checkbox"/> C <input checked="" type="checkbox"/> D <input type="checkbox"/> F			<input checked="" type="checkbox"/> mature <input type="checkbox"/> over-mature/senescent	
Overall Grade: <input type="checkbox"/> A <input type="checkbox"/> B <input type="checkbox"/> C <input checked="" type="checkbox"/> D <input type="checkbox"/> F			Heritage Tree: <input checked="" type="checkbox"/> No <input type="checkbox"/> Yes	
CANOPY CHARACTERISTICS			TREE HEALTH	
	Dripline Radius (Feet)	Canopy to Grade (Feet)	Wound Wood Development:	Excellent <input type="checkbox"/> Average <input type="checkbox"/> Poor <input checked="" type="checkbox"/> None <input type="checkbox"/>
N	18		Foliage Density:	<input type="checkbox"/> Normal <input checked="" type="checkbox"/> Sparse
NE			Weak crotches:	<input type="checkbox"/> No <input checked="" type="checkbox"/> Yes
E	21		Oak Pit Scale:	<input checked="" type="checkbox"/> No <input type="checkbox"/> Yes
SE			Mainstem dieback:	<input type="checkbox"/> No <input checked="" type="checkbox"/> Yes
S	12		Exposed Roots:	<input checked="" type="checkbox"/> No <input type="checkbox"/> Yes
SW			Epicormic growth:	<input type="checkbox"/> No <input checked="" type="checkbox"/> Yes
W	3		Shading Out:	<input type="checkbox"/> No <input checked="" type="checkbox"/> Yes
NW			Cavities: <input type="checkbox"/> None <input checked="" type="checkbox"/> Trunk <input checked="" type="checkbox"/> Branch	
CANOPY SPREAD (FEET):			Exfoliating Bark:	<input type="checkbox"/> No <input checked="" type="checkbox"/> Yes
PROPOSED ACTIONS			Water Pocket(s):	<input type="checkbox"/> No <input checked="" type="checkbox"/> Yes
Monitor for Progress: <input checked="" type="checkbox"/> Yes <input type="checkbox"/> No			Mechanical Damage:	<input type="checkbox"/> Trunk <input type="checkbox"/> Branch <input checked="" type="checkbox"/> None
Treat Infestations: <input type="checkbox"/> Yes <input type="checkbox"/> No			Canker/Galls:	<input type="checkbox"/> No <input checked="" type="checkbox"/> Yes
Remove Deadwood: <input type="checkbox"/> Yes <input type="checkbox"/> No			Fungus:	<input type="checkbox"/> No <input checked="" type="checkbox"/> Yes
Support Structure: <input type="checkbox"/> Yes <input type="checkbox"/> No			Vigor:	<input type="checkbox"/> Excellent <input type="checkbox"/> Average <input type="checkbox"/> Fair <input checked="" type="checkbox"/> Poor
IMPACTS & MITIGATIONS			Twig/ Branch Dieback:	<input type="checkbox"/> None <input type="checkbox"/> Minor <input type="checkbox"/> Moderate <input checked="" type="checkbox"/> Extensive
In Impacted Area: <input type="checkbox"/> Yes <input type="checkbox"/> No n/a			Leaf Size:	<input checked="" type="checkbox"/> Normal <input type="checkbox"/> Small
Proposed Land Use: n/a			Heart Rot:	<input type="checkbox"/> No <input checked="" type="checkbox"/> Yes
Impacts: n/a			Insects:	<input type="checkbox"/> Minor <input type="checkbox"/> Moderate <input checked="" type="checkbox"/> Extensive <input type="checkbox"/> None
Mitigations: n/a			Exudations:	<input checked="" type="checkbox"/> No <input type="checkbox"/> Yes

Comments & Notes: 1 trunk laying on ground to southeast

⁶⁰¹ Health: A = Outstanding; B = Above Average; C = Average; D = Below Average; F = Dead

⁶⁰² Decurrent = Lacking Strong Central Leader. Excurrent = Strong Central Leader.

⁶⁰³ Aesthetic (compared to standard tree of same species) : A = nearly symmetrical, healthy tree – F = Dead

Trunk dbh must be 4" to be included – cumulative diameters. *Juglans nigra*; *Platanus racemosa*; *Umbellularia californica*; native *Quercus sp.* Except scrub oaks not protected.

TREE FIELD DATA WORKSHEET (City of L.A.)

LDC Project No. 10003-001

Survey Date: 4/5/11

Tree Number: 201

GENERAL CHARACTERISTICS				
Species: <input type="checkbox"/> <i>Q. agrifolia</i> <input type="checkbox"/> <i>Q. lobata</i>			Health Rating ¹ : <input type="checkbox"/> A <input type="checkbox"/> B <input checked="" type="checkbox"/> C <input type="checkbox"/> D <input type="checkbox"/> F	
<input type="checkbox"/> <i>Ca. Sycamore</i> <input type="checkbox"/> <i>Ca. Bay</i> <input checked="" type="checkbox"/> <i>Ca. Black Walnut</i>			Form: <input type="checkbox"/> symmetric <input checked="" type="checkbox"/> minor asymmetry	
Trunk Count: 4 Height (ft.): 28			<input type="checkbox"/> major asymmetry <input type="checkbox"/> stump sprout	
Trunk DBH (in.): 8, 12, 12, 4			<input type="checkbox"/> stag-head	
Percent Canopy Cover: 75%			Crown Class ² : <input checked="" type="checkbox"/> Decurrent <input type="checkbox"/> Excurrent	
Existing Terrain: <input type="checkbox"/> Flat <input checked="" type="checkbox"/> Slope			Age Class: <input type="checkbox"/> immature <input type="checkbox"/> semi-mature	
Aesthetic Rating ³ : <input type="checkbox"/> A <input checked="" type="checkbox"/> B <input type="checkbox"/> C <input type="checkbox"/> D <input type="checkbox"/> F			<input checked="" type="checkbox"/> mature <input type="checkbox"/> over-mature/senescent	
Overall Grade: <input type="checkbox"/> A <input type="checkbox"/> B <input checked="" type="checkbox"/> C <input type="checkbox"/> D <input type="checkbox"/> F			Heritage Tree: <input checked="" type="checkbox"/> No <input type="checkbox"/> Yes	
CANOPY CHARACTERISTICS			TREE HEALTH	
	Dripline Radius (Feet)	Canopy to Grade (Feet)	Wound Wood Development:	Excellent <input type="checkbox"/> Average <input checked="" type="checkbox"/> Poor <input type="checkbox"/> None <input type="checkbox"/>
N	32		Foliage Density:	<input checked="" type="checkbox"/> Normal <input type="checkbox"/> Sparse
NE			Weak crotches:	<input type="checkbox"/> No <input checked="" type="checkbox"/> Yes
E	19		Oak Pit Scale:	<input checked="" type="checkbox"/> No <input type="checkbox"/> Yes
SE			Mainstem dieback:	<input type="checkbox"/> No <input checked="" type="checkbox"/> Yes
S	16		Exposed Roots:	<input checked="" type="checkbox"/> No <input type="checkbox"/> Yes
SW			Epicormic growth:	<input type="checkbox"/> No <input checked="" type="checkbox"/> Yes
W	24		Shading Out:	<input type="checkbox"/> No <input checked="" type="checkbox"/> Yes
NW			Cavities: <input type="checkbox"/> None <input type="checkbox"/> Trunk <input checked="" type="checkbox"/> Branch	
CANOPY SPREAD (FEET): 48			Exfoliating Bark:	<input checked="" type="checkbox"/> No <input type="checkbox"/> Yes
PROPOSED ACTIONS			Water Pocket(s):	<input checked="" type="checkbox"/> No <input type="checkbox"/> Yes
Monitor for Progress:	<input type="checkbox"/> Yes <input type="checkbox"/> No		Mechanical Damage:	<input type="checkbox"/> Trunk <input type="checkbox"/> Branch <input checked="" type="checkbox"/> None
Treat Infestations:	<input type="checkbox"/> Yes <input type="checkbox"/> No		Canker/Galls:	<input type="checkbox"/> No <input checked="" type="checkbox"/> Yes
Remove Deadwood:	<input type="checkbox"/> Yes <input type="checkbox"/> No		Fungus:	<input type="checkbox"/> No <input checked="" type="checkbox"/> Yes
Support Structure:	<input type="checkbox"/> Yes <input type="checkbox"/> No		Vigor:	<input type="checkbox"/> Excellent <input checked="" type="checkbox"/> Average <input type="checkbox"/> Fair <input type="checkbox"/> Poor
IMPACTS & MITIGATIONS			Twig/ Branch Dieback:	<input type="checkbox"/> None <input type="checkbox"/> Minor <input checked="" type="checkbox"/> Moderate <input type="checkbox"/> Extensive
In Impacted Area:	<input type="checkbox"/> Yes <input type="checkbox"/> No n/a		Leaf Size:	<input checked="" type="checkbox"/> Normal <input type="checkbox"/> Small
Proposed Land Use:	n/a		Heart Rot:	<input type="checkbox"/> No <input checked="" type="checkbox"/> Yes
Impacts:	n/a		Insects:	<input type="checkbox"/> Minor <input checked="" type="checkbox"/> Moderate <input type="checkbox"/> Extensive <input type="checkbox"/> None
Mitigations:	n/a		Exudations:	<input checked="" type="checkbox"/> No <input type="checkbox"/> Yes

Comments & Notes: black spots on leaves; broken branches; interior dieback

¹ Health: A =Outstanding; B = Above Average; C = Average; D = Below Average; F = Dead

² Decurrent = Lacking Strong Central Leader. Excurrent = Strong Central Leader.

³ Aesthetic (compared to standard tree of same species) : A = nearly symmetrical, healthy tree – F = Dead

Trunk dbh must be 4" to be included – cumulative diameters. *Juglans nigra*; *Platanus racemosa*; *Umbellularia californica*; native *Quercus sp.* Except scrub oaks not protected.

Survey Date: 4/5/11

Tree Number: 202

GENERAL CHARACTERISTICS				
Species: <input type="checkbox"/> <i>Q. agrifolia</i> <input type="checkbox"/> <i>Q. lobata</i>			Health Rating ⁴ : <input type="checkbox"/> A <input type="checkbox"/> B <input type="checkbox"/> C <input checked="" type="checkbox"/> D <input type="checkbox"/> F	
<input type="checkbox"/> <i>Ca. Sycamore</i> <input type="checkbox"/> <i>Ca. Bay</i> <input checked="" type="checkbox"/> <i>Ca. Black Walnut</i>			Form: <input type="checkbox"/> symmetric <input type="checkbox"/> minor asymmetry	
Trunk Count: 1 Height (ft.): 12			<input checked="" type="checkbox"/> major asymmetry <input type="checkbox"/> stump sprout	
Trunk DBH (in.): 6.5			<input type="checkbox"/> stag-head	
Percent Canopy Cover: 50			Crown Class ⁵ : <input checked="" type="checkbox"/> Decurrent <input type="checkbox"/> Excurrent	
Existing Terrain: <input type="checkbox"/> Flat <input checked="" type="checkbox"/> Slope			Age Class: <input type="checkbox"/> immature <input checked="" type="checkbox"/> semi-mature	
Aesthetic Rating ⁶ : <input type="checkbox"/> A <input type="checkbox"/> B <input type="checkbox"/> C <input checked="" type="checkbox"/> D <input type="checkbox"/> F			<input type="checkbox"/> mature <input type="checkbox"/> over-mature/senescent	
Overall Grade: <input type="checkbox"/> A <input type="checkbox"/> B <input type="checkbox"/> C <input checked="" type="checkbox"/> D <input type="checkbox"/> F			Heritage Tree: <input checked="" type="checkbox"/> No <input type="checkbox"/> Yes	
CANOPY CHARACTERISTICS			TREE HEALTH	
	Dripline Radius (Feet)	Canopy to Grade (Feet)	Wound Wood Development:	Excellent <input type="checkbox"/> Average <input checked="" type="checkbox"/> Poor <input type="checkbox"/> None <input type="checkbox"/>
N	16		Foliage Density:	<input checked="" type="checkbox"/> Normal <input type="checkbox"/> Sparse
NE			Weak crotches:	<input checked="" type="checkbox"/> No <input type="checkbox"/> Yes
E	14	Approx. due to	Oak Pit Scale:	<input checked="" type="checkbox"/> No <input type="checkbox"/> Yes
SE		heavy brush	Mainstem dieback:	<input checked="" type="checkbox"/> No <input type="checkbox"/> Yes
S	0		Exposed Roots:	<input checked="" type="checkbox"/> No <input type="checkbox"/> Yes
SW			Epicormic growth:	<input type="checkbox"/> No <input checked="" type="checkbox"/> Yes
W	0		Shading Out:	<input type="checkbox"/> No <input checked="" type="checkbox"/> Yes
NW			Cavities: <input type="checkbox"/> None <input checked="" type="checkbox"/> Trunk <input type="checkbox"/> Branch	
CANOPY SPREAD (FEET): 16			Exfoliating Bark:	<input checked="" type="checkbox"/> No <input type="checkbox"/> Yes
PROPOSED ACTIONS			Water Pocket(s):	<input checked="" type="checkbox"/> No <input type="checkbox"/> Yes
Monitor for Progress:	<input type="checkbox"/> Yes <input type="checkbox"/> No		Mechanical Damage:	<input type="checkbox"/> Trunk <input type="checkbox"/> Branch <input checked="" type="checkbox"/> None
Treat Infestations:	<input type="checkbox"/> Yes <input type="checkbox"/> No		Canker/Galls:	<input type="checkbox"/> No <input checked="" type="checkbox"/> Yes
Remove Deadwood:	<input type="checkbox"/> Yes <input type="checkbox"/> No		Fungus:	<input checked="" type="checkbox"/> No <input type="checkbox"/> Yes
Support Structure:	<input type="checkbox"/> Yes <input type="checkbox"/> No		Vigor:	<input type="checkbox"/> Excellent <input type="checkbox"/> Average <input checked="" type="checkbox"/> Fair <input type="checkbox"/> Poor
IMPACTS & MITIGATIONS			Twig/ Branch Dieback:	<input type="checkbox"/> None <input type="checkbox"/> Minor <input checked="" type="checkbox"/> Moderate <input type="checkbox"/> Extensive
In Impacted Area:	<input type="checkbox"/> Yes <input type="checkbox"/> No	n/a	Leaf Size:	<input checked="" type="checkbox"/> Normal <input type="checkbox"/> Small
Proposed Land Use:	n/a		Heart Rot:	<input type="checkbox"/> No <input checked="" type="checkbox"/> Yes
Impacts:	n/a		Insects:	<input type="checkbox"/> Minor <input checked="" type="checkbox"/> Moderate <input type="checkbox"/> Extensive <input type="checkbox"/> None
Mitigations:	n/a		Exudations:	<input checked="" type="checkbox"/> No <input type="checkbox"/> Yes

Comments & Notes: Laying on ground to north

⁴ Health: A =Outstanding; B = Above Average; C = Average; D = Below Average; F = Dead

⁵ Decurrent = Lacking Strong Central Leader. Excurrent = Strong Central Leader.

⁶ Aesthetic (compared to standard tree of same species) : A = nearly symmetrical, healthy tree – F = Dead

Trunk dbh must be 4" to be included – cumulative diameters. *Juglans nigra*; *Platanus racemosa*; *Umbellularia californica*; native *Quercus sp.* Except scrub oaks not protected.

Survey Date: 4/5/11

Tree Number: 203

GENERAL CHARACTERISTICS				
Species: <input type="checkbox"/> <i>Q. agrifolia</i> <input type="checkbox"/> <i>Q. lobata</i>			Health Rating ⁷ : <input type="checkbox"/> A <input type="checkbox"/> B <input type="checkbox"/> C <input checked="" type="checkbox"/> D <input type="checkbox"/> F	
<input type="checkbox"/> <i>Ca. Sycamore</i> <input type="checkbox"/> <i>Ca. Bay</i> <input checked="" type="checkbox"/> <i>Ca. Black Walnut</i>			Form: <input type="checkbox"/> symmetric <input type="checkbox"/> minor asymmetry	
Trunk Count: 3 Height (ft.): 12			<input checked="" type="checkbox"/> major asymmetry <input type="checkbox"/> stump sprout	
Trunk DBH (in.): 2, 2, 6			<input type="checkbox"/> stag-head	
Percent Canopy Cover: 70			Crown Class ⁸ : <input checked="" type="checkbox"/> Decurrent <input type="checkbox"/> Excurrent	
Existing Terrain: <input type="checkbox"/> Flat <input checked="" type="checkbox"/> Slope			Age Class: <input type="checkbox"/> immature <input checked="" type="checkbox"/> semi-mature	
Aesthetic Rating ⁹ : <input type="checkbox"/> A <input type="checkbox"/> B <input type="checkbox"/> C <input checked="" type="checkbox"/> D <input type="checkbox"/> F			<input type="checkbox"/> mature <input type="checkbox"/> over-mature/senescent	
Overall Grade: <input type="checkbox"/> A <input type="checkbox"/> B <input type="checkbox"/> C <input checked="" type="checkbox"/> D <input type="checkbox"/> F			Heritage Tree: <input checked="" type="checkbox"/> No <input type="checkbox"/> Yes	
CANOPY CHARACTERISTICS			TREE HEALTH	
	Dripline Radius (Feet)	Canopy to Grade (Feet)	Wound Wood Development:	Excellent <input type="checkbox"/> Average <input checked="" type="checkbox"/> Poor <input type="checkbox"/> None <input type="checkbox"/>
N	15		Foliage Density:	<input checked="" type="checkbox"/> Normal <input type="checkbox"/> Sparse
NE			Weak crotches:	<input checked="" type="checkbox"/> No <input type="checkbox"/> Yes
E	0		Oak Pit Scale:	<input checked="" type="checkbox"/> No <input type="checkbox"/> Yes
SE			Mainstem dieback:	<input type="checkbox"/> No <input checked="" type="checkbox"/> Yes
S	0		Exposed Roots:	<input checked="" type="checkbox"/> No <input type="checkbox"/> Yes
SW			Epicormic growth:	<input type="checkbox"/> No <input checked="" type="checkbox"/> Yes
W	14		Shading Out:	<input type="checkbox"/> No <input checked="" type="checkbox"/> Yes
NW			Cavities: <input type="checkbox"/> None	<input checked="" type="checkbox"/> Trunk <input type="checkbox"/> Branch
			Exfoliating Bark:	<input checked="" type="checkbox"/> No <input type="checkbox"/> Yes
CANOPY SPREAD (FEET): 15			Water Pocket(s):	<input checked="" type="checkbox"/> No <input type="checkbox"/> Yes
PROPOSED ACTIONS			Mechanical Damage:	
Monitor for Progress: <input type="checkbox"/> Yes <input type="checkbox"/> No			<input type="checkbox"/> Trunk <input type="checkbox"/> Branch <input checked="" type="checkbox"/> None	
Treat Infestations: <input type="checkbox"/> Yes <input type="checkbox"/> No			Canker/Galls: <input type="checkbox"/> No <input checked="" type="checkbox"/> Yes	
Remove Deadwood: <input type="checkbox"/> Yes <input type="checkbox"/> No			Fungus: <input checked="" type="checkbox"/> No <input type="checkbox"/> Yes	
Support Structure: <input type="checkbox"/> Yes <input type="checkbox"/> No			Vigor: <input type="checkbox"/> Excellent <input type="checkbox"/> Average <input checked="" type="checkbox"/> Fair <input type="checkbox"/> Poor	
IMPACTS & MITIGATIONS			Twig/ Branch Dieback:	
In Impacted Area: <input type="checkbox"/> Yes <input type="checkbox"/> No n/a			<input type="checkbox"/> None <input type="checkbox"/> Minor <input checked="" type="checkbox"/> Moderate <input type="checkbox"/> Extensive	
Proposed Land Use: n/a			Leaf Size: <input checked="" type="checkbox"/> Normal <input type="checkbox"/> Small	
Impacts: n/a			Heart Rot: <input type="checkbox"/> No <input checked="" type="checkbox"/> Yes	
Mitigations: n/a			Insects: <input checked="" type="checkbox"/> Minor <input type="checkbox"/> Moderate <input type="checkbox"/> Extensive <input type="checkbox"/> None	
			Exudations: <input checked="" type="checkbox"/> No <input type="checkbox"/> Yes	

Comments & Notes: heavy brush; other fallen walnuts all around; gooseberry & elderberry adjacent

⁷ Health: A =Outstanding; B = Above Average; C = Average; D = Below Average; F = Dead

⁸ Decurrent = Lacking Strong Central Leader. Excurrent = Strong Central Leader.

⁹ Aesthetic (compared to standard tree of same species) : A = nearly symmetrical, healthy tree – F = Dead

Trunk dbh must be 4" to be included – cumulative diameters. *Juglans nigra*; *Platanus racemosa*; *Umbellularia californica*; native *Quercus sp.* Except scrub oaks not protected.

TREE FIELD DATA WORKSHEET (City of L.A.)

LDC Project No. 10003-001

Survey Date: 4/5/11

Tree Number: 204

GENERAL CHARACTERISTICS			TREE HEALTH		
Species: <input type="checkbox"/> <i>Q. agrifolia</i> <input type="checkbox"/> <i>Q. lobata</i>			Health Rating ¹⁰ : <input type="checkbox"/> A <input type="checkbox"/> B <input checked="" type="checkbox"/> C <input type="checkbox"/> D <input type="checkbox"/> F		
<input type="checkbox"/> <i>Ca. Sycamore</i> <input type="checkbox"/> <i>Ca. Bay</i> <input checked="" type="checkbox"/> <i>Ca. Black Walnut</i>			Form: <input type="checkbox"/> symmetric <input type="checkbox"/> minor asymmetry		
Trunk Count: 2 Height (ft.): 28			<input checked="" type="checkbox"/> major asymmetry <input type="checkbox"/> stump sprout		
Trunk DBH (in.): 10, 6			<input type="checkbox"/> stag-head		
Percent Canopy Cover: 80%			Crown Class ¹¹ : <input checked="" type="checkbox"/> Decurrent <input type="checkbox"/> Excurrent		
Existing Terrain: <input type="checkbox"/> Flat <input checked="" type="checkbox"/> Slope			Age Class: <input type="checkbox"/> immature <input type="checkbox"/> semi-mature		
Aesthetic Rating ¹² : <input type="checkbox"/> A <input checked="" type="checkbox"/> B <input type="checkbox"/> C <input type="checkbox"/> D <input type="checkbox"/> F			<input checked="" type="checkbox"/> mature <input type="checkbox"/> over-mature/senescent		
Overall Grade: <input type="checkbox"/> A <input type="checkbox"/> B <input checked="" type="checkbox"/> C <input type="checkbox"/> D <input type="checkbox"/> F			Heritage Tree: <input checked="" type="checkbox"/> No <input type="checkbox"/> Yes		
CANOPY CHARACTERISTICS			TREE HEALTH		
	Dripline Radius (Feet)	Canopy to Grade (Feet)	Wound Wood Development:	Excellent <input type="checkbox"/> Average <input checked="" type="checkbox"/>	Poor <input type="checkbox"/> None <input type="checkbox"/>
N	16		Foliage Density:	<input checked="" type="checkbox"/> Normal <input type="checkbox"/> Sparse	
NE			Weak crotches:	<input type="checkbox"/> No <input checked="" type="checkbox"/> Yes	
E	16		Oak Pit Scale:	<input checked="" type="checkbox"/> No <input type="checkbox"/> Yes	
SE			Mainstem dieback:	<input type="checkbox"/> No <input checked="" type="checkbox"/> Yes	
S	15		Exposed Roots:	<input checked="" type="checkbox"/> No <input type="checkbox"/> Yes	
SW			Epicormic growth:	<input type="checkbox"/> No <input checked="" type="checkbox"/> Yes	
W	12		Shading Out:	<input type="checkbox"/> No <input checked="" type="checkbox"/> Yes	
NW			Cavities: <input type="checkbox"/> None	<input checked="" type="checkbox"/> Trunk <input checked="" type="checkbox"/> Branch	
CANOPY SPREAD (FEET): 31			Exfoliating Bark:	<input checked="" type="checkbox"/> No <input type="checkbox"/> Yes	
PROPOSED ACTIONS			Water Pocket(s):	<input checked="" type="checkbox"/> No <input type="checkbox"/> Yes	
Monitor for Progress:	<input type="checkbox"/> Yes <input type="checkbox"/> No		Mechanical Damage:	<input type="checkbox"/> Trunk <input type="checkbox"/> Branch	<input checked="" type="checkbox"/> None
Treat Infestations:	<input type="checkbox"/> Yes <input type="checkbox"/> No		Canker/Galls:	<input type="checkbox"/> No <input checked="" type="checkbox"/> Yes	
Remove Deadwood:	<input type="checkbox"/> Yes <input type="checkbox"/> No		Fungus:	<input type="checkbox"/> No <input checked="" type="checkbox"/> Yes	
Support Structure:	<input type="checkbox"/> Yes <input type="checkbox"/> No		Vigor:	<input type="checkbox"/> Excellent <input type="checkbox"/> Average	<input checked="" type="checkbox"/> Fair <input type="checkbox"/> Poor
IMPACTS & MITIGATIONS			Twig/ Branch Dieback:	<input type="checkbox"/> None <input type="checkbox"/> Minor	<input checked="" type="checkbox"/> Moderate <input type="checkbox"/> Extensive
In Impacted Area:	<input type="checkbox"/> Yes <input type="checkbox"/> No n/a		Leaf Size:	<input checked="" type="checkbox"/> Normal <input type="checkbox"/> Small	
Proposed Land Use:	n/a		Heart Rot:	<input type="checkbox"/> No <input checked="" type="checkbox"/> Yes	
Impacts:	n/a		Insects:	<input type="checkbox"/> Minor <input checked="" type="checkbox"/> Moderate	<input type="checkbox"/> Extensive <input type="checkbox"/> None
Mitigations:	n/a		Exudations:	<input checked="" type="checkbox"/> No <input type="checkbox"/> Yes	

Comments & Notes: broken branches; interior deadwood

¹⁰ Health: A =Outstanding; B = Above Average; C = Average; D = Below Average; F = Dead

¹¹ Decurrent = Lacking Strong Central Leader. Excurrent = Strong Central Leader.

¹² Aesthetic (compared to standard tree of same species) : A = nearly symmetrical, healthy tree – F = Dead
Trunk dbh must be 4" to be included – cumulative diameters. *Juglans nigra*; *Platanus racemosa*; *Umbellularia californica*; native *Quercus sp.* Except scrub oaks not protected.

TREE FIELD DATA WORKSHEET (City of L.A.)

LDC Project No. 10003-001

Survey Date: 4/5/11

Tree Number: 205

GENERAL CHARACTERISTICS				
Species: <input type="checkbox"/> <i>Q. agrifolia</i> <input type="checkbox"/> <i>Q. lobata</i>			Health Rating ¹³ : <input type="checkbox"/> A <input type="checkbox"/> B <input type="checkbox"/> C <input type="checkbox"/> D <input checked="" type="checkbox"/> F	
<input type="checkbox"/> <i>Ca. Sycamore</i> <input type="checkbox"/> <i>Ca. Bay</i> <input checked="" type="checkbox"/> <i>Ca. Black Walnut</i>			Form: <input type="checkbox"/> symmetric <input type="checkbox"/> minor asymmetry	
Trunk Count: 1 Height (ft.): 28			<input checked="" type="checkbox"/> major asymmetry <input type="checkbox"/> stump sprout	
Trunk DBH (in.): 10.5			<input type="checkbox"/> stag-head	
Percent Canopy Cover: 65			Crown Class ¹⁴ : <input checked="" type="checkbox"/> Decurrent <input type="checkbox"/> Excurrent	
Existing Terrain: <input type="checkbox"/> Flat <input checked="" type="checkbox"/> Slope			Age Class: <input type="checkbox"/> immature <input type="checkbox"/> semi-mature	
Aesthetic Rating ¹⁵ : <input type="checkbox"/> A <input type="checkbox"/> B <input type="checkbox"/> C <input type="checkbox"/> D <input checked="" type="checkbox"/> F			<input type="checkbox"/> mature <input checked="" type="checkbox"/> over-mature/senescent	
Overall Grade: <input type="checkbox"/> A <input type="checkbox"/> B <input type="checkbox"/> C <input type="checkbox"/> D <input checked="" type="checkbox"/> F			Heritage Tree: <input checked="" type="checkbox"/> No <input type="checkbox"/> Yes	
CANOPY CHARACTERISTICS			TREE HEALTH	
	Dripline Radius (Feet)	Canopy to Grade (Feet)	Wound Wood Development:	Excellent <input type="checkbox"/> Average <input type="checkbox"/> Poor <input checked="" type="checkbox"/> None <input type="checkbox"/>
N			Foliage Density:	<input type="checkbox"/> Normal <input checked="" type="checkbox"/> Sparse
NE			Weak crotches:	<input type="checkbox"/> No <input checked="" type="checkbox"/> Yes
E	NO CANOPY		Oak Pit Scale:	<input checked="" type="checkbox"/> No <input type="checkbox"/> Yes
SE	Only epicormic on		Mainstem dieback:	<input type="checkbox"/> No <input checked="" type="checkbox"/> Yes
S	trunk		Exposed Roots:	<input checked="" type="checkbox"/> No <input type="checkbox"/> Yes
SW			Epicormic growth:	<input type="checkbox"/> No <input checked="" type="checkbox"/> Yes
W			Shading Out:	<input type="checkbox"/> No <input checked="" type="checkbox"/> Yes
NW			Cavities: <input type="checkbox"/> None <input checked="" type="checkbox"/> Trunk <input type="checkbox"/> Branch	
			Exfoliating Bark:	<input type="checkbox"/> No <input checked="" type="checkbox"/> Yes
CANOPY SPREAD (FEET): N/A			Water Pocket(s):	<input checked="" type="checkbox"/> No <input type="checkbox"/> Yes
PROPOSED ACTIONS			Mechanical Damage:	
Monitor for Progress:			<input checked="" type="checkbox"/> Trunk <input type="checkbox"/> Branch <input type="checkbox"/> None	
Treat Infestations:			Canker/Galls:	
Remove Deadwood:			<input type="checkbox"/> No <input checked="" type="checkbox"/> Yes	
Support Structure:			Fungus:	
			<input type="checkbox"/> No <input checked="" type="checkbox"/> Yes	
IMPACTS & MITIGATIONS			Vigor:	
In Impacted Area: <input type="checkbox"/> Yes <input type="checkbox"/> No n/a			<input type="checkbox"/> Excellent <input type="checkbox"/> Average <input type="checkbox"/> Fair <input checked="" type="checkbox"/> Poor	
Proposed Land Use: n/a			Twig/ Branch Dieback:	
Impacts: n/a			<input type="checkbox"/> None <input type="checkbox"/> Minor <input type="checkbox"/> Moderate <input checked="" type="checkbox"/> Extensive	
Mitigations: n/a			Leaf Size:	
			<input type="checkbox"/> Normal <input checked="" type="checkbox"/> Small	
			Heart Rot:	
			<input type="checkbox"/> No <input checked="" type="checkbox"/> Yes	
			Insects:	
			<input type="checkbox"/> Minor <input type="checkbox"/> Moderate <input checked="" type="checkbox"/> Extensive <input type="checkbox"/> None	
			Exudations:	
			<input checked="" type="checkbox"/> No <input type="checkbox"/> Yes	

Comments & Notes: poison oak; elderberry adjacent; fallen over to N; only very minor epicormic growth – almost completely dead

¹³ Health: A =Outstanding; B = Above Average; C = Average; D = Below Average; F = Dead

¹⁴ Decurrent = Lacking Strong Central Leader. Excurrent = Strong Central Leader.

¹⁵ Aesthetic (compared to standard tree of same species) : A = nearly symmetrical, healthy tree – F = Dead

Trunk dbh must be 4" to be included – cumulative diameters. *Juglans nigra*; *Platanus racemosa*; *Umbellularia californica*; native *Quercus sp.* Except scrub oaks not protected.

Survey Date: 4/5/11

Tree Number: 206

GENERAL CHARACTERISTICS				
Species: <input type="checkbox"/> <i>Q. agrifolia</i> <input type="checkbox"/> <i>Q. lobata</i>			Health Rating ¹⁶ : <input type="checkbox"/> A <input type="checkbox"/> B <input type="checkbox"/> C <input checked="" type="checkbox"/> D <input type="checkbox"/> F	
<input type="checkbox"/> <i>Ca. Sycamore</i> <input type="checkbox"/> <i>Ca. Bay</i> <input checked="" type="checkbox"/> <i>Ca. Black Walnut</i>			Form: <input type="checkbox"/> symmetric <input type="checkbox"/> minor asymmetry	
Trunk Count: 1 Height (ft.): 15			<input checked="" type="checkbox"/> major asymmetry <input type="checkbox"/> stump sprout	
Trunk DBH (in.): 8.5			<input type="checkbox"/> stag-head	
Percent Canopy Cover: 75			Crown Class ¹⁷ : <input checked="" type="checkbox"/> Decurrent <input type="checkbox"/> Excurrent	
Existing Terrain: <input type="checkbox"/> Flat <input checked="" type="checkbox"/> Slope			Age Class: <input type="checkbox"/> immature <input type="checkbox"/> semi-mature	
Aesthetic Rating ¹⁸ : <input type="checkbox"/> A <input type="checkbox"/> B <input type="checkbox"/> C <input checked="" type="checkbox"/> D <input type="checkbox"/> F			<input checked="" type="checkbox"/> mature <input type="checkbox"/> over-mature/senescent	
Overall Grade: <input type="checkbox"/> A <input type="checkbox"/> B <input type="checkbox"/> C <input checked="" type="checkbox"/> D <input type="checkbox"/> F			Heritage Tree: <input checked="" type="checkbox"/> No <input type="checkbox"/> Yes	
CANOPY CHARACTERISTICS			TREE HEALTH	
	Dripline Radius (Feet)	Canopy to Grade (Feet)	Wound Wood Development:	Excellent <input type="checkbox"/> Average <input checked="" type="checkbox"/> Poor <input type="checkbox"/> None <input type="checkbox"/>
N	6		Foliage Density:	<input checked="" type="checkbox"/> Normal <input type="checkbox"/> Sparse
NE			Weak crotches:	<input type="checkbox"/> No <input checked="" type="checkbox"/> Yes
E	13		Oak Pit Scale:	<input checked="" type="checkbox"/> No <input type="checkbox"/> Yes
SE			Mainstem dieback:	<input type="checkbox"/> No <input checked="" type="checkbox"/> Yes
S	8		Exposed Roots:	<input checked="" type="checkbox"/> No <input type="checkbox"/> Yes
SW			Epicormic growth:	<input type="checkbox"/> No <input checked="" type="checkbox"/> Yes
W	20		Shading Out:	<input type="checkbox"/> No <input checked="" type="checkbox"/> Yes
NW			Cavities: <input type="checkbox"/> None <input checked="" type="checkbox"/> Trunk <input checked="" type="checkbox"/> Branch	
			Exfoliating Bark:	<input checked="" type="checkbox"/> No <input type="checkbox"/> Yes
CANOPY SPREAD (FEET): 33			Water Pocket(s):	<input checked="" type="checkbox"/> No <input type="checkbox"/> Yes
PROPOSED ACTIONS			Mechanical Damage: <input type="checkbox"/> Trunk <input type="checkbox"/> Branch <input checked="" type="checkbox"/> None	
Monitor for Progress: <input type="checkbox"/> Yes <input type="checkbox"/> No			Canker/Galls: <input type="checkbox"/> No <input checked="" type="checkbox"/> Yes	
Treat Infestations: <input type="checkbox"/> Yes <input type="checkbox"/> No			Fungus: <input type="checkbox"/> No <input checked="" type="checkbox"/> Yes	
Remove Deadwood: <input type="checkbox"/> Yes <input type="checkbox"/> No			Vigor: <input type="checkbox"/> Excellent <input type="checkbox"/> Average <input checked="" type="checkbox"/> Fair <input type="checkbox"/> Poor	
Support Structure: <input type="checkbox"/> Yes <input type="checkbox"/> No			Twig/ Branch Dieback: <input type="checkbox"/> None <input type="checkbox"/> Minor <input checked="" type="checkbox"/> Moderate <input type="checkbox"/> Extensive	
IMPACTS & MITIGATIONS			Leaf Size: <input checked="" type="checkbox"/> Normal <input type="checkbox"/> Small	
In Impacted Area: <input type="checkbox"/> Yes <input type="checkbox"/> No n/a			Heart Rot: <input type="checkbox"/> No <input checked="" type="checkbox"/> Yes	
Proposed Land Use: n/a			Insects: <input type="checkbox"/> Minor <input type="checkbox"/> Moderate <input checked="" type="checkbox"/> Extensive <input type="checkbox"/> None	
Impacts: n/a			Exudations: <input checked="" type="checkbox"/> No <input type="checkbox"/> Yes	
Mitigations: n/a				

Comments & Notes: Poison oak; large split on trunk w/ cavity

¹⁶ Health: A =Outstanding; B = Above Average; C = Average; D = Below Average; F = Dead

¹⁷ Decurrent = Lacking Strong Central Leader. Excurrent = Strong Central Leader.

¹⁸ Aesthetic (compared to standard tree of same species) : A = nearly symmetrical, healthy tree – F = Dead

Trunk dbh must be 4" to be included – cumulative diameters. *Juglans nigra*; *Platanus racemosa*; *Umbellularia californica*; native *Quercus sp.* Except scrub oaks not protected.

TREE FIELD DATA WORKSHEET (City of L.A.)

LDC Project No. 10003-001

Survey Date: 4/5/11

Tree Number: 207 (not tagged)

GENERAL CHARACTERISTICS				
Species: <input type="checkbox"/> <i>Q. agrifolia</i> <input type="checkbox"/> <i>Q. lobata</i>			Health Rating ¹⁹ : <input type="checkbox"/> A <input type="checkbox"/> B <input type="checkbox"/> C <input checked="" type="checkbox"/> D <input type="checkbox"/> F	
<input type="checkbox"/> <i>Ca. Sycamore</i> <input type="checkbox"/> <i>Ca. Bay</i> <input checked="" type="checkbox"/> <i>Ca. Black Walnut</i>			Form: <input type="checkbox"/> symmetric <input type="checkbox"/> minor asymmetry	
Trunk Count: 3 Height (ft.): 22			<input checked="" type="checkbox"/> major asymmetry <input type="checkbox"/> stump sprout	
Trunk DBH (in.): 4, 6, 7.5			<input type="checkbox"/> stag-head	
Percent Canopy Cover: 75%			Crown Class ²⁰ : <input checked="" type="checkbox"/> Decurrent <input type="checkbox"/> Excurrent	
Existing Terrain: <input type="checkbox"/> Flat <input checked="" type="checkbox"/> Slope			Age Class: <input type="checkbox"/> immature <input type="checkbox"/> semi-mature	
Aesthetic Rating ²¹ : <input type="checkbox"/> A <input type="checkbox"/> B <input type="checkbox"/> C <input checked="" type="checkbox"/> D <input type="checkbox"/> F			<input checked="" type="checkbox"/> mature <input type="checkbox"/> over-mature/senescent	
Overall Grade: <input type="checkbox"/> A <input type="checkbox"/> B <input type="checkbox"/> C <input checked="" type="checkbox"/> D <input type="checkbox"/> F			Heritage Tree: <input checked="" type="checkbox"/> No <input type="checkbox"/> Yes	
CANOPY CHARACTERISTICS			TREE HEALTH	
	Dripline Radius (Feet)	Canopy to Grade (Feet)	Wound Wood Development:	Excellent <input type="checkbox"/> Average <input type="checkbox"/> Poor <input checked="" type="checkbox"/> None <input type="checkbox"/>
N	16		Foliage Density:	<input type="checkbox"/> Normal <input checked="" type="checkbox"/> Sparse
NE			Weak crotches:	<input type="checkbox"/> No <input checked="" type="checkbox"/> Yes
E	14		Oak Pit Scale:	<input checked="" type="checkbox"/> No <input type="checkbox"/> Yes
SE			Mainstem dieback:	<input type="checkbox"/> No <input checked="" type="checkbox"/> Yes
S	10		Exposed Roots:	<input checked="" type="checkbox"/> No <input type="checkbox"/> Yes
SW			Epicormic growth:	<input type="checkbox"/> No <input checked="" type="checkbox"/> Yes
W	18		Shading Out:	<input type="checkbox"/> No <input checked="" type="checkbox"/> Yes
NW			Cavities: <input checked="" type="checkbox"/> None	<input type="checkbox"/> Trunk <input type="checkbox"/> Branch
			Exfoliating Bark:	<input checked="" type="checkbox"/> No <input type="checkbox"/> Yes
CANOPY SPREAD (FEET): 32			Water Pocket(s):	<input checked="" type="checkbox"/> No <input type="checkbox"/> Yes
PROPOSED ACTIONS			Mechanical Damage:	<input type="checkbox"/> Trunk <input type="checkbox"/> Branch <input checked="" type="checkbox"/> None
Monitor for Progress:	<input checked="" type="checkbox"/> Yes <input type="checkbox"/> No		Canker/Galls:	<input type="checkbox"/> No <input checked="" type="checkbox"/> Yes
Treat Infestations:	<input type="checkbox"/> Yes <input type="checkbox"/> No		Fungus:	<input type="checkbox"/> No <input checked="" type="checkbox"/> Yes
Remove Deadwood:	<input type="checkbox"/> Yes <input type="checkbox"/> No		Vigor:	<input type="checkbox"/> Excellent <input type="checkbox"/> Average
Support Structure:	<input type="checkbox"/> Yes <input type="checkbox"/> No			<input type="checkbox"/> Fair <input checked="" type="checkbox"/> Poor
IMPACTS & MITIGATIONS			Twig/ Branch Dieback:	<input type="checkbox"/> None <input type="checkbox"/> Minor <input type="checkbox"/> Moderate <input checked="" type="checkbox"/> Extensive
In Impacted Area:	<input type="checkbox"/> Yes <input type="checkbox"/> No n/a		Leaf Size:	<input checked="" type="checkbox"/> Normal <input type="checkbox"/> Small
Proposed Land Use:	n/a		Heart Rot:	<input type="checkbox"/> No <input checked="" type="checkbox"/> Yes
Impacts:	n/a		Insects:	<input type="checkbox"/> Minor <input type="checkbox"/> Moderate <input checked="" type="checkbox"/> Extensive <input type="checkbox"/> None
Mitigations:	n/a		Exudations:	<input checked="" type="checkbox"/> No <input type="checkbox"/> Yes

Comments & Notes: Not tagged - canopy approx. due to poison oak

¹⁹ Health: A =Outstanding; B = Above Average; C = Average; D = Below Average; F = Dead

²⁰ Decurrent = Lacking Strong Central Leader. Excurrent = Strong Central Leader.

²¹ Aesthetic (compared to standard tree of same species) : A = nearly symmetrical, healthy tree – F = Dead

Trunk dbh must be 4" to be included – cumulative diameters. *Juglans nigra*; *Platanus racemosa*; *Umbellularia californica*; native *Quercus sp.* Except scrub oaks not protected.

TREE FIELD DATA WORKSHEET (City of L.A.)

LDC Project No. 10003-001

Survey Date: 4/5/11

Tree Number: 208

GENERAL CHARACTERISTICS			TREE HEALTH		
Species: <input type="checkbox"/> <i>Q. agrifolia</i> <input type="checkbox"/> <i>Q. lobata</i>			Health Rating ²² : <input type="checkbox"/> A <input type="checkbox"/> B <input checked="" type="checkbox"/> C <input type="checkbox"/> D <input type="checkbox"/> F		
<input type="checkbox"/> <i>Ca. Sycamore</i> <input type="checkbox"/> <i>Ca. Bay</i> <input checked="" type="checkbox"/> <i>Ca. Black Walnut</i>			Form: <input type="checkbox"/> symmetric <input type="checkbox"/> minor asymmetry		
Trunk Count: 1 Height (ft.): 18			<input checked="" type="checkbox"/> major asymmetry <input type="checkbox"/> stump sprout		
Trunk DBH (in.): 6			<input type="checkbox"/> stag-head		
Percent Canopy Cover: 75%			Crown Class ²³ : <input checked="" type="checkbox"/> Decurrent <input type="checkbox"/> Excurrent		
Existing Terrain: <input checked="" type="checkbox"/> Flat <input type="checkbox"/> Slope			Age Class: <input type="checkbox"/> immature <input type="checkbox"/> semi-mature		
Aesthetic Rating ²⁴ : <input type="checkbox"/> A <input type="checkbox"/> B <input checked="" type="checkbox"/> C <input type="checkbox"/> D <input type="checkbox"/> F			<input type="checkbox"/> mature <input type="checkbox"/> over-mature/senescent		
Overall Grade: <input type="checkbox"/> A <input type="checkbox"/> B <input checked="" type="checkbox"/> C <input type="checkbox"/> D <input type="checkbox"/> F			Heritage Tree: <input checked="" type="checkbox"/> No <input type="checkbox"/> Yes		
CANOPY CHARACTERISTICS			TREE HEALTH		
	Dripline Radius (Feet)	Canopy to Grade (Feet)	Wound Wood Development:	Excellent <input type="checkbox"/> Average <input type="checkbox"/>	Poor <input checked="" type="checkbox"/> None <input type="checkbox"/>
N	9		Foliage Density:	<input checked="" type="checkbox"/> Normal <input type="checkbox"/> Sparse	
NE			Weak crotches:	<input checked="" type="checkbox"/> No <input type="checkbox"/> Yes	
E	4		Oak Pit Scale:	<input checked="" type="checkbox"/> No <input type="checkbox"/> Yes	
SE			Mainstem dieback:	<input checked="" type="checkbox"/> No <input type="checkbox"/> Yes	
S	4		Exposed Roots:	<input checked="" type="checkbox"/> No <input type="checkbox"/> Yes	
SW			Epicormic growth:	<input type="checkbox"/> No <input checked="" type="checkbox"/> Yes	
W	22		Shading Out:	<input checked="" type="checkbox"/> No <input type="checkbox"/> Yes	
NW			Cavities: <input type="checkbox"/> None	<input checked="" type="checkbox"/> Trunk <input type="checkbox"/> Branch	
CANOPY SPREAD (FEET): 26			Exfoliating Bark:	<input checked="" type="checkbox"/> No <input type="checkbox"/> Yes	
PROPOSED ACTIONS			Water Pocket(s):	<input checked="" type="checkbox"/> No <input type="checkbox"/> Yes	
Monitor for Progress:	<input type="checkbox"/> Yes <input type="checkbox"/> No		Mechanical Damage:	<input checked="" type="checkbox"/> Trunk <input checked="" type="checkbox"/> Branch	<input type="checkbox"/> None
Treat Infestations:	<input type="checkbox"/> Yes <input type="checkbox"/> No		Canker/Galls:	<input type="checkbox"/> No <input checked="" type="checkbox"/> Yes	
Remove Deadwood:	<input type="checkbox"/> Yes <input type="checkbox"/> No		Fungus:	<input type="checkbox"/> No <input checked="" type="checkbox"/> Yes	
Support Structure:	<input type="checkbox"/> Yes <input type="checkbox"/> No		Vigor:	<input type="checkbox"/> Excellent <input checked="" type="checkbox"/> Average	<input type="checkbox"/> Fair <input type="checkbox"/> Poor
IMPACTS & MITIGATIONS			Twig/ Branch Dieback:	<input type="checkbox"/> None <input checked="" type="checkbox"/> Minor	<input type="checkbox"/> Moderate <input type="checkbox"/> Extensive
In Impacted Area:	<input type="checkbox"/> Yes <input type="checkbox"/> No n/a		Leaf Size:	<input checked="" type="checkbox"/> Normal <input type="checkbox"/> Small	
Proposed Land Use:	n/a		Heart Rot:	<input type="checkbox"/> No <input checked="" type="checkbox"/> Yes	
Impacts:	n/a		Insects:	<input type="checkbox"/> Minor <input checked="" type="checkbox"/> Moderate	<input type="checkbox"/> Extensive <input type="checkbox"/> None
Mitigations:	n/a		Exudations:	<input checked="" type="checkbox"/> No <input type="checkbox"/> Yes	

Comments & Notes: one trunk cut off at base; leans NW; cavity at base on E side

²² Health: A =Outstanding; B = Above Average; C = Average; D = Below Average; F = Dead

²³ Decurrent = Lacking Strong Central Leader. Excurrent = Strong Central Leader.

²⁴ Aesthetic (compared to standard tree of same species) : A = nearly symmetrical, healthy tree – F = Dead

Trunk dbh must be 4" to be included – cumulative diameters. *Juglans nigra*; *Platanus racemosa*; *Umbellularia californica*; native *Quercus sp.* Except scrub oaks not protected.

Survey Date: 4/5/11

Tree Number: 209

GENERAL CHARACTERISTICS				
Species: <input type="checkbox"/> <i>Q. agrifolia</i> <input type="checkbox"/> <i>Q. lobata</i>			Health Rating ²⁵ : <input type="checkbox"/> A <input type="checkbox"/> B <input type="checkbox"/> C <input type="checkbox"/> D <input checked="" type="checkbox"/> F	
<input type="checkbox"/> <i>Ca. Sycamore</i> <input type="checkbox"/> <i>Ca. Bay</i> <input checked="" type="checkbox"/> <i>Ca. Black Walnut</i>			Form: <input type="checkbox"/> symmetric <input type="checkbox"/> minor asymmetry	
Trunk Count: 2 Height (ft.): 5			<input type="checkbox"/> major asymmetry <input checked="" type="checkbox"/> stump sprout	
Trunk DBH (in.): 6, 4			<input type="checkbox"/> stag-head	
Percent Canopy Cover: N/A			Crown Class ²⁶ : <input checked="" type="checkbox"/> Decurrent <input type="checkbox"/> Excurrent	
Existing Terrain: <input checked="" type="checkbox"/> Flat <input type="checkbox"/> Slope			Age Class: <input type="checkbox"/> immature <input checked="" type="checkbox"/> semi-mature	
Aesthetic Rating ²⁷ : <input type="checkbox"/> A <input type="checkbox"/> B <input type="checkbox"/> C <input type="checkbox"/> D <input checked="" type="checkbox"/> F			<input type="checkbox"/> mature <input type="checkbox"/> over-mature/senescent	
Overall Grade: <input type="checkbox"/> A <input type="checkbox"/> B <input type="checkbox"/> C <input type="checkbox"/> D <input checked="" type="checkbox"/> F			Heritage Tree: <input checked="" type="checkbox"/> No <input type="checkbox"/> Yes	
CANOPY CHARACTERISTICS			TREE HEALTH	
	Dripline Radius (Feet)	Canopy to Grade (Feet)	Wound Wood Development:	Excellent <input type="checkbox"/> Average <input type="checkbox"/> Poor <input type="checkbox"/> None <input type="checkbox"/>
N			Foliage Density:	<input type="checkbox"/> Normal <input type="checkbox"/> Sparse
NE			Weak crotches:	<input type="checkbox"/> No <input type="checkbox"/> Yes
E	N/A		Oak Pit Scale:	<input type="checkbox"/> No <input type="checkbox"/> Yes
SE	Stump sprout		Mainstem dieback:	<input type="checkbox"/> No <input type="checkbox"/> Yes
S			Exposed Roots:	<input type="checkbox"/> No <input type="checkbox"/> Yes
SW			Epicormic growth:	<input type="checkbox"/> No <input type="checkbox"/> Yes
W			Shading Out:	<input type="checkbox"/> No <input type="checkbox"/> Yes
NW			Cavities: <input type="checkbox"/> None	<input type="checkbox"/> Trunk <input type="checkbox"/> Branch
CANOPY SPREAD (FEET):			Exfoliating Bark:	<input type="checkbox"/> No <input type="checkbox"/> Yes
PROPOSED ACTIONS			Water Pocket(s):	<input type="checkbox"/> No <input type="checkbox"/> Yes
Monitor for Progress: <input type="checkbox"/> Yes <input type="checkbox"/> No			Mechanical Damage:	<input type="checkbox"/> Trunk <input type="checkbox"/> Branch <input type="checkbox"/> None
Treat Infestations: <input type="checkbox"/> Yes <input type="checkbox"/> No			Canker/Galls:	<input type="checkbox"/> No <input type="checkbox"/> Yes
Remove Deadwood: <input type="checkbox"/> Yes <input type="checkbox"/> No			Fungus:	<input type="checkbox"/> No <input type="checkbox"/> Yes
Support Structure: <input type="checkbox"/> Yes <input type="checkbox"/> No			Vigor:	<input type="checkbox"/> Excellent <input type="checkbox"/> Average <input type="checkbox"/> Fair <input type="checkbox"/> Poor
IMPACTS & MITIGATIONS			Twig/ Branch Dieback:	<input type="checkbox"/> None <input type="checkbox"/> Minor <input type="checkbox"/> Moderate <input type="checkbox"/> Extensive
In Impacted Area: <input type="checkbox"/> Yes <input type="checkbox"/> No n/a			Leaf Size:	<input type="checkbox"/> Normal <input type="checkbox"/> Small
Proposed Land Use: n/a			Heart Rot:	<input type="checkbox"/> No <input type="checkbox"/> Yes
Impacts: n/a			Insects:	<input type="checkbox"/> Minor <input type="checkbox"/> Moderate <input type="checkbox"/> Extensive <input type="checkbox"/> None
Mitigations: n/a			Exudations:	<input type="checkbox"/> No <input type="checkbox"/> Yes

Comments & Notes: stump sprout – cut trunks

²⁵ Health: A =Outstanding; B = Above Average; C = Average; D = Below Average; F = Dead

²⁶ Decurrent = Lacking Strong Central Leader. Excurrent = Strong Central Leader.

²⁷ Aesthetic (compared to standard tree of same species) : A = nearly symmetrical, healthy tree – F = Dead

Trunk dbh must be 4" to be included – cumulative diameters. *Juglans nigra*; *Platanus racemosa*; *Umbellularia californica*; native *Quercus sp.* Except scrub oaks not protected.

TREE FIELD DATA WORKSHEET (City of L.A.)

LDC Project No. 10003-001

Survey Date: 4/5/11

Tree Number: 210

GENERAL CHARACTERISTICS				
Species: <input checked="" type="checkbox"/> <i>Q. agrifolia</i> <input type="checkbox"/> <i>Q. lobata</i>			Health Rating ²⁸ : <input type="checkbox"/> A <input type="checkbox"/> B <input type="checkbox"/> C <input checked="" type="checkbox"/> D <input type="checkbox"/> F	
<input type="checkbox"/> <i>Ca. Sycamore</i> <input type="checkbox"/> <i>Ca. Bay</i> <input type="checkbox"/> <i>Ca. Black Walnut</i>			Form: <input type="checkbox"/> symmetric <input type="checkbox"/> minor asymmetry	
Trunk Count: 1 Height (ft.): 18			<input checked="" type="checkbox"/> major asymmetry <input type="checkbox"/> stump sprout	
Trunk DBH (in.): 16.5			<input type="checkbox"/> stag-head	
Percent Canopy Cover: 65%			Crown Class ²⁹ : <input checked="" type="checkbox"/> Decurrent <input type="checkbox"/> Excurrent	
Existing Terrain: <input type="checkbox"/> Flat <input checked="" type="checkbox"/> Slope			Age Class: <input type="checkbox"/> immature <input type="checkbox"/> semi-mature	
Aesthetic Rating ³⁰ : <input type="checkbox"/> A <input type="checkbox"/> B <input checked="" type="checkbox"/> C <input type="checkbox"/> D <input type="checkbox"/> F			<input checked="" type="checkbox"/> mature <input type="checkbox"/> over-mature/senescent	
Overall Grade: <input type="checkbox"/> A <input type="checkbox"/> B <input type="checkbox"/> C <input checked="" type="checkbox"/> D <input type="checkbox"/> F			Heritage Tree: <input checked="" type="checkbox"/> No <input type="checkbox"/> Yes	
CANOPY CHARACTERISTICS			TREE HEALTH	
	Dripline Radius (Feet)	Canopy to Grade (Feet)	Wound Wood Development:	Excellent <input type="checkbox"/> Average <input checked="" type="checkbox"/> Poor <input type="checkbox"/> None <input type="checkbox"/>
N	32		Foliage Density:	<input checked="" type="checkbox"/> Normal <input type="checkbox"/> Sparse
NE			Weak crotches:	<input checked="" type="checkbox"/> No <input type="checkbox"/> Yes
E	10		Oak Pit Scale:	<input checked="" type="checkbox"/> No <input type="checkbox"/> Yes
SE			Mainstem dieback:	<input type="checkbox"/> No <input checked="" type="checkbox"/> Yes
S	0		Exposed Roots:	<input checked="" type="checkbox"/> No <input type="checkbox"/> Yes
SW			Epicormic growth:	<input checked="" type="checkbox"/> No <input type="checkbox"/> Yes
W	10		Shading Out:	<input type="checkbox"/> No <input checked="" type="checkbox"/> Yes
NW			Cavities: <input type="checkbox"/> None	<input checked="" type="checkbox"/> Trunk <input type="checkbox"/> Branch
CANOPY SPREAD (FEET): 32			Exfoliating Bark:	<input type="checkbox"/> No <input checked="" type="checkbox"/> Yes
PROPOSED ACTIONS			Water Pocket(s):	<input checked="" type="checkbox"/> No <input type="checkbox"/> Yes
Monitor for Progress: <input type="checkbox"/> Yes <input type="checkbox"/> No			Mechanical Damage:	<input type="checkbox"/> Trunk <input type="checkbox"/> Branch <input checked="" type="checkbox"/> None
Treat Infestations: <input type="checkbox"/> Yes <input type="checkbox"/> No			Canker/Galls:	<input checked="" type="checkbox"/> No <input type="checkbox"/> Yes
Remove Deadwood: <input type="checkbox"/> Yes <input type="checkbox"/> No			Fungus:	<input checked="" type="checkbox"/> No <input type="checkbox"/> Yes
Support Structure: <input type="checkbox"/> Yes <input type="checkbox"/> No			Vigor:	<input type="checkbox"/> Excellent <input type="checkbox"/> Average <input checked="" type="checkbox"/> Fair <input type="checkbox"/> Poor
IMPACTS & MITIGATIONS			Twig/ Branch Dieback:	<input type="checkbox"/> None <input type="checkbox"/> Minor <input checked="" type="checkbox"/> Moderate <input type="checkbox"/> Extensive
In Impacted Area: <input type="checkbox"/> Yes <input type="checkbox"/> No n/a			Leaf Size:	<input checked="" type="checkbox"/> Normal <input type="checkbox"/> Small
Proposed Land Use: n/a			Heart Rot:	<input type="checkbox"/> No <input checked="" type="checkbox"/> Yes
Impacts: n/a			Insects:	<input type="checkbox"/> Minor <input type="checkbox"/> Moderate <input checked="" type="checkbox"/> Extensive <input type="checkbox"/> None
Mitigations: n/a			Exudations:	<input type="checkbox"/> No <input checked="" type="checkbox"/> Yes

Comments & Notes: poison oak surrounding tree; lenas N; tagged on W side; extensive bark beetles

²⁸ Health: A =Outstanding; B = Above Average; C = Average; D = Below Average; F = Dead

²⁹ Decurrent = Lacking Strong Central Leader. Excurrent = Strong Central Leader.

³⁰ Aesthetic (compared to standard tree of same species) : A = nearly symmetrical, healthy tree – F = Dead

Trunk dbh must be 4" to be included – cumulative diameters. *Juglans nigra*; *Platanus racemosa*; *Umbellularia californica*; native *Quercus sp.* Except scrub oaks not protected.

Survey Date: 4/5/11

Tree Number: 211

GENERAL CHARACTERISTICS				
Species: <input type="checkbox"/> <i>Q. agrifolia</i> <input type="checkbox"/> <i>Q. lobata</i>			Health Rating ³¹ : <input type="checkbox"/> A <input type="checkbox"/> B <input type="checkbox"/> C <input checked="" type="checkbox"/> D <input type="checkbox"/> F	
<input type="checkbox"/> <i>Ca. Sycamore</i> <input type="checkbox"/> <i>Ca. Bay</i> <input checked="" type="checkbox"/> <i>Ca. Black Walnut</i>			Form: <input type="checkbox"/> symmetric <input type="checkbox"/> minor asymmetry	
Trunk Count: 2 Height (ft.): 35			<input checked="" type="checkbox"/> major asymmetry <input type="checkbox"/> stump sprout	
Trunk DBH (in.): 12, 4			<input type="checkbox"/> stag-head	
Percent Canopy Cover: 70%			Crown Class ³² : <input checked="" type="checkbox"/> Decurrent <input type="checkbox"/> Excurrent	
Existing Terrain: <input type="checkbox"/> Flat <input checked="" type="checkbox"/> Slope			Age Class: <input type="checkbox"/> immature <input type="checkbox"/> semi-mature	
Aesthetic Rating ³³ : <input type="checkbox"/> A <input type="checkbox"/> B <input type="checkbox"/> C <input checked="" type="checkbox"/> D <input type="checkbox"/> F			<input checked="" type="checkbox"/> mature <input type="checkbox"/> over-mature/senescent	
Overall Grade: <input type="checkbox"/> A <input type="checkbox"/> B <input type="checkbox"/> C <input checked="" type="checkbox"/> D <input type="checkbox"/> F			Heritage Tree: <input checked="" type="checkbox"/> No <input type="checkbox"/> Yes	
CANOPY CHARACTERISTICS			TREE HEALTH	
	Dripline Radius (Feet)	Canopy to Grade (Feet)	Wound Wood Development:	Excellent <input type="checkbox"/> Average <input checked="" type="checkbox"/> Poor <input type="checkbox"/> None <input type="checkbox"/>
N	27		Foliage Density:	<input type="checkbox"/> Normal <input checked="" type="checkbox"/> Sparse
NE			Weak crotches:	<input checked="" type="checkbox"/> No <input type="checkbox"/> Yes
E	10		Oak Pit Scale:	<input checked="" type="checkbox"/> No <input type="checkbox"/> Yes
SE			Mainstem dieback:	<input type="checkbox"/> No <input checked="" type="checkbox"/> Yes
S	4		Exposed Roots:	<input checked="" type="checkbox"/> No <input type="checkbox"/> Yes
SW			Epicormic growth:	<input type="checkbox"/> No <input checked="" type="checkbox"/> Yes
W	6		Shading Out:	<input type="checkbox"/> No <input checked="" type="checkbox"/> Yes
NW			Cavities: <input checked="" type="checkbox"/> None	<input type="checkbox"/> Trunk <input type="checkbox"/> Branch
			Exfoliating Bark:	<input checked="" type="checkbox"/> No <input type="checkbox"/> Yes
CANOPY SPREAD (FEET): 31			Water Pocket(s):	<input checked="" type="checkbox"/> No <input type="checkbox"/> Yes
PROPOSED ACTIONS			Mechanical Damage:	
Monitor for Progress: <input type="checkbox"/> Yes <input type="checkbox"/> No			<input type="checkbox"/> Trunk <input type="checkbox"/> Branch <input checked="" type="checkbox"/> None	
Treat Infestations: <input type="checkbox"/> Yes <input type="checkbox"/> No			Canker/Galls: <input type="checkbox"/> No <input checked="" type="checkbox"/> Yes	
Remove Deadwood: <input type="checkbox"/> Yes <input type="checkbox"/> No			Fungus: <input type="checkbox"/> No <input checked="" type="checkbox"/> Yes	
Support Structure: <input type="checkbox"/> Yes <input type="checkbox"/> No			Vigor: <input type="checkbox"/> Excellent <input type="checkbox"/> Average <input checked="" type="checkbox"/> Fair <input type="checkbox"/> Poor	
IMPACTS & MITIGATIONS			Twig/ Branch Dieback:	
In Impacted Area: <input type="checkbox"/> Yes <input type="checkbox"/> No n/a			<input type="checkbox"/> None <input type="checkbox"/> Minor <input checked="" type="checkbox"/> Moderate <input type="checkbox"/> Extensive	
Proposed Land Use: n/a			Leaf Size: <input checked="" type="checkbox"/> Normal <input type="checkbox"/> Small	
Impacts: n/a			Heart Rot: <input type="checkbox"/> No <input checked="" type="checkbox"/> Yes	
Mitigations: n/a			Insects: <input type="checkbox"/> Minor <input checked="" type="checkbox"/> Moderate <input type="checkbox"/> Extensive <input type="checkbox"/> None	
			Exudations: <input checked="" type="checkbox"/> No <input type="checkbox"/> Yes	

Comments & Notes: leaning to N; poison oaks surrounding; broken scaffold branches; dead upper canopy

³¹ Health: A =Outstanding; B = Above Average; C = Average; D = Below Average; F = Dead

³² Decurrent = Lacking Strong Central Leader. Excurrent = Strong Central Leader.

³³ Aesthetic (compared to standard tree of same species) : A = nearly symmetrical, healthy tree – F = Dead

Trunk dbh must be 4" to be included – cumulative diameters. *Juglans nigra*; *Platanus racemosa*; *Umbellularia californica*; native *Quercus sp.* Except scrub oaks not protected.

TREE FIELD DATA WORKSHEET (City of L.A.)

LDC Project No. 10003-001

Survey Date: 4/5/11

Tree Number: 212

GENERAL CHARACTERISTICS			TREE HEALTH		
Species: <input checked="" type="checkbox"/> <i>Q. agrifolia</i> <input type="checkbox"/> <i>Q. lobata</i>			Health Rating ³⁴ : <input type="checkbox"/> A <input type="checkbox"/> B <input checked="" type="checkbox"/> C <input type="checkbox"/> D <input type="checkbox"/> F		
<input type="checkbox"/> <i>Ca. Sycamore</i> <input type="checkbox"/> <i>Ca. Bay</i> <input type="checkbox"/> <i>Ca. Black Walnut</i>			Form: <input checked="" type="checkbox"/> symmetric <input type="checkbox"/> minor asymmetry		
Trunk Count: 2 Height (ft.): 20			<input type="checkbox"/> major asymmetry <input type="checkbox"/> stump sprout		
Trunk DBH (in.): 4, 4.5			<input type="checkbox"/> stag-head		
Percent Canopy Cover: 80%			Crown Class ³⁵ : <input checked="" type="checkbox"/> Decurrent <input type="checkbox"/> Excurrent		
Existing Terrain: <input type="checkbox"/> Flat <input checked="" type="checkbox"/> Slope			Age Class: <input type="checkbox"/> immature <input checked="" type="checkbox"/> semi-mature		
Aesthetic Rating ³⁶ : <input type="checkbox"/> A <input checked="" type="checkbox"/> B <input type="checkbox"/> C <input type="checkbox"/> D <input type="checkbox"/> F			<input type="checkbox"/> mature <input type="checkbox"/> over-mature/senescent		
Overall Grade: <input type="checkbox"/> A <input type="checkbox"/> B <input checked="" type="checkbox"/> C <input type="checkbox"/> D <input type="checkbox"/> F			Heritage Tree: <input checked="" type="checkbox"/> No <input type="checkbox"/> Yes		
CANOPY CHARACTERISTICS			TREE HEALTH		
	Dripline Radius (Feet)	Canopy to Grade (Feet)	Wound Wood Development:	Excellent <input type="checkbox"/> Average <input checked="" type="checkbox"/>	Poor <input type="checkbox"/> None <input type="checkbox"/>
N	14		Foliage Density:	<input checked="" type="checkbox"/> Normal <input type="checkbox"/> Sparse	
NE			Weak crotches:	<input checked="" type="checkbox"/> No <input type="checkbox"/> Yes	
E	10		Oak Pit Scale:	<input checked="" type="checkbox"/> No <input type="checkbox"/> Yes	
SE			Mainstem dieback:	<input checked="" type="checkbox"/> No <input type="checkbox"/> Yes	
S	10		Exposed Roots:	<input checked="" type="checkbox"/> No <input type="checkbox"/> Yes	
SW			Epicormic growth:	<input checked="" type="checkbox"/> No <input type="checkbox"/> Yes	
W	14		Shading Out:	<input type="checkbox"/> No <input checked="" type="checkbox"/> Yes	
NW			Cavities: <input checked="" type="checkbox"/> None	<input type="checkbox"/> Trunk <input type="checkbox"/> Branch	
			Exfoliating Bark:	<input checked="" type="checkbox"/> No <input type="checkbox"/> Yes	
CANOPY SPREAD (FEET): 24			Water Pocket(s):	<input checked="" type="checkbox"/> No <input type="checkbox"/> Yes	
PROPOSED ACTIONS			Mechanical Damage:	<input type="checkbox"/> Trunk <input type="checkbox"/> Branch	<input checked="" type="checkbox"/> None
Monitor for Progress:	<input type="checkbox"/> Yes <input type="checkbox"/> No		Canker/Galls:	<input checked="" type="checkbox"/> No <input type="checkbox"/> Yes	
Treat Infestations:	<input type="checkbox"/> Yes <input type="checkbox"/> No		Fungus:	<input checked="" type="checkbox"/> No <input type="checkbox"/> Yes	
Remove Deadwood:	<input type="checkbox"/> Yes <input type="checkbox"/> No		Vigor:	<input type="checkbox"/> Excellent <input checked="" type="checkbox"/> Average	<input type="checkbox"/> Fair <input type="checkbox"/> Poor
Support Structure:	<input type="checkbox"/> Yes <input type="checkbox"/> No		Twig/ Branch Dieback:	<input type="checkbox"/> None <input checked="" type="checkbox"/> Minor	<input type="checkbox"/> Moderate <input type="checkbox"/> Extensive
IMPACTS & MITIGATIONS			Leaf Size:	<input checked="" type="checkbox"/> Normal <input type="checkbox"/> Small	
In Impacted Area:	<input type="checkbox"/> Yes <input type="checkbox"/> No n/a		Heart Rot:	<input checked="" type="checkbox"/> No <input type="checkbox"/> Yes	
Proposed Land Use:	n/a		Insects:	<input checked="" type="checkbox"/> Minor <input type="checkbox"/> Moderate	<input type="checkbox"/> Extensive <input type="checkbox"/> None
Impacts:	n/a		Exudations:	<input checked="" type="checkbox"/> No <input type="checkbox"/> Yes	
Mitigations:	n/a				

Comments & Notes: canopy estimated due to poison oak; leaf disease; poison oak & periwinkle surrounding base

³⁴ Health: A =Outstanding; B = Above Average; C = Average; D = Below Average; F = Dead

³⁵ Decurrent = Lacking Strong Central Leader. Excurrent = Strong Central Leader.

³⁶ Aesthetic (compared to standard tree of same species) : A = nearly symmetrical, healthy tree – F = Dead

Trunk dbh must be 4" to be included – cumulative diameters. *Juglans nigra*; *Platanus racemosa*; *Umbellularia californica*; native *Quercus sp.* Except scrub oaks not protected.

Survey Date: 4/5/11

Tree Number: 213

GENERAL CHARACTERISTICS				
Species: <input type="checkbox"/> <i>Q. agrifolia</i> <input type="checkbox"/> <i>Q. lobata</i>			Health Rating ³⁷ : <input type="checkbox"/> A <input type="checkbox"/> B <input type="checkbox"/> C <input checked="" type="checkbox"/> D <input type="checkbox"/> F	
<input type="checkbox"/> <i>Ca. Sycamore</i> <input type="checkbox"/> <i>Ca. Bay</i> <input checked="" type="checkbox"/> <i>Ca. Black Walnut</i>			Form: <input type="checkbox"/> symmetric <input type="checkbox"/> minor asymmetry	
Trunk Count: 2 Height (ft.): 30			<input checked="" type="checkbox"/> major asymmetry <input type="checkbox"/> stump sprout	
Trunk DBH (in.): 6.5, 4			<input type="checkbox"/> stag-head	
Percent Canopy Cover: 40%			Crown Class ³⁸ : <input checked="" type="checkbox"/> Decurrent <input type="checkbox"/> Excurrent	
Existing Terrain: <input type="checkbox"/> Flat <input checked="" type="checkbox"/> Slope			Age Class: <input type="checkbox"/> immature <input type="checkbox"/> semi-mature	
Aesthetic Rating ³⁹ : <input type="checkbox"/> A <input type="checkbox"/> B <input type="checkbox"/> C <input checked="" type="checkbox"/> D <input type="checkbox"/> F			<input checked="" type="checkbox"/> mature <input type="checkbox"/> over-mature/senescent	
Overall Grade: <input type="checkbox"/> A <input type="checkbox"/> B <input type="checkbox"/> C <input checked="" type="checkbox"/> D <input type="checkbox"/> F			Heritage Tree: <input checked="" type="checkbox"/> No <input type="checkbox"/> Yes	
CANOPY CHARACTERISTICS			TREE HEALTH	
	Dripline Radius (Feet)	Canopy to Grade (Feet)	Wound Wood Development:	Excellent <input type="checkbox"/> Average <input type="checkbox"/> Poor <input checked="" type="checkbox"/> None <input type="checkbox"/>
N	22		Foliage Density:	<input type="checkbox"/> Normal <input checked="" type="checkbox"/> Sparse
NE			Weak crotches:	<input type="checkbox"/> No <input checked="" type="checkbox"/> Yes
E	14		Oak Pit Scale:	<input checked="" type="checkbox"/> No <input type="checkbox"/> Yes
SE			Mainstem dieback:	<input type="checkbox"/> No <input checked="" type="checkbox"/> Yes
S	10		Exposed Roots:	<input checked="" type="checkbox"/> No <input type="checkbox"/> Yes
SW			Epicormic growth:	<input type="checkbox"/> No <input checked="" type="checkbox"/> Yes
W	6		Shading Out:	<input type="checkbox"/> No <input checked="" type="checkbox"/> Yes
NW			Cavities: <input type="checkbox"/> None <input checked="" type="checkbox"/> Trunk <input checked="" type="checkbox"/> Branch	
CANOPY SPREAD (FEET): 32			Exfoliating Bark:	<input checked="" type="checkbox"/> No <input type="checkbox"/> Yes
PROPOSED ACTIONS			Water Pocket(s):	<input type="checkbox"/> No <input checked="" type="checkbox"/> Yes
Monitor for Progress: <input type="checkbox"/> Yes <input type="checkbox"/> No			Mechanical Damage:	<input type="checkbox"/> Trunk <input type="checkbox"/> Branch <input checked="" type="checkbox"/> None
Treat Infestations: <input type="checkbox"/> Yes <input type="checkbox"/> No			Canker/Galls:	<input type="checkbox"/> No <input checked="" type="checkbox"/> Yes
Remove Deadwood: <input type="checkbox"/> Yes <input type="checkbox"/> No			Fungus:	<input type="checkbox"/> No <input checked="" type="checkbox"/> Yes
Support Structure: <input type="checkbox"/> Yes <input type="checkbox"/> No			Vigor:	<input type="checkbox"/> Excellent <input type="checkbox"/> Average <input type="checkbox"/> Fair <input checked="" type="checkbox"/> Poor
IMPACTS & MITIGATIONS			Twig/ Branch Dieback:	<input type="checkbox"/> None <input type="checkbox"/> Minor <input checked="" type="checkbox"/> Moderate <input type="checkbox"/> Extensive
In Impacted Area: <input type="checkbox"/> Yes <input type="checkbox"/> No n/a			Leaf Size:	<input checked="" type="checkbox"/> Normal <input type="checkbox"/> Small
Proposed Land Use: n/a			Heart Rot:	<input type="checkbox"/> No <input checked="" type="checkbox"/> Yes
Impacts: n/a			Insects:	<input type="checkbox"/> Minor <input checked="" type="checkbox"/> Moderate <input type="checkbox"/> Extensive <input type="checkbox"/> None
Mitigations: n/a			Exudations:	<input checked="" type="checkbox"/> No <input type="checkbox"/> Yes

Comments & Notes: canopy estimated due to poison oak ; poison oak & periwinkle surrounding base

³⁷ Health: A =Outstanding; B = Above Average; C = Average; D = Below Average; F = Dead

³⁸ Decurrent = Lacking Strong Central Leader. Excurrent = Strong Central Leader.

³⁹ Aesthetic (compared to standard tree of same species) : A = nearly symmetrical, healthy tree – F = Dead

Trunk dbh must be 4" to be included – cumulative diameters. *Juglans nigra*; *Platanus racemosa*; *Umbellularia californica*; native *Quercus sp.* Except scrub oaks not protected.

Survey Date: 4/5/11

Tree Number: 214

GENERAL CHARACTERISTICS				
Species: <input type="checkbox"/> <i>Q. agrifolia</i> <input type="checkbox"/> <i>Q. lobata</i>			Health Rating ⁴⁰ : <input type="checkbox"/> A <input type="checkbox"/> B <input checked="" type="checkbox"/> C <input type="checkbox"/> D <input type="checkbox"/> F	
<input type="checkbox"/> <i>Ca. Sycamore</i> <input type="checkbox"/> <i>Ca. Bay</i> <input checked="" type="checkbox"/> <i>Ca. Black Walnut</i>			Form: <input type="checkbox"/> symmetric <input type="checkbox"/> minor asymmetry	
Trunk Count: 2 Height (ft.): 18			<input checked="" type="checkbox"/> major asymmetry <input type="checkbox"/> stump sprout	
Trunk DBH (in.): 6.5, 5.5			<input type="checkbox"/> stag-head	
Percent Canopy Cover: 70%			Crown Class ⁴¹ : <input checked="" type="checkbox"/> Decurrent <input type="checkbox"/> Excurrent	
Existing Terrain: <input type="checkbox"/> Flat <input checked="" type="checkbox"/> Slope			Age Class: <input type="checkbox"/> immature <input checked="" type="checkbox"/> semi-mature	
Aesthetic Rating ⁴² : <input type="checkbox"/> A <input type="checkbox"/> B <input checked="" type="checkbox"/> C <input type="checkbox"/> D <input type="checkbox"/> F			<input type="checkbox"/> mature <input type="checkbox"/> over-mature/senescent	
Overall Grade: <input type="checkbox"/> A <input type="checkbox"/> B <input checked="" type="checkbox"/> C <input type="checkbox"/> D <input type="checkbox"/> F			Heritage Tree: <input checked="" type="checkbox"/> No <input type="checkbox"/> Yes	
CANOPY CHARACTERISTICS			TREE HEALTH	
	Dripline Radius (Feet)	Canopy to Grade (Feet)	Wound Wood Development:	Excellent <input type="checkbox"/> Average <input checked="" type="checkbox"/> Poor <input type="checkbox"/> None <input type="checkbox"/>
N	17		Foliage Density:	<input checked="" type="checkbox"/> Normal <input type="checkbox"/> Sparse
NE			Weak crotches:	<input type="checkbox"/> No <input checked="" type="checkbox"/> Yes
E	8		Oak Pit Scale:	<input checked="" type="checkbox"/> No <input type="checkbox"/> Yes
SE			Mainstem dieback:	<input type="checkbox"/> No <input checked="" type="checkbox"/> Yes
S	15		Exposed Roots:	<input checked="" type="checkbox"/> No <input type="checkbox"/> Yes
SW			Epicormic growth:	<input checked="" type="checkbox"/> No <input type="checkbox"/> Yes
W	18		Shading Out:	<input type="checkbox"/> No <input checked="" type="checkbox"/> Yes
NW			Cavities: <input type="checkbox"/> None <input checked="" type="checkbox"/> Trunk <input checked="" type="checkbox"/> Branch	
			Exfoliating Bark:	<input checked="" type="checkbox"/> No <input type="checkbox"/> Yes
CANOPY SPREAD (FEET): 32			Water Pocket(s):	<input checked="" type="checkbox"/> No <input type="checkbox"/> Yes
PROPOSED ACTIONS			Mechanical Damage: <input type="checkbox"/> Trunk <input type="checkbox"/> Branch <input checked="" type="checkbox"/> None	
Monitor for Progress: <input type="checkbox"/> Yes <input type="checkbox"/> No			Canker/Galls: <input type="checkbox"/> No <input checked="" type="checkbox"/> Yes	
Treat Infestations: <input type="checkbox"/> Yes <input type="checkbox"/> No			Fungus: <input type="checkbox"/> No <input checked="" type="checkbox"/> Yes	
Remove Deadwood: <input type="checkbox"/> Yes <input type="checkbox"/> No			Vigor: <input type="checkbox"/> Excellent <input checked="" type="checkbox"/> Average <input type="checkbox"/> Fair <input type="checkbox"/> Poor	
Support Structure: <input type="checkbox"/> Yes <input type="checkbox"/> No			Twig/ Branch Dieback: <input type="checkbox"/> None <input type="checkbox"/> Minor <input checked="" type="checkbox"/> Moderate <input type="checkbox"/> Extensive	
IMPACTS & MITIGATIONS			Leaf Size: <input checked="" type="checkbox"/> Normal <input type="checkbox"/> Small	
In Impacted Area: <input type="checkbox"/> Yes <input type="checkbox"/> No n/a			Heart Rot: <input type="checkbox"/> No <input checked="" type="checkbox"/> Yes	
Proposed Land Use: n/a			Insects: <input checked="" type="checkbox"/> Minor <input type="checkbox"/> Moderate <input type="checkbox"/> Extensive <input type="checkbox"/> None	
Impacts: n/a			Exudations: <input checked="" type="checkbox"/> No <input type="checkbox"/> Yes	
Mitigations: n/a				

Comments & Notes: canopy estimated due to poison oak; shaded out by elderberry to east; tag on east; broken branches; cavity at trunk split

⁴⁰ Health: A =Outstanding; B = Above Average; C = Average; D = Below Average; F = Dead

⁴¹ Decurrent = Lacking Strong Central Leader. Excurrent = Strong Central Leader.

⁴² Aesthetic (compared to standard tree of same species) : A = nearly symmetrical, healthy tree – F = Dead

Trunk dbh must be 4" to be included – cumulative diameters. *Juglans nigra*; *Platanus racemosa*; *Umbellularia californica*; native *Quercus sp.* Except scrub oaks not protected.

Survey Date: 4/5/11

Tree Number: 215 (not tagged)

GENERAL CHARACTERISTICS				
Species: <input type="checkbox"/> <i>Q. agrifolia</i> <input type="checkbox"/> <i>Q. lobata</i>			Health Rating ⁴³ : <input type="checkbox"/> A <input type="checkbox"/> B <input type="checkbox"/> C <input checked="" type="checkbox"/> D <input type="checkbox"/> F	
<input type="checkbox"/> <i>Ca. Sycamore</i> <input type="checkbox"/> <i>Ca. Bay</i> <input checked="" type="checkbox"/> <i>Ca. Black Walnut</i>			Form: <input type="checkbox"/> symmetric <input type="checkbox"/> minor asymmetry	
Trunk Count: 2 Height (ft.): 20			<input checked="" type="checkbox"/> major asymmetry <input type="checkbox"/> stump sprout	
Trunk DBH (in.): 3.5, 4			<input type="checkbox"/> stag-head	
Percent Canopy Cover: 25%			Crown Class ⁴⁴ : <input checked="" type="checkbox"/> Decurrent <input type="checkbox"/> Excurrent	
Existing Terrain: <input type="checkbox"/> Flat <input checked="" type="checkbox"/> Slope			Age Class: <input type="checkbox"/> immature <input checked="" type="checkbox"/> semi-mature	
Aesthetic Rating ⁴⁵ : <input type="checkbox"/> A <input type="checkbox"/> B <input type="checkbox"/> C <input checked="" type="checkbox"/> D <input type="checkbox"/> F			<input type="checkbox"/> mature <input type="checkbox"/> over-mature/senescent	
Overall Grade: <input type="checkbox"/> A <input type="checkbox"/> B <input type="checkbox"/> C <input checked="" type="checkbox"/> D <input type="checkbox"/> F			Heritage Tree: <input checked="" type="checkbox"/> No <input type="checkbox"/> Yes	
CANOPY CHARACTERISTICS			TREE HEALTH	
	Dripline Radius (Feet)	Canopy to Grade (Feet)	Wound Wood Development:	Excellent <input type="checkbox"/> Average <input type="checkbox"/> Poor <input checked="" type="checkbox"/> None <input type="checkbox"/>
N	0		Foliage Density:	<input type="checkbox"/> Normal <input checked="" type="checkbox"/> Sparse
NE			Weak crotches:	<input type="checkbox"/> No <input checked="" type="checkbox"/> Yes
E	13		Oak Pit Scale:	<input checked="" type="checkbox"/> No <input type="checkbox"/> Yes
SE			Mainstem dieback:	<input type="checkbox"/> No <input checked="" type="checkbox"/> Yes
S	0		Exposed Roots:	<input checked="" type="checkbox"/> No <input type="checkbox"/> Yes
SW			Epicormic growth:	<input type="checkbox"/> No <input checked="" type="checkbox"/> Yes
W	0		Shading Out:	<input checked="" type="checkbox"/> No <input type="checkbox"/> Yes
NW			Cavities: <input type="checkbox"/> None <input type="checkbox"/> Trunk <input type="checkbox"/> Branch	
CANOPY SPREAD (FEET): 13			Exfoliating Bark:	<input checked="" type="checkbox"/> No <input type="checkbox"/> Yes
PROPOSED ACTIONS			Water Pocket(s):	<input checked="" type="checkbox"/> No <input type="checkbox"/> Yes
Monitor for Progress: <input type="checkbox"/> Yes <input type="checkbox"/> No			Mechanical Damage:	<input type="checkbox"/> Trunk <input type="checkbox"/> Branch <input checked="" type="checkbox"/> None
Treat Infestations: <input type="checkbox"/> Yes <input type="checkbox"/> No			Canker/Galls:	<input type="checkbox"/> No <input checked="" type="checkbox"/> Yes
Remove Deadwood: <input type="checkbox"/> Yes <input type="checkbox"/> No			Fungus:	<input type="checkbox"/> No <input checked="" type="checkbox"/> Yes
Support Structure: <input type="checkbox"/> Yes <input type="checkbox"/> No			Vigor:	<input type="checkbox"/> Excellent <input type="checkbox"/> Average <input type="checkbox"/> Fair <input checked="" type="checkbox"/> Poor
IMPACTS & MITIGATIONS			Twig/ Branch Dieback:	<input type="checkbox"/> None <input type="checkbox"/> Minor <input type="checkbox"/> Moderate <input checked="" type="checkbox"/> Extensive
In Impacted Area: <input type="checkbox"/> Yes <input type="checkbox"/> No n/a			Leaf Size:	<input type="checkbox"/> Normal <input checked="" type="checkbox"/> Small
Proposed Land Use: n/a			Heart Rot:	<input type="checkbox"/> No <input checked="" type="checkbox"/> Yes
Impacts: n/a			Insects:	<input type="checkbox"/> Minor <input type="checkbox"/> Moderate <input checked="" type="checkbox"/> Extensive <input type="checkbox"/> None
Mitigations: n/a			Exudations:	<input checked="" type="checkbox"/> No <input type="checkbox"/> Yes

Comments & Notes: canopy estimated due to poison oak; 4" trunk dead

⁴³ Health: A =Outstanding; B = Above Average; C = Average; D = Below Average; F = Dead

⁴⁴ Decurrent = Lacking Strong Central Leader. Excurrent = Strong Central Leader.

⁴⁵ Aesthetic (compared to standard tree of same species) : A = nearly symmetrical, healthy tree – F = Dead

Trunk dbh must be 4" to be included – cumulative diameters. *Juglans nigra*; *Platanus racemosa*; *Umbellularia californica*; native *Quercus sp.* Except scrub oaks not protected.

TREE FIELD DATA WORKSHEET (City of L.A.)

LDC Project No. 10003-001

Survey Date: 4/5/11

Tree Number: 216

GENERAL CHARACTERISTICS			TREE HEALTH		
Species: <input type="checkbox"/> <i>Q. agrifolia</i> <input type="checkbox"/> <i>Q. lobata</i>			Health Rating ⁴⁶ : <input type="checkbox"/> A <input type="checkbox"/> B <input type="checkbox"/> C <input checked="" type="checkbox"/> D <input type="checkbox"/> F		
<input type="checkbox"/> <i>Ca. Sycamore</i> <input type="checkbox"/> <i>Ca. Bay</i> <input checked="" type="checkbox"/> <i>Ca. Black Walnut</i>			Form: <input type="checkbox"/> symmetric <input type="checkbox"/> minor asymmetry		
Trunk Count: 1 Height (ft.): 15			<input checked="" type="checkbox"/> major asymmetry <input type="checkbox"/> stump sprout		
Trunk DBH (in.): 6			<input type="checkbox"/> stag-head		
Percent Canopy Cover: 40%			Crown Class ⁴⁷ : <input checked="" type="checkbox"/> Decurrent <input type="checkbox"/> Excurrent		
Existing Terrain: <input type="checkbox"/> Flat <input checked="" type="checkbox"/> Slope			Age Class: <input type="checkbox"/> immature <input checked="" type="checkbox"/> semi-mature		
Aesthetic Rating ⁴⁸ : <input type="checkbox"/> A <input type="checkbox"/> B <input type="checkbox"/> C <input checked="" type="checkbox"/> D <input type="checkbox"/> F			<input type="checkbox"/> mature <input type="checkbox"/> over-mature/senescent		
Overall Grade: <input type="checkbox"/> A <input type="checkbox"/> B <input type="checkbox"/> C <input checked="" type="checkbox"/> D <input type="checkbox"/> F			Heritage Tree: <input checked="" type="checkbox"/> No <input type="checkbox"/> Yes		
CANOPY CHARACTERISTICS			TREE HEALTH		
	Dripline Radius (Feet)	Canopy to Grade (Feet)	Wound Wood Development:	Excellent <input type="checkbox"/> Average <input type="checkbox"/>	Poor <input checked="" type="checkbox"/> None <input type="checkbox"/>
N	18		Foliage Density:	<input checked="" type="checkbox"/> Normal <input type="checkbox"/> Sparse	
NE			Weak crotches:	<input type="checkbox"/> No <input checked="" type="checkbox"/> Yes	
E	0		Oak Pit Scale:	<input checked="" type="checkbox"/> No <input type="checkbox"/> Yes	
SE			Mainstem dieback:	<input type="checkbox"/> No <input checked="" type="checkbox"/> Yes	
S	0		Exposed Roots:	<input checked="" type="checkbox"/> No <input type="checkbox"/> Yes	
SW			Epicormic growth:	<input type="checkbox"/> No <input checked="" type="checkbox"/> Yes	
W	6		Shading Out:	<input type="checkbox"/> No <input checked="" type="checkbox"/> Yes	
NW			Cavities: <input type="checkbox"/> None	<input checked="" type="checkbox"/> Trunk <input checked="" type="checkbox"/> Branch	
CANOPY SPREAD (FEET): 18			Exfoliating Bark:	<input checked="" type="checkbox"/> No <input type="checkbox"/> Yes	
PROPOSED ACTIONS			Water Pocket(s):	<input type="checkbox"/> No <input checked="" type="checkbox"/> Yes	
Monitor for Progress: <input type="checkbox"/> Yes <input type="checkbox"/> No			Mechanical Damage:	<input type="checkbox"/> Trunk <input type="checkbox"/> Branch	<input checked="" type="checkbox"/> None
Treat Infestations: <input type="checkbox"/> Yes <input type="checkbox"/> No			Canker/Galls:	<input type="checkbox"/> No <input checked="" type="checkbox"/> Yes	
Remove Deadwood: <input type="checkbox"/> Yes <input type="checkbox"/> No			Fungus:	<input type="checkbox"/> No <input checked="" type="checkbox"/> Yes	
Support Structure: <input type="checkbox"/> Yes <input type="checkbox"/> No			Vigor:	<input type="checkbox"/> Excellent <input type="checkbox"/> Average	<input checked="" type="checkbox"/> Fair <input type="checkbox"/> Poor
IMPACTS & MITIGATIONS			Twig/ Branch Dieback:	<input type="checkbox"/> None <input type="checkbox"/> Minor	<input checked="" type="checkbox"/> Moderate <input type="checkbox"/> Extensive
In Impacted Area: <input type="checkbox"/> Yes <input type="checkbox"/> No n/a			Leaf Size:	<input checked="" type="checkbox"/> Normal <input type="checkbox"/> Small	
Proposed Land Use: n/a			Heart Rot:	<input type="checkbox"/> No <input checked="" type="checkbox"/> Yes	
Impacts: n/a			Insects:	<input type="checkbox"/> Minor <input checked="" type="checkbox"/> Moderate	<input type="checkbox"/> Extensive <input type="checkbox"/> None
Mitigations: n/a			Exudations:	<input checked="" type="checkbox"/> No <input type="checkbox"/> Yes	

Comments & Notes: leans north; cavity at base on ease; tagged on ease side

⁴⁶ Health: A =Outstanding; B = Above Average; C = Average; D = Below Average; F = Dead

⁴⁷ Decurrent = Lacking Strong Central Leader. Excurrent = Strong Central Leader.

⁴⁸ Aesthetic (compared to standard tree of same species) : A = nearly symmetrical, healthy tree – F = Dead

Trunk dbh must be 4" to be included – cumulative diameters. *Juglans nigra*; *Platanus racemosa*; *Umbellularia californica*; native *Quercus sp.* Except scrub oaks not protected.

Survey Date: 4/5/11

Tree Number: 217

GENERAL CHARACTERISTICS				
Species: <input type="checkbox"/> <i>Q. agrifolia</i> <input type="checkbox"/> <i>Q. lobata</i>			Health Rating ⁴⁹ : <input type="checkbox"/> A <input type="checkbox"/> B <input type="checkbox"/> C <input checked="" type="checkbox"/> D <input type="checkbox"/> F	
<input type="checkbox"/> <i>Ca. Sycamore</i> <input type="checkbox"/> <i>Ca. Bay</i> <input checked="" type="checkbox"/> <i>Ca. Black Walnut</i>			Form: <input type="checkbox"/> symmetric <input type="checkbox"/> minor asymmetry	
Trunk Count: 1 Height (ft.): 18			<input checked="" type="checkbox"/> major asymmetry <input type="checkbox"/> stump sprout	
Trunk DBH (in.): 5			<input type="checkbox"/> stag-head	
Percent Canopy Cover: 45%			Crown Class ⁵⁰ : <input checked="" type="checkbox"/> Decurrent <input type="checkbox"/> Excurrent	
Existing Terrain: <input type="checkbox"/> Flat <input checked="" type="checkbox"/> Slope			Age Class: <input type="checkbox"/> immature <input checked="" type="checkbox"/> semi-mature	
Aesthetic Rating ⁵¹ : <input type="checkbox"/> A <input type="checkbox"/> B <input type="checkbox"/> C <input checked="" type="checkbox"/> D <input type="checkbox"/> F			<input type="checkbox"/> mature <input type="checkbox"/> over-mature/senescent	
Overall Grade: <input type="checkbox"/> A <input type="checkbox"/> B <input type="checkbox"/> C <input checked="" type="checkbox"/> D <input type="checkbox"/> F			Heritage Tree: <input checked="" type="checkbox"/> No <input type="checkbox"/> Yes	
CANOPY CHARACTERISTICS			TREE HEALTH	
	Dripline Radius (Feet)	Canopy to Grade (Feet)	Wound Wood Development:	Excellent <input type="checkbox"/> Average <input type="checkbox"/> Poor <input checked="" type="checkbox"/> None <input type="checkbox"/>
N	0		Foliage Density:	<input checked="" type="checkbox"/> Normal <input type="checkbox"/> Sparse
NE			Weak crotches:	<input type="checkbox"/> No <input checked="" type="checkbox"/> Yes
E	0		Oak Pit Scale:	<input checked="" type="checkbox"/> No <input type="checkbox"/> Yes
SE			Mainstem dieback:	<input type="checkbox"/> No <input checked="" type="checkbox"/> Yes
S	0		Exposed Roots:	<input checked="" type="checkbox"/> No <input type="checkbox"/> Yes
SW			Epicormic growth:	<input type="checkbox"/> No <input checked="" type="checkbox"/> Yes
W	13		Shading Out:	<input type="checkbox"/> No <input checked="" type="checkbox"/> Yes
NW	22		Cavities: <input type="checkbox"/> None <input checked="" type="checkbox"/> Trunk <input type="checkbox"/> Branch	
CANOPY SPREAD (FEET): 22			Exfoliating Bark:	<input checked="" type="checkbox"/> No <input type="checkbox"/> Yes
PROPOSED ACTIONS			Water Pocket(s):	<input type="checkbox"/> No <input checked="" type="checkbox"/> Yes
Monitor for Progress: <input type="checkbox"/> Yes <input type="checkbox"/> No			Mechanical Damage:	<input type="checkbox"/> Trunk <input type="checkbox"/> Branch <input checked="" type="checkbox"/> None
Treat Infestations: <input type="checkbox"/> Yes <input type="checkbox"/> No			Canker/Galls:	<input type="checkbox"/> No <input checked="" type="checkbox"/> Yes
Remove Deadwood: <input type="checkbox"/> Yes <input type="checkbox"/> No			Fungus:	<input type="checkbox"/> No <input checked="" type="checkbox"/> Yes
Support Structure: <input type="checkbox"/> Yes <input type="checkbox"/> No			Vigor:	<input type="checkbox"/> Excellent <input type="checkbox"/> Average <input checked="" type="checkbox"/> Fair <input type="checkbox"/> Poor
IMPACTS & MITIGATIONS			Twig/ Branch Dieback:	<input type="checkbox"/> None <input type="checkbox"/> Minor <input checked="" type="checkbox"/> Moderate <input type="checkbox"/> Extensive
In Impacted Area: <input type="checkbox"/> Yes <input type="checkbox"/> No n/a			Leaf Size:	<input checked="" type="checkbox"/> Normal <input type="checkbox"/> Small
Proposed Land Use: n/a			Heart Rot:	<input type="checkbox"/> No <input checked="" type="checkbox"/> Yes
Impacts: n/a			Insects:	<input type="checkbox"/> Minor <input checked="" type="checkbox"/> Moderate <input type="checkbox"/> Extensive <input type="checkbox"/> None
Mitigations: n/a			Exudations:	<input checked="" type="checkbox"/> No <input type="checkbox"/> Yes

Comments & Notes:

⁴⁹ Health: A =Outstanding; B = Above Average; C = Average; D = Below Average; F = Dead

⁵⁰ Decurrent = Lacking Strong Central Leader. Excurrent = Strong Central Leader.

⁵¹ Aesthetic (compared to standard tree of same species) : A = nearly symmetrical, healthy tree – F = Dead

Trunk dbh must be 4" to be included – cumulative diameters. *Juglans nigra*; *Platanus racemosa*; *Umbellularia californica*; native *Quercus sp.* Except scrub oaks not protected.

Survey Date: 4/5/11

Tree Number: 218

GENERAL CHARACTERISTICS				
Species: <input type="checkbox"/> <i>Q. agrifolia</i> <input type="checkbox"/> <i>Q. lobata</i>			Health Rating ⁵² : <input type="checkbox"/> A <input type="checkbox"/> B <input type="checkbox"/> C <input checked="" type="checkbox"/> D <input type="checkbox"/> F	
<input type="checkbox"/> <i>Ca. Sycamore</i> <input type="checkbox"/> <i>Ca. Bay</i> <input checked="" type="checkbox"/> <i>Ca. Black Walnut</i>			Form: <input type="checkbox"/> symmetric <input type="checkbox"/> minor asymmetry	
Trunk Count: 2 Height (ft.): 18			<input checked="" type="checkbox"/> major asymmetry <input type="checkbox"/> stump sprout	
Trunk DBH (in.): 4, 1			<input type="checkbox"/> stag-head	
Percent Canopy Cover: 40%			Crown Class ⁵³ : <input checked="" type="checkbox"/> Decurrent <input type="checkbox"/> Excurrent	
Existing Terrain: <input type="checkbox"/> Flat <input checked="" type="checkbox"/> Slope			Age Class: <input type="checkbox"/> immature <input checked="" type="checkbox"/> semi-mature	
Aesthetic Rating ⁵⁴ : <input type="checkbox"/> A <input type="checkbox"/> B <input type="checkbox"/> C <input checked="" type="checkbox"/> D <input type="checkbox"/> F			<input type="checkbox"/> mature <input type="checkbox"/> over-mature/senescent	
Overall Grade: <input type="checkbox"/> A <input type="checkbox"/> B <input type="checkbox"/> C <input checked="" type="checkbox"/> D <input type="checkbox"/> F			Heritage Tree: <input checked="" type="checkbox"/> No <input type="checkbox"/> Yes	
CANOPY CHARACTERISTICS			TREE HEALTH	
	Dripline Radius (Feet)	Canopy to Grade (Feet)	Wound Wood Development:	Excellent <input type="checkbox"/> Average <input type="checkbox"/> Poor <input checked="" type="checkbox"/> None <input type="checkbox"/>
N	4		Foliage Density:	<input type="checkbox"/> Normal <input checked="" type="checkbox"/> Sparse
NE			Weak crotches:	<input type="checkbox"/> No <input checked="" type="checkbox"/> Yes
E	4		Oak Pit Scale:	<input checked="" type="checkbox"/> No <input type="checkbox"/> Yes
SE			Mainstem dieback:	<input type="checkbox"/> No <input checked="" type="checkbox"/> Yes
S	0		Exposed Roots:	<input checked="" type="checkbox"/> No <input type="checkbox"/> Yes
SW			Epicormic growth:	<input type="checkbox"/> No <input checked="" type="checkbox"/> Yes
W	4		Shading Out:	<input type="checkbox"/> No <input checked="" type="checkbox"/> Yes
NW			Cavities: <input type="checkbox"/> None <input checked="" type="checkbox"/> Trunk <input type="checkbox"/> Branch	
			Exfoliating Bark:	<input type="checkbox"/> No <input checked="" type="checkbox"/> Yes
CANOPY SPREAD (FEET): 8			Water Pocket(s):	<input checked="" type="checkbox"/> No <input type="checkbox"/> Yes
PROPOSED ACTIONS			Mechanical Damage: <input type="checkbox"/> Trunk <input type="checkbox"/> Branch <input checked="" type="checkbox"/> None	
Monitor for Progress: <input type="checkbox"/> Yes <input type="checkbox"/> No			Canker/Galls: <input type="checkbox"/> No <input checked="" type="checkbox"/> Yes	
Treat Infestations: <input type="checkbox"/> Yes <input type="checkbox"/> No			Fungus: <input type="checkbox"/> No <input checked="" type="checkbox"/> Yes	
Remove Deadwood: <input type="checkbox"/> Yes <input type="checkbox"/> No			Vigor: <input type="checkbox"/> Excellent <input type="checkbox"/> Average <input type="checkbox"/> Fair <input checked="" type="checkbox"/> Poor	
Support Structure: <input type="checkbox"/> Yes <input type="checkbox"/> No			Twig/ Branch Dieback: <input type="checkbox"/> None <input type="checkbox"/> Minor <input type="checkbox"/> Moderate <input checked="" type="checkbox"/> Extensive	
IMPACTS & MITIGATIONS			Leaf Size: <input type="checkbox"/> Normal <input checked="" type="checkbox"/> Small	
In Impacted Area: <input type="checkbox"/> Yes <input type="checkbox"/> No n/a			Heart Rot: <input type="checkbox"/> No <input checked="" type="checkbox"/> Yes	
Proposed Land Use: n/a			Insects: <input type="checkbox"/> Minor <input checked="" type="checkbox"/> Moderate <input type="checkbox"/> Extensive <input type="checkbox"/> None	
Impacts: n/a			Exudations: <input checked="" type="checkbox"/> No <input type="checkbox"/> Yes	
Mitigations: n/a				

Comments & Notes: Trunk has lots of deadwood

⁵² Health: A =Outstanding; B = Above Average; C = Average; D = Below Average; F = Dead

⁵³ Decurrent = Lacking Strong Central Leader. Excurrent = Strong Central Leader.

⁵⁴ Aesthetic (compared to standard tree of same species) : A = nearly symmetrical, healthy tree – F = Dead

Trunk dbh must be 4" to be included – cumulative diameters. *Juglans nigra*; *Platanus racemosa*; *Umbellularia californica*; native *Quercus sp.* Except scrub oaks not protected.

TREE FIELD DATA WORKSHEET (City of L.A.)

LDC Project No. 10003-001

Survey Date: 4/5/11

Tree Number: 219

GENERAL CHARACTERISTICS				
Species: <input type="checkbox"/> <i>Q. agrifolia</i> <input type="checkbox"/> <i>Q. lobata</i>			Health Rating ⁵⁵ : <input type="checkbox"/> A <input type="checkbox"/> B <input type="checkbox"/> C <input checked="" type="checkbox"/> D <input type="checkbox"/> F	
<input type="checkbox"/> <i>Ca. Sycamore</i> <input type="checkbox"/> <i>Ca. Bay</i> <input checked="" type="checkbox"/> <i>Ca. Black Walnut</i>			Form: <input type="checkbox"/> symmetric <input checked="" type="checkbox"/> minor asymmetry	
Trunk Count: 1 Height (ft.): 18			<input type="checkbox"/> major asymmetry <input type="checkbox"/> stump sprout	
Trunk DBH (in.): 4.5			<input type="checkbox"/> stag-head	
Percent Canopy Cover: 50%			Crown Class ⁵⁶ : <input checked="" type="checkbox"/> Decurrent <input type="checkbox"/> Excurrent	
Existing Terrain: <input type="checkbox"/> Flat <input checked="" type="checkbox"/> Slope			Age Class: <input checked="" type="checkbox"/> immature <input checked="" type="checkbox"/> semi-mature	
Aesthetic Rating ⁵⁷ : <input type="checkbox"/> A <input type="checkbox"/> B <input type="checkbox"/> C <input checked="" type="checkbox"/> D <input type="checkbox"/> F			<input type="checkbox"/> mature <input type="checkbox"/> over-mature/senescent	
Overall Grade: <input type="checkbox"/> A <input type="checkbox"/> B <input type="checkbox"/> C <input checked="" type="checkbox"/> D <input type="checkbox"/> F			Heritage Tree: <input checked="" type="checkbox"/> No <input type="checkbox"/> Yes	
CANOPY CHARACTERISTICS			TREE HEALTH	
	Dripline Radius (Feet)	Canopy to Grade (Feet)	Wound Wood Development:	Excellent <input type="checkbox"/> Average <input checked="" type="checkbox"/> Poor <input type="checkbox"/> None <input type="checkbox"/>
N	20		Foliage Density:	<input checked="" type="checkbox"/> Normal <input type="checkbox"/> Sparse
NE			Weak crotches:	<input type="checkbox"/> No <input checked="" type="checkbox"/> Yes
E	6		Oak Pit Scale:	<input checked="" type="checkbox"/> No <input type="checkbox"/> Yes
SE			Mainstem dieback:	<input type="checkbox"/> No <input checked="" type="checkbox"/> Yes
S	8		Exposed Roots:	<input checked="" type="checkbox"/> No <input type="checkbox"/> Yes
SW			Epicormic growth:	<input type="checkbox"/> No <input checked="" type="checkbox"/> Yes
W	4		Shading Out:	<input type="checkbox"/> No <input checked="" type="checkbox"/> Yes
NW			Cavities: <input type="checkbox"/> None <input checked="" type="checkbox"/> Trunk <input type="checkbox"/> Branch	
			Exfoliating Bark:	<input type="checkbox"/> No <input checked="" type="checkbox"/> Yes
CANOPY SPREAD (FEET): 28			Water Pocket(s):	<input checked="" type="checkbox"/> No <input type="checkbox"/> Yes
PROPOSED ACTIONS			Mechanical Damage:	<input type="checkbox"/> Trunk <input type="checkbox"/> Branch <input checked="" type="checkbox"/> None
Monitor for Progress:	<input type="checkbox"/> Yes <input type="checkbox"/> No		Canker/Galls:	<input type="checkbox"/> No <input checked="" type="checkbox"/> Yes
Treat Infestations:	<input type="checkbox"/> Yes <input type="checkbox"/> No		Fungus:	<input type="checkbox"/> No <input checked="" type="checkbox"/> Yes
Remove Deadwood:	<input type="checkbox"/> Yes <input type="checkbox"/> No		Vigor:	<input type="checkbox"/> Excellent <input type="checkbox"/> Average <input checked="" type="checkbox"/> Fair <input type="checkbox"/> Poor
Support Structure:	<input type="checkbox"/> Yes <input type="checkbox"/> No		Twig/ Branch Dieback:	<input type="checkbox"/> None <input type="checkbox"/> Minor <input checked="" type="checkbox"/> Moderate <input type="checkbox"/> Extensive
IMPACTS & MITIGATIONS				
In Impacted Area:	<input type="checkbox"/> Yes <input type="checkbox"/> No n/a		Leaf Size:	<input checked="" type="checkbox"/> Normal <input type="checkbox"/> Small
Proposed Land Use:	n/a		Heart Rot:	<input type="checkbox"/> No <input checked="" type="checkbox"/> Yes
Impacts:	n/a		Insects:	<input type="checkbox"/> Minor <input checked="" type="checkbox"/> Moderate <input type="checkbox"/> Extensive <input type="checkbox"/> None
Mitigations:	n/a		Exudations:	<input checked="" type="checkbox"/> No <input type="checkbox"/> Yes

Comments & Notes: Broken branches

⁵⁵ Health: A =Outstanding; B = Above Average; C = Average; D = Below Average; F = Dead

⁵⁶ Decurrent = Lacking Strong Central Leader. Excurrent = Strong Central Leader.

⁵⁷ Aesthetic (compared to standard tree of same species) : A = nearly symmetrical, healthy tree – F = Dead

Trunk dbh must be 4" to be included – cumulative diameters. *Juglans nigra*; *Platanus racemosa*; *Umbellularia californica*; native *Quercus sp.* Except scrub oaks not protected.

Survey Date: 4/5/11

Tree Number: 220

GENERAL CHARACTERISTICS				
Species: <input type="checkbox"/> <i>Q. agrifolia</i> <input type="checkbox"/> <i>Q. lobata</i>			Health Rating ⁵⁸ : <input type="checkbox"/> A <input type="checkbox"/> B <input type="checkbox"/> C <input checked="" type="checkbox"/> D <input type="checkbox"/> F	
<input type="checkbox"/> <i>Ca. Sycamore</i> <input type="checkbox"/> <i>Ca. Bay</i> <input checked="" type="checkbox"/> <i>Ca. Black Walnut</i>			Form: <input type="checkbox"/> symmetric <input type="checkbox"/> minor asymmetry	
Trunk Count: 1 Height (ft.): 27			<input checked="" type="checkbox"/> major asymmetry <input type="checkbox"/> stump sprout	
Trunk DBH (in.): 6			<input type="checkbox"/> stag-head	
Percent Canopy Cover: 70%			Crown Class ⁵⁹ : <input checked="" type="checkbox"/> Decurrent <input type="checkbox"/> Excurrent	
Existing Terrain: <input type="checkbox"/> Flat <input checked="" type="checkbox"/> Slope			Age Class: <input type="checkbox"/> immature <input checked="" type="checkbox"/> semi-mature	
Aesthetic Rating ⁶⁰ : <input type="checkbox"/> A <input type="checkbox"/> B <input type="checkbox"/> C <input checked="" type="checkbox"/> D <input type="checkbox"/> F			<input type="checkbox"/> mature <input type="checkbox"/> over-mature/senescent	
Overall Grade: <input type="checkbox"/> A <input type="checkbox"/> B <input type="checkbox"/> C <input checked="" type="checkbox"/> D <input type="checkbox"/> F			Heritage Tree: <input checked="" type="checkbox"/> No <input type="checkbox"/> Yes	
CANOPY CHARACTERISTICS			TREE HEALTH	
	Dripline Radius (Feet)	Canopy to Grade (Feet)	Wound Wood Development:	Excellent <input type="checkbox"/> Average <input type="checkbox"/> Poor <input checked="" type="checkbox"/> None <input type="checkbox"/>
N	22		Foliage Density:	<input type="checkbox"/> Normal <input checked="" type="checkbox"/> Sparse
NE			Weak crotches:	<input type="checkbox"/> No <input checked="" type="checkbox"/> Yes
E	5		Oak Pit Scale:	<input checked="" type="checkbox"/> No <input type="checkbox"/> Yes
SE			Mainstem dieback:	<input type="checkbox"/> No <input checked="" type="checkbox"/> Yes
S	0		Exposed Roots:	<input checked="" type="checkbox"/> No <input type="checkbox"/> Yes
SW			Epicormic growth:	<input type="checkbox"/> No <input checked="" type="checkbox"/> Yes
W	2		Shading Out:	<input type="checkbox"/> No <input checked="" type="checkbox"/> Yes
NW			Cavities: <input type="checkbox"/> None <input checked="" type="checkbox"/> Trunk <input type="checkbox"/> Branch	
CANOPY SPREAD (FEET): 22			Exfoliating Bark:	<input type="checkbox"/> No <input checked="" type="checkbox"/> Yes
PROPOSED ACTIONS			Water Pocket(s):	<input checked="" type="checkbox"/> No <input type="checkbox"/> Yes
Monitor for Progress: <input type="checkbox"/> Yes <input type="checkbox"/> No			Mechanical Damage:	<input type="checkbox"/> Trunk <input checked="" type="checkbox"/> Branch <input checked="" type="checkbox"/> None
Treat Infestations: <input type="checkbox"/> Yes <input type="checkbox"/> No			Canker/Galls:	<input type="checkbox"/> No <input checked="" type="checkbox"/> Yes
Remove Deadwood: <input type="checkbox"/> Yes <input type="checkbox"/> No			Fungus:	<input type="checkbox"/> No <input checked="" type="checkbox"/> Yes
Support Structure: <input type="checkbox"/> Yes <input type="checkbox"/> No			Vigor:	<input type="checkbox"/> Excellent <input type="checkbox"/> Average <input checked="" type="checkbox"/> Fair <input type="checkbox"/> Poor
IMPACTS & MITIGATIONS			Twig/ Branch Dieback:	<input type="checkbox"/> None <input type="checkbox"/> Minor <input checked="" type="checkbox"/> Moderate <input type="checkbox"/> Extensive
In Impacted Area: <input type="checkbox"/> Yes <input type="checkbox"/> No n/a			Leaf Size:	<input checked="" type="checkbox"/> Normal <input type="checkbox"/> Small
Proposed Land Use: n/a			Heart Rot:	<input type="checkbox"/> No <input checked="" type="checkbox"/> Yes
Impacts: n/a			Insects:	<input type="checkbox"/> Minor <input checked="" type="checkbox"/> Moderate <input type="checkbox"/> Extensive <input type="checkbox"/> None
Mitigations: n/a			Exudations:	<input checked="" type="checkbox"/> No <input type="checkbox"/> Yes

Comments & Notes: canopy estimated due to poison oak; located north of 219; next to uprooted oak; poison oak surrounding base; cavity on north side of trunk

⁵⁸ Health: A =Outstanding; B = Above Average; C = Average; D = Below Average; F = Dead

⁵⁹ Decurrent = Lacking Strong Central Leader. Excurrent = Strong Central Leader.

⁶⁰ Aesthetic (compared to standard tree of same species) : A = nearly symmetrical, healthy tree – F = Dead

Trunk dbh must be 4" to be included – cumulative diameters. *Juglans nigra*; *Platanus racemosa*; *Umbellularia californica*; native *Quercus sp.* Except scrub oaks not protected.

Survey Date: 4/5/11

Tree Number: 221

GENERAL CHARACTERISTICS				
Species: <input checked="" type="checkbox"/> <i>Q. agrifolia</i> <input type="checkbox"/> <i>Q. lobata</i>			Health Rating ⁶¹ : <input type="checkbox"/> A <input type="checkbox"/> B <input type="checkbox"/> C <input checked="" type="checkbox"/> D <input type="checkbox"/> F	
<input type="checkbox"/> <i>Ca. Sycamore</i> <input type="checkbox"/> <i>Ca. Bay</i> <input type="checkbox"/> <i>Ca. Black Walnut</i>			Form: <input type="checkbox"/> symmetric <input type="checkbox"/> minor asymmetry	
Trunk Count: 2 Height (ft.): 25			<input checked="" type="checkbox"/> major asymmetry <input type="checkbox"/> stump sprout	
Trunk DBH (in.): 5, 16			<input type="checkbox"/> stag-head	
Percent Canopy Cover: 50%			Crown Class ⁶² : <input checked="" type="checkbox"/> Decurrent <input type="checkbox"/> Excurrent	
Existing Terrain: <input type="checkbox"/> Flat <input checked="" type="checkbox"/> Slope			Age Class: <input type="checkbox"/> immature <input type="checkbox"/> semi-mature	
Aesthetic Rating ⁶³ : <input type="checkbox"/> A <input type="checkbox"/> B <input type="checkbox"/> C <input checked="" type="checkbox"/> D <input type="checkbox"/> F			<input checked="" type="checkbox"/> mature <input type="checkbox"/> over-mature/senescent	
Overall Grade: <input type="checkbox"/> A <input type="checkbox"/> B <input type="checkbox"/> C <input checked="" type="checkbox"/> D <input type="checkbox"/> F			Heritage Tree: <input checked="" type="checkbox"/> No <input type="checkbox"/> Yes	
CANOPY CHARACTERISTICS			TREE HEALTH	
	Dripline Radius (Feet)	Canopy to Grade (Feet)	Wound Wood Development:	Excellent <input type="checkbox"/> Average <input checked="" type="checkbox"/> Poor <input type="checkbox"/> None <input type="checkbox"/>
N	34		Foliage Density:	<input type="checkbox"/> Normal <input checked="" type="checkbox"/> Sparse
NE			Weak crotches:	<input type="checkbox"/> No <input checked="" type="checkbox"/> Yes
E	16		Oak Pit Scale:	<input checked="" type="checkbox"/> No <input type="checkbox"/> Yes
SE			Mainstem dieback:	<input type="checkbox"/> No <input checked="" type="checkbox"/> Yes
S	0		Exposed Roots:	<input type="checkbox"/> No <input checked="" type="checkbox"/> Yes
SW			Epicormic growth:	<input type="checkbox"/> No <input checked="" type="checkbox"/> Yes
W	8		Shading Out:	<input type="checkbox"/> No <input checked="" type="checkbox"/> Yes
NW			Cavities: <input type="checkbox"/> None <input checked="" type="checkbox"/> Trunk <input checked="" type="checkbox"/> Branch	
CANOPY SPREAD (FEET): 34			Exfoliating Bark:	<input type="checkbox"/> No <input checked="" type="checkbox"/> Yes
PROPOSED ACTIONS			Water Pocket(s):	<input type="checkbox"/> No <input checked="" type="checkbox"/> Yes
Monitor for Progress: <input type="checkbox"/> Yes <input type="checkbox"/> No			Mechanical Damage:	<input type="checkbox"/> Trunk <input type="checkbox"/> Branch <input checked="" type="checkbox"/> None
Treat Infestations: <input type="checkbox"/> Yes <input type="checkbox"/> No			Canker/Galls:	<input type="checkbox"/> No <input checked="" type="checkbox"/> Yes
Remove Deadwood: <input type="checkbox"/> Yes <input type="checkbox"/> No			Fungus:	<input type="checkbox"/> No <input checked="" type="checkbox"/> Yes
Support Structure: <input type="checkbox"/> Yes <input type="checkbox"/> No			Vigor:	<input type="checkbox"/> Excellent <input type="checkbox"/> Average <input type="checkbox"/> Fair <input checked="" type="checkbox"/> Poor
IMPACTS & MITIGATIONS			Twig/ Branch Dieback:	<input type="checkbox"/> None <input type="checkbox"/> Minor <input type="checkbox"/> Moderate <input checked="" type="checkbox"/> Extensive
In Impacted Area: <input type="checkbox"/> Yes <input type="checkbox"/> No n/a			Leaf Size:	<input type="checkbox"/> Normal <input checked="" type="checkbox"/> Small
Proposed Land Use: n/a			Heart Rot:	<input type="checkbox"/> No <input checked="" type="checkbox"/> Yes
Impacts: n/a			Insects:	<input type="checkbox"/> Minor <input checked="" type="checkbox"/> Moderate <input type="checkbox"/> Extensive <input type="checkbox"/> None
Mitigations: n/a			Exudations:	<input checked="" type="checkbox"/> No <input type="checkbox"/> Yes

Comments & Notes: tagged on west side due to poison oak; fallen over to north – uprooted; canopy dying at top; root coming off to east with sprouts coming off of it

⁶¹ Health: A =Outstanding; B = Above Average; C = Average; D = Below Average; F = Dead

⁶² Decurrent = Lacking Strong Central Leader. Excurrent = Strong Central Leader.

⁶³ Aesthetic (compared to standard tree of same species) : A = nearly symmetrical, healthy tree – F = Dead

Trunk dbh must be 4" to be included – cumulative diameters. *Juglans nigra*; *Platanus racemosa*; *Umbellularia californica*; native *Quercus sp.* Except scrub oaks not protected.

Survey Date: 4/5/11

Tree Number: 222

GENERAL CHARACTERISTICS				
Species: <input type="checkbox"/> <i>Q. agrifolia</i> <input type="checkbox"/> <i>Q. lobata</i>			Health Rating ⁶⁴ : <input type="checkbox"/> A <input type="checkbox"/> B <input type="checkbox"/> C <input checked="" type="checkbox"/> D <input type="checkbox"/> F	
<input type="checkbox"/> <i>Ca. Sycamore</i> <input type="checkbox"/> <i>Ca. Bay</i> <input checked="" type="checkbox"/> <i>Ca. Black Walnut</i>			Form: <input type="checkbox"/> symmetric <input type="checkbox"/> minor asymmetry	
Trunk Count: 1 Height (ft.): 20			<input checked="" type="checkbox"/> major asymmetry <input type="checkbox"/> stump sprout	
Trunk DBH (in.): 7.5			<input type="checkbox"/> stag-head	
Percent Canopy Cover: 75%			Crown Class ⁶⁵ : <input checked="" type="checkbox"/> Decurrent <input type="checkbox"/> Excurrent	
Existing Terrain: <input type="checkbox"/> Flat <input checked="" type="checkbox"/> Slope			Age Class: <input type="checkbox"/> immature <input type="checkbox"/> semi-mature	
Aesthetic Rating ⁶⁶ : <input type="checkbox"/> A <input type="checkbox"/> B <input type="checkbox"/> C <input checked="" type="checkbox"/> D <input type="checkbox"/> F			<input type="checkbox"/> mature <input checked="" type="checkbox"/> over-mature/senescent	
Overall Grade: <input type="checkbox"/> A <input type="checkbox"/> B <input type="checkbox"/> C <input checked="" type="checkbox"/> D <input type="checkbox"/> F			Heritage Tree: <input checked="" type="checkbox"/> No <input type="checkbox"/> Yes	
CANOPY CHARACTERISTICS			TREE HEALTH	
	Dripline Radius (Feet)	Canopy to Grade (Feet)	Wound Wood Development:	Excellent <input type="checkbox"/> Average <input type="checkbox"/> Poor <input checked="" type="checkbox"/> None <input type="checkbox"/>
N	16		Foliage Density:	<input type="checkbox"/> Normal <input checked="" type="checkbox"/> Sparse
NE			Weak crotches:	<input type="checkbox"/> No <input checked="" type="checkbox"/> Yes
E	0		Oak Pit Scale:	<input checked="" type="checkbox"/> No <input type="checkbox"/> Yes
SE			Mainstem dieback:	<input type="checkbox"/> No <input checked="" type="checkbox"/> Yes
S	8		Exposed Roots:	<input checked="" type="checkbox"/> No <input type="checkbox"/> Yes
SW			Epicormic growth:	<input type="checkbox"/> No <input checked="" type="checkbox"/> Yes
W	14		Shading Out:	<input type="checkbox"/> No <input checked="" type="checkbox"/> Yes
NW			Cavities: <input type="checkbox"/> None <input checked="" type="checkbox"/> Trunk <input checked="" type="checkbox"/> Branch	
			Exfoliating Bark:	<input type="checkbox"/> No <input checked="" type="checkbox"/> Yes
CANOPY SPREAD (FEET): 24			Water Pocket(s):	<input type="checkbox"/> No <input checked="" type="checkbox"/> Yes
PROPOSED ACTIONS			Mechanical Damage: <input type="checkbox"/> Trunk <input type="checkbox"/> Branch <input checked="" type="checkbox"/> None	
Monitor for Progress: <input type="checkbox"/> Yes <input type="checkbox"/> No			Canker/Galls: <input type="checkbox"/> No <input checked="" type="checkbox"/> Yes	
Treat Infestations: <input type="checkbox"/> Yes <input type="checkbox"/> No			Fungus: <input type="checkbox"/> No <input checked="" type="checkbox"/> Yes	
Remove Deadwood: <input type="checkbox"/> Yes <input type="checkbox"/> No			Vigor: <input type="checkbox"/> Excellent <input type="checkbox"/> Average <input checked="" type="checkbox"/> Fair <input type="checkbox"/> Poor	
Support Structure: <input type="checkbox"/> Yes <input type="checkbox"/> No			Twig/ Branch Dieback: <input type="checkbox"/> None <input type="checkbox"/> Minor <input type="checkbox"/> Moderate <input checked="" type="checkbox"/> Extensive	
IMPACTS & MITIGATIONS			Leaf Size: <input type="checkbox"/> Normal <input checked="" type="checkbox"/> Small	
In Impacted Area: <input type="checkbox"/> Yes <input type="checkbox"/> No n/a			Heart Rot: <input type="checkbox"/> No <input checked="" type="checkbox"/> Yes	
Proposed Land Use: n/a			Insects: <input type="checkbox"/> Minor <input type="checkbox"/> Moderate <input checked="" type="checkbox"/> Extensive <input type="checkbox"/> None	
Impacts: n/a			Exudations: <input checked="" type="checkbox"/> No <input type="checkbox"/> Yes	
Mitigations: n/a				

Comments & Notes: poison oak

⁶⁴ Health: A =Outstanding; B = Above Average; C = Average; D = Below Average; F = Dead

⁶⁵ Decurrent = Lacking Strong Central Leader. Excurrent = Strong Central Leader.

⁶⁶ Aesthetic (compared to standard tree of same species) : A = nearly symmetrical, healthy tree – F = Dead

Trunk dbh must be 4" to be included – cumulative diameters. *Juglans nigra*; *Platanus racemosa*; *Umbellularia californica*; native *Quercus sp.* Except scrub oaks not protected.

TREE FIELD DATA WORKSHEET (City of L.A.)

LDC Project No. 10003-001

Survey Date: 4/5/11

Tree Number: 223

GENERAL CHARACTERISTICS				
Species: <input type="checkbox"/> <i>Q. agrifolia</i> <input type="checkbox"/> <i>Q. lobata</i>			Health Rating ⁶⁷ : <input type="checkbox"/> A <input type="checkbox"/> B <input type="checkbox"/> C <input checked="" type="checkbox"/> D <input type="checkbox"/> F	
<input type="checkbox"/> <i>Ca. Sycamore</i> <input type="checkbox"/> <i>Ca. Bay</i> <input checked="" type="checkbox"/> <i>Ca. Black Walnut</i>			Form: <input type="checkbox"/> symmetric <input type="checkbox"/> minor asymmetry	
Trunk Count: 3 Height (ft.): 23			<input checked="" type="checkbox"/> major asymmetry <input type="checkbox"/> stump sprout	
Trunk DBH (in.): 7, 3, 7.5			<input type="checkbox"/> stag-head	
Percent Canopy Cover: 55%			Crown Class ⁶⁸ : <input checked="" type="checkbox"/> Decurrent <input type="checkbox"/> Excurrent	
Existing Terrain: <input type="checkbox"/> Flat <input checked="" type="checkbox"/> Slope			Age Class: <input type="checkbox"/> immature <input type="checkbox"/> semi-mature	
Aesthetic Rating ⁶⁹ : <input type="checkbox"/> A <input type="checkbox"/> B <input type="checkbox"/> C <input checked="" type="checkbox"/> D <input type="checkbox"/> F			<input checked="" type="checkbox"/> mature <input type="checkbox"/> over-mature/senescent	
Overall Grade: <input type="checkbox"/> A <input type="checkbox"/> B <input type="checkbox"/> C <input checked="" type="checkbox"/> D <input type="checkbox"/> F			Heritage Tree: <input checked="" type="checkbox"/> No <input type="checkbox"/> Yes	
CANOPY CHARACTERISTICS			TREE HEALTH	
	Dripline Radius (Feet)	Canopy to Grade (Feet)	Wound Wood Development:	Excellent <input type="checkbox"/> Average <input checked="" type="checkbox"/> Poor <input type="checkbox"/> None <input type="checkbox"/>
N	0		Foliage Density:	<input type="checkbox"/> Normal <input checked="" type="checkbox"/> Sparse
NE			Weak crotches:	<input type="checkbox"/> No <input checked="" type="checkbox"/> Yes
E	0		Oak Pit Scale:	<input checked="" type="checkbox"/> No <input type="checkbox"/> Yes
SE			Mainstem dieback:	<input type="checkbox"/> No <input checked="" type="checkbox"/> Yes
S	14		Exposed Roots:	<input checked="" type="checkbox"/> No <input type="checkbox"/> Yes
SW			Epicormic growth:	<input type="checkbox"/> No <input checked="" type="checkbox"/> Yes
W	20		Shading Out:	<input type="checkbox"/> No <input checked="" type="checkbox"/> Yes
NW			Cavities: <input type="checkbox"/> None <input checked="" type="checkbox"/> Trunk <input checked="" type="checkbox"/> Branch	
CANOPY SPREAD (FEET):			Exfoliating Bark:	<input type="checkbox"/> No <input checked="" type="checkbox"/> Yes
PROPOSED ACTIONS			Water Pocket(s):	<input checked="" type="checkbox"/> No <input type="checkbox"/> Yes
Monitor for Progress: <input type="checkbox"/> Yes <input type="checkbox"/> No			Mechanical Damage:	<input checked="" type="checkbox"/> Trunk <input checked="" type="checkbox"/> Branch <input type="checkbox"/> None
Treat Infestations: <input type="checkbox"/> Yes <input type="checkbox"/> No			Canker/Galls:	<input type="checkbox"/> No <input checked="" type="checkbox"/> Yes
Remove Deadwood: <input type="checkbox"/> Yes <input type="checkbox"/> No			Fungus:	<input type="checkbox"/> No <input checked="" type="checkbox"/> Yes
Support Structure: <input type="checkbox"/> Yes <input type="checkbox"/> No			Vigor:	<input type="checkbox"/> Excellent <input type="checkbox"/> Average <input type="checkbox"/> Fair <input checked="" type="checkbox"/> Poor
IMPACTS & MITIGATIONS			Twig/ Branch Dieback:	<input type="checkbox"/> None <input type="checkbox"/> Minor <input type="checkbox"/> Moderate <input checked="" type="checkbox"/> Extensive
In Impacted Area: <input type="checkbox"/> Yes <input type="checkbox"/> No n/a			Leaf Size:	<input type="checkbox"/> Normal <input checked="" type="checkbox"/> Small
Proposed Land Use: n/a			Heart Rot:	<input type="checkbox"/> No <input checked="" type="checkbox"/> Yes
Impacts: n/a			Insects:	<input type="checkbox"/> Minor <input type="checkbox"/> Moderate <input checked="" type="checkbox"/> Extensive <input type="checkbox"/> None
Mitigations: n/a			Exudations:	<input checked="" type="checkbox"/> No <input type="checkbox"/> Yes

Comments & Notes: elderberry overgrowing canopy & shading out; major rot on trunks

⁶⁷ Health: A =Outstanding; B = Above Average; C = Average; D = Below Average; F = Dead

⁶⁸ Decurrent = Lacking Strong Central Leader. Excurrent = Strong Central Leader.

⁶⁹ Aesthetic (compared to standard tree of same species) : A = nearly symmetrical, healthy tree – F = Dead

Trunk dbh must be 4" to be included – cumulative diameters. *Juglans nigra*; *Platanus racemosa*; *Umbellularia californica*; native *Quercus sp.* Except scrub oaks not protected.

Survey Date: 4/5/11

Tree Number: 224

GENERAL CHARACTERISTICS				
Species: <input type="checkbox"/> <i>Q. agrifolia</i> <input type="checkbox"/> <i>Q. lobata</i>			Health Rating ⁷⁰ : <input type="checkbox"/> A <input type="checkbox"/> B <input type="checkbox"/> C <input checked="" type="checkbox"/> D <input type="checkbox"/> F	
<input type="checkbox"/> <i>Ca. Sycamore</i> <input type="checkbox"/> <i>Ca. Bay</i> <input checked="" type="checkbox"/> <i>Ca. Black Walnut</i>			Form: <input type="checkbox"/> symmetric <input type="checkbox"/> minor asymmetry	
Trunk Count: 1 Height (ft.): 18			<input checked="" type="checkbox"/> major asymmetry <input type="checkbox"/> stump sprout	
Trunk DBH (in.): 4			<input type="checkbox"/> stag-head	
Percent Canopy Cover: 60%			Crown Class ⁷¹ : <input checked="" type="checkbox"/> Decurrent <input type="checkbox"/> Excurrent	
Existing Terrain: <input type="checkbox"/> Flat <input checked="" type="checkbox"/> Slope			Age Class: <input type="checkbox"/> immature <input checked="" type="checkbox"/> semi-mature	
Aesthetic Rating ⁷² : <input type="checkbox"/> A <input type="checkbox"/> B <input type="checkbox"/> C <input checked="" type="checkbox"/> D <input type="checkbox"/> F			<input type="checkbox"/> mature <input type="checkbox"/> over-mature/senescent	
Overall Grade: <input type="checkbox"/> A <input type="checkbox"/> B <input type="checkbox"/> C <input checked="" type="checkbox"/> D <input type="checkbox"/> F			Heritage Tree: <input checked="" type="checkbox"/> No <input type="checkbox"/> Yes	
CANOPY CHARACTERISTICS			TREE HEALTH	
	Dripline Radius (Feet)	Canopy to Grade (Feet)	Wound Wood Development:	Excellent <input type="checkbox"/> Average <input type="checkbox"/> Poor <input checked="" type="checkbox"/> None <input type="checkbox"/>
N	18		Foliage Density:	<input type="checkbox"/> Normal <input checked="" type="checkbox"/> Sparse
NE			Weak crotches:	<input type="checkbox"/> No <input checked="" type="checkbox"/> Yes
E	0		Oak Pit Scale:	<input checked="" type="checkbox"/> No <input type="checkbox"/> Yes
SE			Mainstem dieback:	<input type="checkbox"/> No <input checked="" type="checkbox"/> Yes
S	0		Exposed Roots:	<input checked="" type="checkbox"/> No <input type="checkbox"/> Yes
SW			Epicormic growth:	<input type="checkbox"/> No <input checked="" type="checkbox"/> Yes
W	12		Shading Out:	<input type="checkbox"/> No <input checked="" type="checkbox"/> Yes
NW			Cavities: <input type="checkbox"/> None <input checked="" type="checkbox"/> Trunk <input checked="" type="checkbox"/> Branch	
CANOPY SPREAD (FEET): 18			Exfoliating Bark:	<input type="checkbox"/> No <input checked="" type="checkbox"/> Yes
PROPOSED ACTIONS			Water Pocket(s):	<input checked="" type="checkbox"/> No <input type="checkbox"/> Yes
Monitor for Progress: <input type="checkbox"/> Yes <input type="checkbox"/> No			Mechanical Damage:	<input checked="" type="checkbox"/> Trunk <input type="checkbox"/> Branch <input type="checkbox"/> None
Treat Infestations: <input type="checkbox"/> Yes <input type="checkbox"/> No			Canker/Galls:	<input type="checkbox"/> No <input checked="" type="checkbox"/> Yes
Remove Deadwood: <input type="checkbox"/> Yes <input type="checkbox"/> No			Fungus:	<input type="checkbox"/> No <input checked="" type="checkbox"/> Yes
Support Structure: <input type="checkbox"/> Yes <input type="checkbox"/> No			Vigor:	<input type="checkbox"/> Excellent <input type="checkbox"/> Average <input type="checkbox"/> Fair <input checked="" type="checkbox"/> Poor
IMPACTS & MITIGATIONS			Twig/ Branch Dieback:	<input type="checkbox"/> None <input type="checkbox"/> Minor <input type="checkbox"/> Moderate <input checked="" type="checkbox"/> Extensive
In Impacted Area: <input type="checkbox"/> Yes <input type="checkbox"/> No n/a			Leaf Size:	<input type="checkbox"/> Normal <input checked="" type="checkbox"/> Small
Proposed Land Use: n/a			Heart Rot:	<input type="checkbox"/> No <input checked="" type="checkbox"/> Yes
Impacts: n/a			Insects:	<input type="checkbox"/> Minor <input type="checkbox"/> Moderate <input checked="" type="checkbox"/> Extensive <input type="checkbox"/> None
Mitigations: n/a			Exudations:	<input checked="" type="checkbox"/> No <input type="checkbox"/> Yes

Comments & Notes: broken trunks at base; lots of deadwood

⁷⁰ Health: A =Outstanding; B = Above Average; C = Average; D = Below Average; F = Dead

⁷¹ Decurrent = Lacking Strong Central Leader. Excurrent = Strong Central Leader.

⁷² Aesthetic (compared to standard tree of same species) : A = nearly symmetrical, healthy tree – F = Dead

Trunk dbh must be 4" to be included – cumulative diameters. *Juglans nigra*; *Platanus racemosa*; *Umbellularia californica*; native *Quercus sp.* Except scrub oaks not protected.

TREE FIELD DATA WORKSHEET (City of L.A.)

LDC Project No. 10003-001

Survey Date: 4/5/11

Tree Number: 225

GENERAL CHARACTERISTICS			TREE HEALTH		
Species: <input checked="" type="checkbox"/> <i>Q. agrifolia</i> <input type="checkbox"/> <i>Q. lobata</i>			Health Rating ⁷³ : <input type="checkbox"/> A <input checked="" type="checkbox"/> B <input type="checkbox"/> C <input type="checkbox"/> D <input type="checkbox"/> F		
<input type="checkbox"/> <i>Ca. Sycamore</i> <input type="checkbox"/> <i>Ca. Bay</i> <input type="checkbox"/> <i>Ca. Black Walnut</i>			Form: <input type="checkbox"/> symmetric <input checked="" type="checkbox"/> minor asymmetry		
Trunk Count: 1 Height (ft.): 40			<input type="checkbox"/> major asymmetry <input type="checkbox"/> stump sprout		
Trunk DBH (in.): 17			<input type="checkbox"/> stag-head		
Percent Canopy Cover: 90%			Crown Class ⁷⁴ : <input checked="" type="checkbox"/> Decurrent <input type="checkbox"/> Excurrent		
Existing Terrain: <input type="checkbox"/> Flat <input checked="" type="checkbox"/> Slope			Age Class: <input type="checkbox"/> immature <input type="checkbox"/> semi-mature		
Aesthetic Rating ⁷⁵ : <input type="checkbox"/> A <input checked="" type="checkbox"/> B- <input type="checkbox"/> C <input type="checkbox"/> D <input type="checkbox"/> F			<input checked="" type="checkbox"/> mature <input type="checkbox"/> over-mature/senescent		
Overall Grade: <input type="checkbox"/> A <input checked="" type="checkbox"/> B <input type="checkbox"/> C <input type="checkbox"/> D <input type="checkbox"/> F			Heritage Tree: <input checked="" type="checkbox"/> No <input type="checkbox"/> Yes		
CANOPY CHARACTERISTICS			TREE HEALTH		
	Dripline Radius (Feet)	Canopy to Grade (Feet)	Wound Wood Development:	Excellent <input type="checkbox"/> Average <input checked="" type="checkbox"/>	Poor <input type="checkbox"/> None <input type="checkbox"/>
N	28		Foliage Density:	<input checked="" type="checkbox"/> Normal <input type="checkbox"/> Sparse	
NE			Weak crotches:	<input checked="" type="checkbox"/> No <input type="checkbox"/> Yes	
E	14		Oak Pit Scale:	<input checked="" type="checkbox"/> No <input type="checkbox"/> Yes	
SE			Mainstem dieback:	<input checked="" type="checkbox"/> No <input type="checkbox"/> Yes	
S	6		Exposed Roots:	<input checked="" type="checkbox"/> No <input type="checkbox"/> Yes	
SW			Epicormic growth:	<input checked="" type="checkbox"/> No <input type="checkbox"/> Yes	
W	16		Shading Out:	<input type="checkbox"/> No <input checked="" type="checkbox"/> Yes	
NW			Cavities: <input checked="" type="checkbox"/> None <input type="checkbox"/> Trunk <input type="checkbox"/> Branch		
CANOPY SPREAD (FEET): 34			Exfoliating Bark:	<input checked="" type="checkbox"/> No <input type="checkbox"/> Yes	
PROPOSED ACTIONS			Water Pocket(s):	<input checked="" type="checkbox"/> No <input type="checkbox"/> Yes	
Monitor for Progress: <input type="checkbox"/> Yes <input type="checkbox"/> No			Mechanical Damage:	<input type="checkbox"/> Trunk <input type="checkbox"/> Branch	
Treat Infestations: <input type="checkbox"/> Yes <input type="checkbox"/> No			<input checked="" type="checkbox"/> None		
Remove Deadwood: <input type="checkbox"/> Yes <input type="checkbox"/> No			Canker/Galls:	<input checked="" type="checkbox"/> No <input type="checkbox"/> Yes	
Support Structure: <input type="checkbox"/> Yes <input type="checkbox"/> No			Fungus:	<input checked="" type="checkbox"/> No <input type="checkbox"/> Yes	
IMPACTS & MITIGATIONS			Vigor:	<input type="checkbox"/> Excellent <input checked="" type="checkbox"/> Average	
In Impacted Area: <input type="checkbox"/> Yes <input type="checkbox"/> No n/a			<input type="checkbox"/> Fair <input type="checkbox"/> Poor		
Proposed Land Use: n/a			Twig/ Branch Dieback:	<input type="checkbox"/> None <input type="checkbox"/> Minor	
Impacts: n/a			<input checked="" type="checkbox"/> Moderate <input type="checkbox"/> Extensive		
Mitigations: n/a			Leaf Size:	<input checked="" type="checkbox"/> Normal <input type="checkbox"/> Small	
			Heart Rot:	<input checked="" type="checkbox"/> No <input type="checkbox"/> Yes	
			Insects:	<input type="checkbox"/> Minor <input checked="" type="checkbox"/> Moderate	
			<input type="checkbox"/> Extensive <input type="checkbox"/> None		
			Exudations:	<input checked="" type="checkbox"/> No <input type="checkbox"/> Yes	

Comments & Notes: poison oak at base

⁷³ Health: A =Outstanding; B = Above Average; C = Average; D = Below Average; F = Dead

⁷⁴ Decurrent = Lacking Strong Central Leader. Excurrent = Strong Central Leader.

⁷⁵ Aesthetic (compared to standard tree of same species) : A = nearly symmetrical, healthy tree – F = Dead

Trunk dbh must be 4" to be included – cumulative diameters. *Juglans nigra*; *Platanus racemosa*; *Umbellularia californica*; native *Quercus sp.* Except scrub oaks not protected.

Survey Date: 4/5/11

Tree Number: 226

GENERAL CHARACTERISTICS				
Species: <input type="checkbox"/> <i>Q. agrifolia</i> <input type="checkbox"/> <i>Q. lobata</i>			Health Rating ⁷⁶ : <input type="checkbox"/> A <input type="checkbox"/> B <input type="checkbox"/> C <input checked="" type="checkbox"/> D <input type="checkbox"/> F	
<input type="checkbox"/> <i>Ca. Sycamore</i> <input type="checkbox"/> <i>Ca. Bay</i> <input checked="" type="checkbox"/> <i>Ca. Black Walnut</i>			Form: <input type="checkbox"/> symmetric <input type="checkbox"/> minor asymmetry	
Trunk Count: 1 Height (ft.): 24			<input checked="" type="checkbox"/> major asymmetry <input type="checkbox"/> stump sprout	
Trunk DBH (in.): 8.5			<input type="checkbox"/> stag-head	
Percent Canopy Cover: 75%			Crown Class ⁷⁷ : <input checked="" type="checkbox"/> Decurrent <input type="checkbox"/> Excurrent	
Existing Terrain: <input type="checkbox"/> Flat <input checked="" type="checkbox"/> Slope			Age Class: <input type="checkbox"/> immature <input checked="" type="checkbox"/> semi-mature	
Aesthetic Rating ⁷⁸ : <input type="checkbox"/> A <input type="checkbox"/> B <input type="checkbox"/> C <input checked="" type="checkbox"/> D <input type="checkbox"/> F			<input type="checkbox"/> mature <input type="checkbox"/> over-mature/senescent	
Overall Grade: <input type="checkbox"/> A <input type="checkbox"/> B <input type="checkbox"/> C <input checked="" type="checkbox"/> D <input type="checkbox"/> F			Heritage Tree: <input checked="" type="checkbox"/> No <input type="checkbox"/> Yes	
CANOPY CHARACTERISTICS			TREE HEALTH	
	Dripline Radius (Feet)	Canopy to Grade (Feet)	Wound Wood Development:	Excellent <input type="checkbox"/> Average <input type="checkbox"/> Poor <input checked="" type="checkbox"/> None <input type="checkbox"/>
N	16		Foliage Density:	<input type="checkbox"/> Normal <input checked="" type="checkbox"/> Sparse
NE			Weak crotches:	<input type="checkbox"/> No <input checked="" type="checkbox"/> Yes
E	13		Oak Pit Scale:	<input checked="" type="checkbox"/> No <input type="checkbox"/> Yes
SE			Mainstem dieback:	<input type="checkbox"/> No <input checked="" type="checkbox"/> Yes
S	12		Exposed Roots:	<input checked="" type="checkbox"/> No <input type="checkbox"/> Yes
SW			Epicormic growth:	<input checked="" type="checkbox"/> No <input type="checkbox"/> Yes
W	10		Shading Out:	<input type="checkbox"/> No <input checked="" type="checkbox"/> Yes
NW			Cavities: <input checked="" type="checkbox"/> None	<input type="checkbox"/> Trunk <input type="checkbox"/> Branch
			Exfoliating Bark:	<input type="checkbox"/> No <input checked="" type="checkbox"/> Yes
CANOPY SPREAD (FEET): 28			Water Pocket(s):	<input checked="" type="checkbox"/> No <input type="checkbox"/> Yes
PROPOSED ACTIONS			Mechanical Damage:	<input checked="" type="checkbox"/> Trunk <input type="checkbox"/> Branch <input type="checkbox"/> None
Monitor for Progress: <input type="checkbox"/> Yes <input type="checkbox"/> No			Canker/Galls:	<input type="checkbox"/> No <input checked="" type="checkbox"/> Yes
Treat Infestations: <input type="checkbox"/> Yes <input type="checkbox"/> No			Fungus:	<input type="checkbox"/> No <input checked="" type="checkbox"/> Yes
Remove Deadwood: <input type="checkbox"/> Yes <input type="checkbox"/> No			Vigor:	<input type="checkbox"/> Excellent <input type="checkbox"/> Average <input type="checkbox"/> Fair <input checked="" type="checkbox"/> Poor
Support Structure: <input type="checkbox"/> Yes <input type="checkbox"/> No				
IMPACTS & MITIGATIONS			Twig/ Branch Dieback:	<input type="checkbox"/> None <input type="checkbox"/> Minor <input type="checkbox"/> Moderate <input checked="" type="checkbox"/> Extensive
In Impacted Area: <input type="checkbox"/> Yes <input type="checkbox"/> No n/a			Leaf Size:	<input checked="" type="checkbox"/> Normal <input type="checkbox"/> Small
Proposed Land Use: n/a			Heart Rot:	<input type="checkbox"/> No <input checked="" type="checkbox"/> Yes
Impacts: n/a			Insects:	<input type="checkbox"/> Minor <input type="checkbox"/> Moderate <input checked="" type="checkbox"/> Extensive <input type="checkbox"/> None
Mitigations: n/a			Exudations:	<input checked="" type="checkbox"/> No <input type="checkbox"/> Yes

Comments & Notes: another 8" trunk cut on north side

⁷⁶ Health: A =Outstanding; B = Above Average; C = Average; D = Below Average; F = Dead

⁷⁷ Decurrent = Lacking Strong Central Leader. Excurrent = Strong Central Leader.

⁷⁸ Aesthetic (compared to standard tree of same species) : A = nearly symmetrical, healthy tree – F = Dead

Trunk dbh must be 4" to be included – cumulative diameters. *Juglans nigra*; *Platanus racemosa*; *Umbellularia californica*; native *Quercus sp.* Except scrub oaks not protected.

TREE FIELD DATA WORKSHEET (City of L.A.)

LDC Project No. 10003-001

Survey Date: 4/5/11

Tree Number: 227

GENERAL CHARACTERISTICS				
Species: <input type="checkbox"/> <i>Q. agrifolia</i> <input type="checkbox"/> <i>Q. lobata</i>			Health Rating ⁷⁹ : <input type="checkbox"/> A <input type="checkbox"/> B <input type="checkbox"/> C <input checked="" type="checkbox"/> D <input type="checkbox"/> F	
<input type="checkbox"/> <i>Ca. Sycamore</i> <input type="checkbox"/> <i>Ca. Bay</i> <input checked="" type="checkbox"/> <i>Ca. Black Walnut</i>			Form: <input type="checkbox"/> symmetric <input type="checkbox"/> minor asymmetry	
Trunk Count: 1 Height (ft.): 20			<input checked="" type="checkbox"/> major asymmetry <input type="checkbox"/> stump sprout	
Trunk DBH (in.): 8.5			<input type="checkbox"/> stag-head	
Percent Canopy Cover: 20%			Crown Class ⁸⁰ : <input checked="" type="checkbox"/> Decurrent <input type="checkbox"/> Excurrent	
Existing Terrain: <input type="checkbox"/> Flat <input checked="" type="checkbox"/> Slope			Age Class: <input type="checkbox"/> immature <input type="checkbox"/> semi-mature	
Aesthetic Rating ⁸¹ : <input type="checkbox"/> A <input type="checkbox"/> B <input type="checkbox"/> C <input checked="" type="checkbox"/> D <input type="checkbox"/> F			<input checked="" type="checkbox"/> mature <input type="checkbox"/> over-mature/senescent	
Overall Grade: <input type="checkbox"/> A <input type="checkbox"/> B <input type="checkbox"/> C <input checked="" type="checkbox"/> D <input type="checkbox"/> F			Heritage Tree: <input checked="" type="checkbox"/> No <input type="checkbox"/> Yes	
CANOPY CHARACTERISTICS			TREE HEALTH	
	Dripline Radius (Feet)	Canopy to Grade (Feet)	Wound Wood Development:	Excellent <input type="checkbox"/> Average <input type="checkbox"/> Poor <input checked="" type="checkbox"/> None <input type="checkbox"/>
N	22		Foliage Density:	<input type="checkbox"/> Normal <input checked="" type="checkbox"/> Sparse
NE			Weak crotches:	<input checked="" type="checkbox"/> No <input type="checkbox"/> Yes
E	0		Oak Pit Scale:	<input checked="" type="checkbox"/> No <input type="checkbox"/> Yes
SE			Mainstem dieback:	<input type="checkbox"/> No <input checked="" type="checkbox"/> Yes
S	0		Exposed Roots:	<input checked="" type="checkbox"/> No <input type="checkbox"/> Yes
SW			Epicormic growth:	<input type="checkbox"/> No <input checked="" type="checkbox"/> Yes
W	0		Shading Out:	<input type="checkbox"/> No <input checked="" type="checkbox"/> Yes
NW			Cavities: <input type="checkbox"/> None	<input checked="" type="checkbox"/> Trunk <input type="checkbox"/> Branch
			Exfoliating Bark:	<input type="checkbox"/> No <input checked="" type="checkbox"/> Yes
CANOPY SPREAD (FEET): 22			Water Pocket(s):	<input checked="" type="checkbox"/> No <input type="checkbox"/> Yes
PROPOSED ACTIONS			Mechanical Damage:	<input checked="" type="checkbox"/> Trunk <input checked="" type="checkbox"/> Branch <input type="checkbox"/> None
Monitor for Progress:	<input type="checkbox"/> Yes <input type="checkbox"/> No		Canker/Galls:	<input type="checkbox"/> No <input checked="" type="checkbox"/> Yes
Treat Infestations:	<input type="checkbox"/> Yes <input type="checkbox"/> No		Fungus:	<input type="checkbox"/> No <input checked="" type="checkbox"/> Yes
Remove Deadwood:	<input type="checkbox"/> Yes <input type="checkbox"/> No		Vigor:	<input type="checkbox"/> Excellent <input type="checkbox"/> Average <input type="checkbox"/> Fair <input checked="" type="checkbox"/> Poor
Support Structure:	<input type="checkbox"/> Yes <input type="checkbox"/> No		Twig/ Branch Dieback:	<input type="checkbox"/> None <input type="checkbox"/> Minor <input type="checkbox"/> Moderate <input checked="" type="checkbox"/> Extensive
IMPACTS & MITIGATIONS				
In Impacted Area:	<input type="checkbox"/> Yes <input type="checkbox"/> No n/a		Leaf Size:	<input type="checkbox"/> Normal <input checked="" type="checkbox"/> Small
Proposed Land Use:	n/a		Heart Rot:	<input type="checkbox"/> No <input checked="" type="checkbox"/> Yes
Impacts:	n/a		Insects:	<input type="checkbox"/> Minor <input type="checkbox"/> Moderate <input checked="" type="checkbox"/> Extensive <input type="checkbox"/> None
Mitigations:	n/a		Exudations:	<input checked="" type="checkbox"/> No <input type="checkbox"/> Yes

Comments & Notes: Leans north; 2 other trunks cut at base; shaded out be oak to west

⁷⁹ Health: A =Outstanding; B = Above Average; C = Average; D = Below Average; F = Dead

⁸⁰ Decurrent = Lacking Strong Central Leader. Excurrent = Strong Central Leader.

⁸¹ Aesthetic (compared to standard tree of same species) : A = nearly symmetrical, healthy tree – F = Dead

Trunk dbh must be 4" to be included – cumulative diameters. *Juglans nigra*; *Platanus racemosa*; *Umbellularia californica*; native *Quercus sp.* Except scrub oaks not protected.

Survey Date: 4/5/11

Tree Number: 228

GENERAL CHARACTERISTICS				
Species: <input checked="" type="checkbox"/> <i>Q. agrifolia</i> <input type="checkbox"/> <i>Q. lobata</i>			Health Rating ⁸² : <input type="checkbox"/> A <input type="checkbox"/> B <input type="checkbox"/> C <input checked="" type="checkbox"/> D <input type="checkbox"/> F	
<input type="checkbox"/> <i>Ca. Sycamore</i> <input type="checkbox"/> <i>Ca. Bay</i> <input type="checkbox"/> <i>Ca. Black Walnut</i>			Form: <input type="checkbox"/> symmetric <input type="checkbox"/> minor asymmetry	
Trunk Count: 1 Height (ft.): 18			<input checked="" type="checkbox"/> major asymmetry <input type="checkbox"/> stump sprout	
Trunk DBH (in.): 5.5			<input type="checkbox"/> stag-head	
Percent Canopy Cover: 70%			Crown Class ⁸³ : <input checked="" type="checkbox"/> Decurrent <input type="checkbox"/> Excurrent	
Existing Terrain: <input type="checkbox"/> Flat <input checked="" type="checkbox"/> Slope			Age Class: <input type="checkbox"/> immature <input checked="" type="checkbox"/> semi-mature	
Aesthetic Rating ⁸⁴ : <input type="checkbox"/> A <input type="checkbox"/> B <input type="checkbox"/> C <input checked="" type="checkbox"/> D <input type="checkbox"/> F			<input type="checkbox"/> mature <input type="checkbox"/> over-mature/senescent	
Overall Grade: <input type="checkbox"/> A <input type="checkbox"/> B <input type="checkbox"/> C <input checked="" type="checkbox"/> D <input type="checkbox"/> F			Heritage Tree: <input checked="" type="checkbox"/> No <input type="checkbox"/> Yes	
CANOPY CHARACTERISTICS			TREE HEALTH	
	Dripline Radius (Feet)	Canopy to Grade (Feet)	Wound Wood Development:	Excellent <input type="checkbox"/> Average <input checked="" type="checkbox"/> Poor <input type="checkbox"/> None <input type="checkbox"/>
N	18		Foliage Density:	<input type="checkbox"/> Normal <input checked="" type="checkbox"/> Sparse
NE			Weak crotches:	<input type="checkbox"/> No <input checked="" type="checkbox"/> Yes
E	12		Oak Pit Scale:	<input checked="" type="checkbox"/> No <input type="checkbox"/> Yes
SE			Mainstem dieback:	<input checked="" type="checkbox"/> No <input type="checkbox"/> Yes
S	3		Exposed Roots:	<input checked="" type="checkbox"/> No <input type="checkbox"/> Yes
SW			Epicormic growth:	<input checked="" type="checkbox"/> No <input type="checkbox"/> Yes
W	2		Shading Out:	<input type="checkbox"/> No <input checked="" type="checkbox"/> Yes
NW			Cavities: <input type="checkbox"/> None	<input type="checkbox"/> Trunk <input checked="" type="checkbox"/> Branch
			Exfoliating Bark:	<input checked="" type="checkbox"/> No <input checked="" type="checkbox"/> Yes
CANOPY SPREAD (FEET): 21			Water Pocket(s):	<input checked="" type="checkbox"/> No <input checked="" type="checkbox"/> Yes
PROPOSED ACTIONS			Mechanical Damage:	<input checked="" type="checkbox"/> Trunk <input checked="" type="checkbox"/> Branch <input type="checkbox"/> None
Monitor for Progress: <input type="checkbox"/> Yes <input type="checkbox"/> No			Canker/Galls:	<input type="checkbox"/> No <input checked="" type="checkbox"/> Yes
Treat Infestations: <input type="checkbox"/> Yes <input type="checkbox"/> No			Fungus:	<input type="checkbox"/> No <input checked="" type="checkbox"/> Yes
Remove Deadwood: <input type="checkbox"/> Yes <input type="checkbox"/> No			Vigor:	<input type="checkbox"/> Excellent <input type="checkbox"/> Average
Support Structure: <input type="checkbox"/> Yes <input type="checkbox"/> No				<input checked="" type="checkbox"/> Fair <input type="checkbox"/> Poor
IMPACTS & MITIGATIONS			Twig/ Branch Dieback:	<input type="checkbox"/> None <input type="checkbox"/> Minor <input checked="" type="checkbox"/> Moderate <input type="checkbox"/> Extensive
In Impacted Area: <input type="checkbox"/> Yes <input type="checkbox"/> No n/a			Leaf Size:	<input checked="" type="checkbox"/> Normal <input type="checkbox"/> Small
Proposed Land Use: n/a			Heart Rot:	<input type="checkbox"/> No <input checked="" type="checkbox"/> Yes
Impacts: n/a			Insects:	<input type="checkbox"/> Minor <input checked="" type="checkbox"/> Moderate <input type="checkbox"/> Extensive <input type="checkbox"/> None
Mitigations: n/a			Exudations:	<input checked="" type="checkbox"/> No <input type="checkbox"/> Yes

Comments & Notes:

⁸² Health: A =Outstanding; B = Above Average; C = Average; D = Below Average; F = Dead

⁸³ Decurrent = Lacking Strong Central Leader. Excurrent = Strong Central Leader.

⁸⁴ Aesthetic (compared to standard tree of same species) : A = nearly symmetrical, healthy tree – F = Dead

Trunk dbh must be 4" to be included – cumulative diameters. *Juglans nigra*; *Platanus racemosa*; *Umbellularia californica*; native *Quercus sp.* Except scrub oaks not protected.

TREE FIELD DATA WORKSHEET (City of L.A.)

LDC Project No. 10003-001

Survey Date: 4/5/11

Tree Number: 229

GENERAL CHARACTERISTICS				
Species: <input type="checkbox"/> <i>Q. agrifolia</i> <input type="checkbox"/> <i>Q. lobata</i>			Health Rating ⁸⁵ : <input type="checkbox"/> A <input type="checkbox"/> B <input type="checkbox"/> C <input checked="" type="checkbox"/> D <input type="checkbox"/> F	
<input type="checkbox"/> <i>Ca. Sycamore</i> <input type="checkbox"/> <i>Ca. Bay</i> <input checked="" type="checkbox"/> <i>Ca. Black Walnut</i>			Form: <input type="checkbox"/> symmetric <input type="checkbox"/> minor asymmetry	
Trunk Count: 2 Height (ft.): 35			<input checked="" type="checkbox"/> major asymmetry <input type="checkbox"/> stump sprout	
Trunk DBH (in.): 12.5, 10			<input type="checkbox"/> stag-head	
Percent Canopy Cover: 25%			Crown Class ⁸⁶ : <input checked="" type="checkbox"/> Decurrent <input type="checkbox"/> Excurrent	
Existing Terrain: <input type="checkbox"/> Flat <input checked="" type="checkbox"/> Slope			Age Class: <input type="checkbox"/> immature <input type="checkbox"/> semi-mature	
Aesthetic Rating ⁸⁷ : <input type="checkbox"/> A <input type="checkbox"/> B <input type="checkbox"/> C <input checked="" type="checkbox"/> D <input type="checkbox"/> F			<input type="checkbox"/> mature <input checked="" type="checkbox"/> over-mature/senescent	
Overall Grade: <input type="checkbox"/> A <input type="checkbox"/> B <input type="checkbox"/> C <input checked="" type="checkbox"/> D <input type="checkbox"/> F			Heritage Tree: <input checked="" type="checkbox"/> No <input type="checkbox"/> Yes	
CANOPY CHARACTERISTICS			TREE HEALTH	
	Dripline Radius (Feet)	Canopy to Grade (Feet)	Wound Wood Development:	Excellent <input type="checkbox"/> Average <input type="checkbox"/> Poor <input checked="" type="checkbox"/> None <input type="checkbox"/>
N	19		Foliage Density:	<input type="checkbox"/> Normal <input checked="" type="checkbox"/> Sparse
NE			Weak crotches:	<input type="checkbox"/> No <input checked="" type="checkbox"/> Yes
E	22		Oak Pit Scale:	<input checked="" type="checkbox"/> No <input type="checkbox"/> Yes
SE			Mainstem dieback:	<input type="checkbox"/> No <input checked="" type="checkbox"/> Yes
S	0		Exposed Roots:	<input type="checkbox"/> No <input checked="" type="checkbox"/> Yes
SW			Epicormic growth:	<input type="checkbox"/> No <input checked="" type="checkbox"/> Yes
W	0		Shading Out:	<input type="checkbox"/> No <input checked="" type="checkbox"/> Yes
NW			Cavities: <input type="checkbox"/> None <input checked="" type="checkbox"/> Trunk <input checked="" type="checkbox"/> Branch	
CANOPY SPREAD (FEET): 22			Exfoliating Bark:	<input type="checkbox"/> No <input checked="" type="checkbox"/> Yes
PROPOSED ACTIONS			Water Pocket(s):	<input checked="" type="checkbox"/> No <input type="checkbox"/> Yes
Monitor for Progress:	<input type="checkbox"/> Yes <input type="checkbox"/> No		Mechanical Damage:	<input checked="" type="checkbox"/> Trunk <input checked="" type="checkbox"/> Branch <input type="checkbox"/> None
Treat Infestations:	<input type="checkbox"/> Yes <input type="checkbox"/> No		Canker/Galls:	<input type="checkbox"/> No <input checked="" type="checkbox"/> Yes
Remove Deadwood:	<input type="checkbox"/> Yes <input type="checkbox"/> No		Fungus:	<input type="checkbox"/> No <input checked="" type="checkbox"/> Yes
Support Structure:	<input type="checkbox"/> Yes <input type="checkbox"/> No		Vigor:	<input type="checkbox"/> Excellent <input type="checkbox"/> Average <input type="checkbox"/> Fair <input checked="" type="checkbox"/> Poor
IMPACTS & MITIGATIONS			Twig/ Branch Dieback:	<input type="checkbox"/> None <input type="checkbox"/> Minor <input type="checkbox"/> Moderate <input checked="" type="checkbox"/> Extensive
In Impacted Area:	<input type="checkbox"/> Yes <input type="checkbox"/> No n/a		Leaf Size:	<input checked="" type="checkbox"/> Normal <input type="checkbox"/> Small
Proposed Land Use:	n/a		Heart Rot:	<input type="checkbox"/> No <input checked="" type="checkbox"/> Yes
Impacts:	n/a		Insects:	<input type="checkbox"/> Minor <input type="checkbox"/> Moderate <input checked="" type="checkbox"/> Extensive <input type="checkbox"/> None
Mitigations:	n/a		Exudations:	<input checked="" type="checkbox"/> No <input type="checkbox"/> Yes

Comments & Notes: one dead trunk; lots of decay; black spots on leaves; north trunks have been cut

⁸⁵ Health: A =Outstanding; B = Above Average; C = Average; D = Below Average; F = Dead

⁸⁶ Decurrent = Lacking Strong Central Leader. Excurrent = Strong Central Leader.

⁸⁷ Aesthetic (compared to standard tree of same species) : A = nearly symmetrical, healthy tree – F = Dead

Trunk dbh must be 4" to be included – cumulative diameters. *Juglans nigra*; *Platanus racemosa*; *Umbellularia californica*; native *Quercus sp.* Except scrub oaks not protected.

Survey Date: 4/5/11

Tree Number: 230

GENERAL CHARACTERISTICS				
Species: <input checked="" type="checkbox"/> <i>Q. agrifolia</i> <input type="checkbox"/> <i>Q. lobata</i>			Health Rating ⁸⁸ : <input type="checkbox"/> A <input type="checkbox"/> B <input checked="" type="checkbox"/> C <input type="checkbox"/> D <input type="checkbox"/> F	
<input type="checkbox"/> <i>Ca. Sycamore</i> <input type="checkbox"/> <i>Ca. Bay</i> <input type="checkbox"/> <i>Ca. Black Walnut</i>			Form: <input type="checkbox"/> symmetric <input type="checkbox"/> minor asymmetry	
Trunk Count: 2 Height (ft.): 30			<input checked="" type="checkbox"/> major asymmetry <input type="checkbox"/> stump sprout	
Trunk DBH (in.): 13, 5			<input type="checkbox"/> stag-head	
Percent Canopy Cover: 90%			Crown Class ⁸⁹ : <input checked="" type="checkbox"/> Decurrent <input type="checkbox"/> Excurrent	
Existing Terrain: <input checked="" type="checkbox"/> Flat <input type="checkbox"/> Slope			Age Class: <input type="checkbox"/> immature <input type="checkbox"/> semi-mature	
Aesthetic Rating ⁹⁰ : <input type="checkbox"/> A <input type="checkbox"/> B <input checked="" type="checkbox"/> C <input type="checkbox"/> D <input type="checkbox"/> F			<input checked="" type="checkbox"/> mature <input type="checkbox"/> over-mature/senescent	
Overall Grade: <input type="checkbox"/> A <input type="checkbox"/> B <input checked="" type="checkbox"/> C <input type="checkbox"/> D <input type="checkbox"/> F			Heritage Tree: <input checked="" type="checkbox"/> No <input type="checkbox"/> Yes	
CANOPY CHARACTERISTICS			TREE HEALTH	
	Dripline Radius (Feet)	Canopy to Grade (Feet)	Wound Wood Development:	Excellent <input type="checkbox"/> Average <input checked="" type="checkbox"/> Poor <input type="checkbox"/> None <input type="checkbox"/>
N	16		Foliage Density:	<input checked="" type="checkbox"/> Normal <input type="checkbox"/> Sparse
NE			Weak crotches:	<input checked="" type="checkbox"/> No <input type="checkbox"/> Yes
E	6		Oak Pit Scale:	<input checked="" type="checkbox"/> No <input type="checkbox"/> Yes
SE			Mainstem dieback:	<input type="checkbox"/> No <input checked="" type="checkbox"/> Yes
S	10		Exposed Roots:	<input checked="" type="checkbox"/> No <input type="checkbox"/> Yes
SW			Epicormic growth:	<input checked="" type="checkbox"/> No <input type="checkbox"/> Yes
W	28		Shading Out:	<input type="checkbox"/> No <input checked="" type="checkbox"/> Yes
NW			Cavities: <input type="checkbox"/> None <input checked="" type="checkbox"/> Trunk <input type="checkbox"/> Branch	
CANOPY SPREAD (FEET): 34			Exfoliating Bark:	<input checked="" type="checkbox"/> No <input type="checkbox"/> Yes
PROPOSED ACTIONS			Water Pocket(s):	<input checked="" type="checkbox"/> No <input type="checkbox"/> Yes
Monitor for Progress: <input type="checkbox"/> Yes <input type="checkbox"/> No			Mechanical Damage:	<input checked="" type="checkbox"/> Trunk <input checked="" type="checkbox"/> Branch <input type="checkbox"/> None
Treat Infestations: <input type="checkbox"/> Yes <input type="checkbox"/> No			Canker/Galls:	<input type="checkbox"/> No <input checked="" type="checkbox"/> Yes
Remove Deadwood: <input type="checkbox"/> Yes <input type="checkbox"/> No			Fungus:	<input type="checkbox"/> No <input checked="" type="checkbox"/> Yes
Support Structure: <input type="checkbox"/> Yes <input type="checkbox"/> No			Vigor:	<input type="checkbox"/> Excellent <input checked="" type="checkbox"/> Average <input type="checkbox"/> Fair <input type="checkbox"/> Poor
IMPACTS & MITIGATIONS			Twig/ Branch Dieback:	<input type="checkbox"/> None <input type="checkbox"/> Minor <input checked="" type="checkbox"/> Moderate <input type="checkbox"/> Extensive
In Impacted Area: <input type="checkbox"/> Yes <input type="checkbox"/> No n/a			Leaf Size:	<input type="checkbox"/> Normal <input checked="" type="checkbox"/> Small
Proposed Land Use: n/a			Heart Rot:	<input type="checkbox"/> No <input checked="" type="checkbox"/> Yes
Impacts: n/a			Insects:	<input type="checkbox"/> Minor <input checked="" type="checkbox"/> Moderate <input type="checkbox"/> Extensive <input type="checkbox"/> None
Mitigations: n/a			Exudations:	<input checked="" type="checkbox"/> No <input type="checkbox"/> Yes

Comments & Notes: leans northwest; beetles/borers; another trunk was cut at base on north; recommend remove debris from within dripline

⁸⁸ Health: A =Outstanding; B = Above Average; C = Average; D = Below Average; F = Dead

⁸⁹ Decurrent = Lacking Strong Central Leader. Excurrent = Strong Central Leader.

⁹⁰ Aesthetic (compared to standard tree of same species) : A = nearly symmetrical, healthy tree – F = Dead

Trunk dbh must be 4" to be included – cumulative diameters. *Juglans nigra*; *Platanus racemosa*; *Umbellularia californica*; native *Quercus sp.* Except scrub oaks not protected.

Survey Date: 4/5/11

Tree Number: 231

GENERAL CHARACTERISTICS				
Species: <input type="checkbox"/> <i>Q. agrifolia</i> <input type="checkbox"/> <i>Q. lobata</i>			Health Rating ⁹¹ : <input type="checkbox"/> A <input type="checkbox"/> B <input type="checkbox"/> C <input checked="" type="checkbox"/> D <input type="checkbox"/> F	
<input type="checkbox"/> <i>Ca. Sycamore</i> <input type="checkbox"/> <i>Ca. Bay</i> <input checked="" type="checkbox"/> <i>Ca. Black Walnut</i>			Form: <input type="checkbox"/> symmetric <input type="checkbox"/> minor asymmetry	
Trunk Count: 5 Height (ft.): 25			<input checked="" type="checkbox"/> major asymmetry <input type="checkbox"/> stump sprout	
Trunk DBH (in.): 4.5, 4.5, 4, 10, 4.5			<input type="checkbox"/> stag-head	
Percent Canopy Cover: 55%			Crown Class ⁹² : <input checked="" type="checkbox"/> Decurrent <input type="checkbox"/> Excurrent	
Existing Terrain: <input type="checkbox"/> Flat <input checked="" type="checkbox"/> Slope			Age Class: <input type="checkbox"/> immature <input type="checkbox"/> semi-mature	
Aesthetic Rating ⁹³ : <input type="checkbox"/> A <input type="checkbox"/> B <input type="checkbox"/> C <input checked="" type="checkbox"/> D <input type="checkbox"/> F			<input checked="" type="checkbox"/> mature <input type="checkbox"/> over-mature/senescent	
Overall Grade: <input type="checkbox"/> A <input type="checkbox"/> B <input type="checkbox"/> C <input checked="" type="checkbox"/> D <input type="checkbox"/> F			Heritage Tree: <input checked="" type="checkbox"/> No <input type="checkbox"/> Yes	
CANOPY CHARACTERISTICS			TREE HEALTH	
	Dripline Radius (Feet)	Canopy to Grade (Feet)	Wound Wood Development:	Excellent <input type="checkbox"/> Average <input type="checkbox"/> Poor <input checked="" type="checkbox"/> None <input type="checkbox"/>
N	37		Foliage Density:	<input type="checkbox"/> Normal <input checked="" type="checkbox"/> Sparse
NE			Weak crotches:	<input type="checkbox"/> No <input checked="" type="checkbox"/> Yes
E	12		Oak Pit Scale:	<input checked="" type="checkbox"/> No <input type="checkbox"/> Yes
SE			Mainstem dieback:	<input type="checkbox"/> No <input checked="" type="checkbox"/> Yes
S	0		Exposed Roots:	<input checked="" type="checkbox"/> No <input type="checkbox"/> Yes
SW			Epicormic growth:	<input type="checkbox"/> No <input checked="" type="checkbox"/> Yes
W	17		Shading Out:	<input type="checkbox"/> No <input checked="" type="checkbox"/> Yes
NW			Cavities: <input type="checkbox"/> None	<input checked="" type="checkbox"/> Trunk <input checked="" type="checkbox"/> Branch
			Exfoliating Bark:	<input type="checkbox"/> No <input checked="" type="checkbox"/> Yes
CANOPY SPREAD (FEET): 37			Water Pocket(s):	<input checked="" type="checkbox"/> No <input type="checkbox"/> Yes
PROPOSED ACTIONS			Mechanical Damage:	<input type="checkbox"/> Trunk <input type="checkbox"/> Branch <input checked="" type="checkbox"/> None
Monitor for Progress:	<input type="checkbox"/> Yes <input type="checkbox"/> No		Canker/Galls:	<input type="checkbox"/> No <input checked="" type="checkbox"/> Yes
Treat Infestations:	<input type="checkbox"/> Yes <input type="checkbox"/> No		Fungus:	<input type="checkbox"/> No <input checked="" type="checkbox"/> Yes
Remove Deadwood:	<input type="checkbox"/> Yes <input type="checkbox"/> No		Vigor:	<input type="checkbox"/> Excellent <input type="checkbox"/> Average
Support Structure:	<input type="checkbox"/> Yes <input type="checkbox"/> No			<input type="checkbox"/> Fair <input checked="" type="checkbox"/> Poor
IMPACTS & MITIGATIONS			Twig/ Branch Dieback:	<input type="checkbox"/> None <input type="checkbox"/> Minor <input type="checkbox"/> Moderate <input checked="" type="checkbox"/> Extensive
In Impacted Area:	<input type="checkbox"/> Yes <input type="checkbox"/> No n/a		Leaf Size:	<input type="checkbox"/> Normal <input checked="" type="checkbox"/> Small
Proposed Land Use:	n/a		Heart Rot:	<input type="checkbox"/> No <input checked="" type="checkbox"/> Yes
Impacts: n/a			Insects:	<input type="checkbox"/> Minor <input type="checkbox"/> Moderate <input checked="" type="checkbox"/> Extensive <input type="checkbox"/> None
Mitigations: n/a			Exudations:	<input checked="" type="checkbox"/> No <input type="checkbox"/> Yes

Comments & Notes:

⁹¹ Health: A =Outstanding; B = Above Average; C = Average; D = Below Average; F = Dead

⁹² Decurrent = Lacking Strong Central Leader. Excurrent = Strong Central Leader.

⁹³ Aesthetic (compared to standard tree of same species) : A = nearly symmetrical, healthy tree – F = Dead

Trunk dbh must be 4" to be included – cumulative diameters. *Juglans nigra*; *Platanus racemosa*; *Umbellularia californica*; native *Quercus sp.* Except scrub oaks not protected.

TREE FIELD DATA WORKSHEET (City of L.A.)

LDC Project No. 10003-001

Survey Date: 4/5/11

Tree Number: 232

GENERAL CHARACTERISTICS			TREE HEALTH		
Species: <input type="checkbox"/> <i>Q. agrifolia</i> <input type="checkbox"/> <i>Q. lobata</i>			Health Rating ⁹⁴ : <input type="checkbox"/> A <input type="checkbox"/> B <input type="checkbox"/> C <input checked="" type="checkbox"/> D <input type="checkbox"/> F		
<input type="checkbox"/> <i>Ca. Sycamore</i> <input type="checkbox"/> <i>Ca. Bay</i> <input checked="" type="checkbox"/> <i>Ca. Black Walnut</i>			Form: <input type="checkbox"/> symmetric <input type="checkbox"/> minor asymmetry		
Trunk Count: 1 Height (ft.): 20			<input checked="" type="checkbox"/> major asymmetry <input type="checkbox"/> stump sprout		
Trunk DBH (in.): 8			<input type="checkbox"/> stag-head		
Percent Canopy Cover: 30%			Crown Class ⁹⁵ : <input checked="" type="checkbox"/> Decurrent <input type="checkbox"/> Excurrent		
Existing Terrain: <input type="checkbox"/> Flat <input checked="" type="checkbox"/> Slope			Age Class: <input checked="" type="checkbox"/> immature <input checked="" type="checkbox"/> semi-mature		
Aesthetic Rating ⁹⁶ : <input type="checkbox"/> A <input type="checkbox"/> B <input type="checkbox"/> C <input checked="" type="checkbox"/> D <input type="checkbox"/> F			<input type="checkbox"/> mature <input type="checkbox"/> over-mature/senescent		
Overall Grade: <input type="checkbox"/> A <input type="checkbox"/> B <input type="checkbox"/> C <input checked="" type="checkbox"/> D <input type="checkbox"/> F			Heritage Tree: <input checked="" type="checkbox"/> No <input type="checkbox"/> Yes		
CANOPY CHARACTERISTICS			TREE HEALTH		
	Dripline Radius (Feet)	Canopy to Grade (Feet)	Wound Wood Development:	Excellent <input type="checkbox"/> Average <input type="checkbox"/>	Poor <input checked="" type="checkbox"/> None <input type="checkbox"/>
N	24		Foliage Density:	<input type="checkbox"/> Normal <input checked="" type="checkbox"/> Sparse	
NE			Weak crotches:	<input checked="" type="checkbox"/> No <input type="checkbox"/> Yes	
E	0		Oak Pit Scale:	<input checked="" type="checkbox"/> No <input type="checkbox"/> Yes	
SE			Mainstem dieback:	<input type="checkbox"/> No <input checked="" type="checkbox"/> Yes	
S	0		Exposed Roots:	<input checked="" type="checkbox"/> No <input type="checkbox"/> Yes	
SW			Epicormic growth:	<input checked="" type="checkbox"/> No <input type="checkbox"/> Yes	
W	0		Shading Out:	<input type="checkbox"/> No <input checked="" type="checkbox"/> Yes	
NW			Cavities: <input type="checkbox"/> None <input type="checkbox"/> Trunk <input checked="" type="checkbox"/> Branch		
CANOPY SPREAD (FEET): 24			Exfoliating Bark:	<input checked="" type="checkbox"/> No <input type="checkbox"/> Yes	
PROPOSED ACTIONS			Water Pocket(s):	<input checked="" type="checkbox"/> No <input type="checkbox"/> Yes	
Monitor for Progress:	<input type="checkbox"/> Yes <input type="checkbox"/> No		Mechanical Damage:	<input type="checkbox"/> Trunk <input type="checkbox"/> Branch	<input checked="" type="checkbox"/> None
Treat Infestations:	<input type="checkbox"/> Yes <input type="checkbox"/> No		Canker/Galls:	<input type="checkbox"/> No <input checked="" type="checkbox"/> Yes	
Remove Deadwood:	<input type="checkbox"/> Yes <input type="checkbox"/> No		Fungus:	<input type="checkbox"/> No <input checked="" type="checkbox"/> Yes	
Support Structure:	<input type="checkbox"/> Yes <input type="checkbox"/> No		Vigor:	<input type="checkbox"/> Excellent <input type="checkbox"/> Average	<input type="checkbox"/> Fair <input checked="" type="checkbox"/> Poor
IMPACTS & MITIGATIONS			Twig/ Branch Dieback:	<input type="checkbox"/> None <input type="checkbox"/> Minor	<input type="checkbox"/> Moderate <input checked="" type="checkbox"/> Extensive
In Impacted Area:	<input type="checkbox"/> Yes <input type="checkbox"/> No n/a		Leaf Size:	<input type="checkbox"/> Normal <input checked="" type="checkbox"/> Small	
Proposed Land Use:	n/a		Heart Rot:	<input type="checkbox"/> No <input checked="" type="checkbox"/> Yes	
Impacts:	n/a		Insects:	<input type="checkbox"/> Minor <input type="checkbox"/> Moderate	<input checked="" type="checkbox"/> Extensive <input type="checkbox"/> None
Mitigations:	n/a		Exudations:	<input checked="" type="checkbox"/> No <input type="checkbox"/> Yes	

Comments & Notes:

⁹⁴ Health: A =Outstanding; B = Above Average; C = Average; D = Below Average; F = Dead

⁹⁵ Decurrent = Lacking Strong Central Leader. Excurrent = Strong Central Leader.

⁹⁶ Aesthetic (compared to standard tree of same species) : A = nearly symmetrical, healthy tree – F = Dead

Trunk dbh must be 4" to be included – cumulative diameters. *Juglans nigra*; *Platanus racemosa*; *Umbellularia californica*; native *Quercus sp.* Except scrub oaks not protected.

Survey Date: 4/5/11

Tree Number: 233

GENERAL CHARACTERISTICS				
Species: <input type="checkbox"/> <i>Q. agrifolia</i> <input type="checkbox"/> <i>Q. lobata</i>			Health Rating ⁹⁷ : <input type="checkbox"/> A <input type="checkbox"/> B <input type="checkbox"/> C <input checked="" type="checkbox"/> D <input type="checkbox"/> F	
<input type="checkbox"/> <i>Ca. Sycamore</i> <input type="checkbox"/> <i>Ca. Bay</i> <input checked="" type="checkbox"/> <i>Ca. Black Walnut</i>			Form: <input type="checkbox"/> symmetric <input type="checkbox"/> minor asymmetry	
Trunk Count: 1 Height (ft.): 20			<input checked="" type="checkbox"/> major asymmetry <input type="checkbox"/> stump sprout	
Trunk DBH (in.): 6			<input type="checkbox"/> stag-head	
Percent Canopy Cover: 50%			Crown Class ⁹⁸ : <input checked="" type="checkbox"/> Decurrent <input type="checkbox"/> Excurrent	
Existing Terrain: <input type="checkbox"/> Flat <input checked="" type="checkbox"/> Slope			Age Class: <input type="checkbox"/> immature <input checked="" type="checkbox"/> semi-mature	
Aesthetic Rating ⁹⁹ : <input type="checkbox"/> A <input type="checkbox"/> B <input type="checkbox"/> C <input checked="" type="checkbox"/> D <input type="checkbox"/> F			<input type="checkbox"/> mature <input type="checkbox"/> over-mature/senescent	
Overall Grade: <input type="checkbox"/> A <input type="checkbox"/> B <input type="checkbox"/> C <input checked="" type="checkbox"/> D <input type="checkbox"/> F			Heritage Tree: <input checked="" type="checkbox"/> No <input type="checkbox"/> Yes	
CANOPY CHARACTERISTICS			TREE HEALTH	
	Dripline Radius (Feet)	Canopy to Grade (Feet)	Wound Wood Development:	Excellent <input type="checkbox"/> Average <input type="checkbox"/> Poor <input checked="" type="checkbox"/> None <input type="checkbox"/>
N	0		Foliage Density:	<input type="checkbox"/> Normal <input checked="" type="checkbox"/> Sparse
NE			Weak crotches:	<input checked="" type="checkbox"/> No <input type="checkbox"/> Yes
E	0		Oak Pit Scale:	<input checked="" type="checkbox"/> No <input type="checkbox"/> Yes
SE			Mainstem dieback:	<input type="checkbox"/> No <input checked="" type="checkbox"/> Yes
S	0		Exposed Roots:	<input checked="" type="checkbox"/> No <input type="checkbox"/> Yes
SW			Epicormic growth:	<input checked="" type="checkbox"/> No <input type="checkbox"/> Yes
W	24		Shading Out:	<input type="checkbox"/> No <input checked="" type="checkbox"/> Yes
NW			Cavities: <input checked="" type="checkbox"/> None	<input type="checkbox"/> Trunk <input type="checkbox"/> Branch
CANOPY SPREAD (FEET): 24			Exfoliating Bark:	<input type="checkbox"/> No <input checked="" type="checkbox"/> Yes
PROPOSED ACTIONS			Water Pocket(s):	<input checked="" type="checkbox"/> No <input type="checkbox"/> Yes
Monitor for Progress: <input type="checkbox"/> Yes <input type="checkbox"/> No			Mechanical Damage:	<input type="checkbox"/> Trunk <input type="checkbox"/> Branch <input checked="" type="checkbox"/> None
Treat Infestations: <input type="checkbox"/> Yes <input type="checkbox"/> No			Canker/Galls:	<input type="checkbox"/> No <input checked="" type="checkbox"/> Yes
Remove Deadwood: <input type="checkbox"/> Yes <input type="checkbox"/> No			Fungus:	<input type="checkbox"/> No <input checked="" type="checkbox"/> Yes
Support Structure: <input type="checkbox"/> Yes <input type="checkbox"/> No			Vigor:	<input type="checkbox"/> Excellent <input type="checkbox"/> Average <input type="checkbox"/> Fair <input checked="" type="checkbox"/> Poor
IMPACTS & MITIGATIONS			Twig/ Branch Dieback:	<input type="checkbox"/> None <input type="checkbox"/> Minor <input type="checkbox"/> Moderate <input checked="" type="checkbox"/> Extensive
In Impacted Area: <input type="checkbox"/> Yes <input type="checkbox"/> No n/a			Leaf Size:	<input type="checkbox"/> Normal <input checked="" type="checkbox"/> Small
Proposed Land Use: n/a			Heart Rot:	<input type="checkbox"/> No <input checked="" type="checkbox"/> Yes
Impacts: n/a			Insects:	<input type="checkbox"/> Minor <input type="checkbox"/> Moderate <input checked="" type="checkbox"/> Extensive <input type="checkbox"/> None
Mitigations: n/a			Exudations:	<input checked="" type="checkbox"/> No <input type="checkbox"/> Yes

Comments & Notes: leans northwest; lots of deadwood

⁹⁷ Health: A =Outstanding; B = Above Average; C = Average; D = Below Average; F = Dead

⁹⁸ Decurrent = Lacking Strong Central Leader. Excurrent = Strong Central Leader.

⁹⁹ Aesthetic (compared to standard tree of same species) : A = nearly symmetrical, healthy tree – F = Dead

Trunk dbh must be 4" to be included – cumulative diameters. *Juglans nigra*; *Platanus racemosa*; *Umbellularia californica*; native *Quercus sp.* Except scrub oaks not protected.

TREE FIELD DATA WORKSHEET (City of L.A.)

LDC Project No. 10003-001

Survey Date: 4/5/11

Tree Number: 234

GENERAL CHARACTERISTICS					
Species: <input checked="" type="checkbox"/> <i>Q. agrifolia</i> <input type="checkbox"/> <i>Q. lobata</i>			Health Rating ¹⁰⁰ : <input type="checkbox"/> A <input type="checkbox"/> B <input checked="" type="checkbox"/> C <input type="checkbox"/> D <input type="checkbox"/> F		
<input type="checkbox"/> <i>Ca. Sycamore</i> <input type="checkbox"/> <i>Ca. Bay</i> <input type="checkbox"/> <i>Ca. Black Walnut</i>			Form: <input type="checkbox"/> symmetric <input checked="" type="checkbox"/> minor asymmetry		
Trunk Count: 4 Height (ft.): 25			<input type="checkbox"/> major asymmetry <input type="checkbox"/> stump sprout		
Trunk DBH (in.): 11.5, 3, 2.5, 8.5			<input type="checkbox"/> stag-head		
Percent Canopy Cover: 40%			Crown Class ¹⁰¹ : <input checked="" type="checkbox"/> Decurrent <input type="checkbox"/> Excurrent		
Existing Terrain: <input type="checkbox"/> Flat <input checked="" type="checkbox"/> Slope			Age Class: <input type="checkbox"/> immature <input type="checkbox"/> semi-mature		
Aesthetic Rating ¹⁰² : <input type="checkbox"/> A <input type="checkbox"/> B <input checked="" type="checkbox"/> C <input type="checkbox"/> D <input type="checkbox"/> F			<input checked="" type="checkbox"/> mature <input type="checkbox"/> over-mature/senescent		
Overall Grade: <input type="checkbox"/> A <input type="checkbox"/> B <input checked="" type="checkbox"/> C <input type="checkbox"/> D <input type="checkbox"/> F			Heritage Tree: <input checked="" type="checkbox"/> No <input type="checkbox"/> Yes		
CANOPY CHARACTERISTICS			TREE HEALTH		
	Dripline Radius (Feet)	Canopy to Grade (Feet)	Wound Wood Development:	Excellent <input type="checkbox"/> Average <input checked="" type="checkbox"/>	Poor <input type="checkbox"/> None <input type="checkbox"/>
N	20		Foliage Density:	<input type="checkbox"/> Normal <input checked="" type="checkbox"/> Sparse	
NE			Weak crotches:	<input checked="" type="checkbox"/> No <input type="checkbox"/> Yes	
E	14		Oak Pit Scale:	<input checked="" type="checkbox"/> No <input type="checkbox"/> Yes	
SE			Mainstem dieback:	<input checked="" type="checkbox"/> No <input type="checkbox"/> Yes	
S	25		Exposed Roots:	<input checked="" type="checkbox"/> No <input type="checkbox"/> Yes	
SW			Epicormic growth:	<input checked="" type="checkbox"/> No <input type="checkbox"/> Yes	
W	16		Shading Out:	<input type="checkbox"/> No <input checked="" type="checkbox"/> Yes	
NW			Cavities: <input checked="" type="checkbox"/> None	<input type="checkbox"/> Trunk <input type="checkbox"/> Branch	
CANOPY SPREAD (FEET): 45			Exfoliating Bark:	<input checked="" type="checkbox"/> No <input type="checkbox"/> Yes	
PROPOSED ACTIONS			Water Pocket(s):	<input checked="" type="checkbox"/> No <input type="checkbox"/> Yes	
Monitor for Progress:	<input type="checkbox"/> Yes <input type="checkbox"/> No		Mechanical Damage:	<input type="checkbox"/> Trunk <input type="checkbox"/> Branch	<input checked="" type="checkbox"/> None
Treat Infestations:	<input type="checkbox"/> Yes <input type="checkbox"/> No		Canker/Galls:	<input type="checkbox"/> No <input checked="" type="checkbox"/> Yes	
Remove Deadwood:	<input type="checkbox"/> Yes <input type="checkbox"/> No		Fungus:	<input type="checkbox"/> No <input checked="" type="checkbox"/> Yes	
Support Structure:	<input type="checkbox"/> Yes <input type="checkbox"/> No		Vigor:	<input type="checkbox"/> Excellent <input type="checkbox"/> Average	<input checked="" type="checkbox"/> Fair <input type="checkbox"/> Poor
IMPACTS & MITIGATIONS			Twig/ Branch Dieback:	<input type="checkbox"/> None <input type="checkbox"/> Minor	<input checked="" type="checkbox"/> Moderate <input type="checkbox"/> Extensive
In Impacted Area:	<input type="checkbox"/> Yes <input type="checkbox"/> No n/a		Leaf Size:	<input type="checkbox"/> Normal <input checked="" type="checkbox"/> Small	
Proposed Land Use:	n/a		Heart Rot:	<input checked="" type="checkbox"/> No <input type="checkbox"/> Yes	
Impacts:	n/a		Insects:	<input type="checkbox"/> Minor <input checked="" type="checkbox"/> Moderate	<input type="checkbox"/> Extensive <input type="checkbox"/> None
Mitigations:	n/a		Exudations:	<input checked="" type="checkbox"/> No <input type="checkbox"/> Yes	

Comments & Notes: poison oak surround tree

¹⁰⁰ Health: A = Outstanding; B = Above Average; C = Average; D = Below Average; F = Dead

¹⁰¹ Decurrent = Lacking Strong Central Leader. Excurrent = Strong Central Leader.

¹⁰² Aesthetic (compared to standard tree of same species) : A = nearly symmetrical, healthy tree – F = Dead

Trunk dbh must be 4" to be included – cumulative diameters. *Juglans nigra*; *Platanus racemosa*; *Umbellularia californica*; native *Quercus sp.* Except scrub oaks not protected.

Survey Date: 4/5/11

Tree Number: 235

GENERAL CHARACTERISTICS				
Species: <input checked="" type="checkbox"/> <i>Q. agrifolia</i> <input type="checkbox"/> <i>Q. lobata</i>			Health Rating ¹⁰³ : <input type="checkbox"/> A <input type="checkbox"/> B <input type="checkbox"/> C <input checked="" type="checkbox"/> D <input type="checkbox"/> F	
<input type="checkbox"/> <i>Ca. Sycamore</i> <input type="checkbox"/> <i>Ca. Bay</i> <input type="checkbox"/> <i>Ca. Black Walnut</i>			Form: <input type="checkbox"/> symmetric <input type="checkbox"/> minor asymmetry	
Trunk Count: 2 Height (ft.): 15			<input checked="" type="checkbox"/> major asymmetry <input type="checkbox"/> stump sprout	
Trunk DBH (in.): 5.5, 5			<input type="checkbox"/> stag-head	
Percent Canopy Cover: 40%			Crown Class ¹⁰⁴ : <input checked="" type="checkbox"/> Decurrent <input type="checkbox"/> Excurrent	
Existing Terrain: <input type="checkbox"/> Flat <input checked="" type="checkbox"/> Slope			Age Class: <input type="checkbox"/> immature <input checked="" type="checkbox"/> semi-mature	
Aesthetic Rating ¹⁰⁵ : <input type="checkbox"/> A <input type="checkbox"/> B <input type="checkbox"/> C <input checked="" type="checkbox"/> D <input type="checkbox"/> F			<input type="checkbox"/> mature <input type="checkbox"/> over-mature/senescent	
Overall Grade: <input type="checkbox"/> A <input type="checkbox"/> B <input type="checkbox"/> C <input checked="" type="checkbox"/> D <input type="checkbox"/> F			Heritage Tree: <input checked="" type="checkbox"/> No <input type="checkbox"/> Yes	
CANOPY CHARACTERISTICS			TREE HEALTH	
	Dripline Radius (Feet)	Canopy to Grade (Feet)	Wound Wood Development:	Excellent <input type="checkbox"/> Average <input checked="" type="checkbox"/> Poor <input type="checkbox"/> None <input type="checkbox"/>
N	4		Foliage Density:	<input type="checkbox"/> Normal <input checked="" type="checkbox"/> Sparse
NE			Weak crotches:	<input checked="" type="checkbox"/> No <input type="checkbox"/> Yes
E	0		Oak Pit Scale:	<input checked="" type="checkbox"/> No <input type="checkbox"/> Yes
SE			Mainstem dieback:	<input checked="" type="checkbox"/> No <input type="checkbox"/> Yes
S	10		Exposed Roots:	<input checked="" type="checkbox"/> No <input type="checkbox"/> Yes
SW			Epicormic growth:	<input type="checkbox"/> No <input checked="" type="checkbox"/> Yes
W	18		Shading Out:	<input type="checkbox"/> No <input checked="" type="checkbox"/> Yes
NW			Cavities: <input checked="" type="checkbox"/> None	<input type="checkbox"/> Trunk <input type="checkbox"/> Branch
CANOPY SPREAD (FEET): 18			Exfoliating Bark:	<input checked="" type="checkbox"/> No <input type="checkbox"/> Yes
PROPOSED ACTIONS			Water Pocket(s):	<input checked="" type="checkbox"/> No <input type="checkbox"/> Yes
Monitor for Progress: <input type="checkbox"/> Yes <input type="checkbox"/> No			Mechanical Damage:	<input checked="" type="checkbox"/> Trunk <input type="checkbox"/> Branch <input type="checkbox"/> None
Treat Infestations: <input type="checkbox"/> Yes <input type="checkbox"/> No			Canker/Galls:	<input type="checkbox"/> No <input checked="" type="checkbox"/> Yes
Remove Deadwood: <input type="checkbox"/> Yes <input type="checkbox"/> No			Fungus:	<input type="checkbox"/> No <input checked="" type="checkbox"/> Yes
Support Structure: <input type="checkbox"/> Yes <input type="checkbox"/> No			Vigor:	<input type="checkbox"/> Excellent <input type="checkbox"/> Average <input type="checkbox"/> Fair <input checked="" type="checkbox"/> Poor
IMPACTS & MITIGATIONS			Twig/ Branch Dieback:	<input type="checkbox"/> None <input type="checkbox"/> Minor <input type="checkbox"/> Moderate <input checked="" type="checkbox"/> Extensive
In Impacted Area: <input type="checkbox"/> Yes <input type="checkbox"/> No n/a			Leaf Size:	<input type="checkbox"/> Normal <input checked="" type="checkbox"/> Small
Proposed Land Use: n/a			Heart Rot:	<input checked="" type="checkbox"/> No <input type="checkbox"/> Yes
Impacts: n/a			Insects:	<input type="checkbox"/> Minor <input checked="" type="checkbox"/> Moderate <input type="checkbox"/> Extensive <input type="checkbox"/> None
Mitigations: n/a			Exudations:	<input checked="" type="checkbox"/> No <input type="checkbox"/> Yes

Comments & Notes: white, patchy mold

¹⁰³ Health: A = Outstanding; B = Above Average; C = Average; D = Below Average; F = Dead

¹⁰⁴ Decurrent = Lacking Strong Central Leader. Excurrent = Strong Central Leader.

¹⁰⁵ Aesthetic (compared to standard tree of same species) : A = nearly symmetrical, healthy tree – F = Dead

Trunk dbh must be 4" to be included – cumulative diameters. *Juglans nigra*; *Platanus racemosa*; *Umbellularia californica*; native *Quercus sp.* Except scrub oaks not protected.

TREE FIELD DATA WORKSHEET (City of L.A.)

LDC Project No. 10003-001

Survey Date: 4/5/11

Tree Number: 236

GENERAL CHARACTERISTICS					
Species: <input type="checkbox"/> <i>Q. agrifolia</i> <input type="checkbox"/> <i>Q. lobata</i>			Health Rating ¹⁰⁶ : <input type="checkbox"/> A <input type="checkbox"/> B <input type="checkbox"/> C <input checked="" type="checkbox"/> D <input type="checkbox"/> F		
<input type="checkbox"/> <i>Ca. Sycamore</i> <input type="checkbox"/> <i>Ca. Bay</i> <input checked="" type="checkbox"/> <i>Ca. Black Walnut</i>			Form: <input type="checkbox"/> symmetric <input type="checkbox"/> minor asymmetry		
Trunk Count: 1 Height (ft.): 28			<input checked="" type="checkbox"/> major asymmetry <input type="checkbox"/> stump sprout		
Trunk DBH (in.): 6.5			<input type="checkbox"/> stag-head		
Percent Canopy Cover: 55%			Crown Class ¹⁰⁷ : <input checked="" type="checkbox"/> Decurrent <input type="checkbox"/> Excurrent		
Existing Terrain: <input type="checkbox"/> Flat <input checked="" type="checkbox"/> Slope			Age Class: <input type="checkbox"/> immature <input type="checkbox"/> semi-mature		
Aesthetic Rating ¹⁰⁸ : <input type="checkbox"/> A <input type="checkbox"/> B <input type="checkbox"/> C <input checked="" type="checkbox"/> D <input type="checkbox"/> F			<input checked="" type="checkbox"/> mature <input type="checkbox"/> over-mature/senescent		
Overall Grade: <input type="checkbox"/> A <input type="checkbox"/> B <input type="checkbox"/> C <input checked="" type="checkbox"/> D <input type="checkbox"/> F			Heritage Tree: <input checked="" type="checkbox"/> No <input type="checkbox"/> Yes		
CANOPY CHARACTERISTICS			TREE HEALTH		
	Dripline Radius (Feet)	Canopy to Grade (Feet)	Wound Wood Development:	Excellent <input type="checkbox"/> Average <input type="checkbox"/> Poor <input checked="" type="checkbox"/> None <input type="checkbox"/>	
N	0		Foliage Density:	<input type="checkbox"/> Normal <input checked="" type="checkbox"/> Sparse	
NE			Weak crotches:	<input type="checkbox"/> No <input checked="" type="checkbox"/> Yes	
E	0		Oak Pit Scale:	<input checked="" type="checkbox"/> No <input type="checkbox"/> Yes	
SE			Mainstem dieback:	<input type="checkbox"/> No <input checked="" type="checkbox"/> Yes	
S	6		Exposed Roots:	<input checked="" type="checkbox"/> No <input type="checkbox"/> Yes	
SW			Epicormic growth:	<input checked="" type="checkbox"/> No <input type="checkbox"/> Yes	
W	12		Shading Out:	<input type="checkbox"/> No <input checked="" type="checkbox"/> Yes	
NW	20		Cavities: <input type="checkbox"/> None <input checked="" type="checkbox"/> Trunk <input type="checkbox"/> Branch		
CANOPY SPREAD (FEET): 20			Exfoliating Bark:	<input checked="" type="checkbox"/> No <input type="checkbox"/> Yes	
PROPOSED ACTIONS			Water Pocket(s):	<input checked="" type="checkbox"/> No <input type="checkbox"/> Yes	
Monitor for Progress:	<input type="checkbox"/> Yes <input type="checkbox"/> No		Mechanical Damage:	<input type="checkbox"/> Trunk <input type="checkbox"/> Branch <input checked="" type="checkbox"/> None	
Treat Infestations:	<input type="checkbox"/> Yes <input type="checkbox"/> No		Canker/Galls:	<input type="checkbox"/> No <input checked="" type="checkbox"/> Yes	
Remove Deadwood:	<input type="checkbox"/> Yes <input type="checkbox"/> No		Fungus:	<input type="checkbox"/> No <input checked="" type="checkbox"/> Yes	
Support Structure:	<input type="checkbox"/> Yes <input type="checkbox"/> No		Vigor:	<input type="checkbox"/> Excellent <input type="checkbox"/> Average <input type="checkbox"/> Fair <input checked="" type="checkbox"/> Poor	
IMPACTS & MITIGATIONS			Twig/ Branch Dieback:	<input type="checkbox"/> None <input type="checkbox"/> Minor <input type="checkbox"/> Moderate <input checked="" type="checkbox"/> Extensive	
In Impacted Area:	<input type="checkbox"/> Yes <input type="checkbox"/> No n/a		Leaf Size:	<input type="checkbox"/> Normal <input checked="" type="checkbox"/> Small	
Proposed Land Use:	n/a		Heart Rot:	<input type="checkbox"/> No <input checked="" type="checkbox"/> Yes	
Impacts:	n/a		Insects:	<input type="checkbox"/> Minor <input type="checkbox"/> Moderate <input checked="" type="checkbox"/> Extensive <input type="checkbox"/> None	
Mitigations:	n/a		Exudations:	<input checked="" type="checkbox"/> No <input type="checkbox"/> Yes	

Comments & Notes: other trunks dead and broken at base

¹⁰⁶ Health: A = Outstanding; B = Above Average; C = Average; D = Below Average; F = Dead

¹⁰⁷ Decurrent = Lacking Strong Central Leader. Excurrent = Strong Central Leader.

¹⁰⁸ Aesthetic (compared to standard tree of same species) : A = nearly symmetrical, healthy tree – F = Dead

Trunk dbh must be 4" to be included – cumulative diameters. *Juglans nigra*; *Platanus racemosa*; *Umbellularia californica*; native *Quercus sp.* Except scrub oaks not protected.

Survey Date: 4/5/11

Tree Number: 237

GENERAL CHARACTERISTICS				
Species: <input type="checkbox"/> <i>Q. agrifolia</i> <input type="checkbox"/> <i>Q. lobata</i>			Health Rating ¹⁰⁹ : <input type="checkbox"/> A <input type="checkbox"/> B <input type="checkbox"/> C <input checked="" type="checkbox"/> D <input type="checkbox"/> F	
<input type="checkbox"/> <i>Ca. Sycamore</i> <input type="checkbox"/> <i>Ca. Bay</i> <input checked="" type="checkbox"/> <i>Ca. Black Walnut</i>			Form: <input type="checkbox"/> symmetric <input type="checkbox"/> minor asymmetry	
Trunk Count: 1 Height (ft.): 25			<input checked="" type="checkbox"/> major asymmetry <input type="checkbox"/> stump sprout	
Trunk DBH (in.): 6			<input type="checkbox"/> stag-head	
Percent Canopy Cover: 60%			Crown Class ¹¹⁰ : <input checked="" type="checkbox"/> Decurrent <input type="checkbox"/> Excurrent	
Existing Terrain: <input type="checkbox"/> Flat <input checked="" type="checkbox"/> Slope			Age Class: <input type="checkbox"/> immature <input checked="" type="checkbox"/> semi-mature	
Aesthetic Rating ¹¹¹ : <input type="checkbox"/> A <input type="checkbox"/> B <input type="checkbox"/> C <input checked="" type="checkbox"/> D <input type="checkbox"/> F			<input type="checkbox"/> mature <input type="checkbox"/> over-mature/senescent	
Overall Grade: <input type="checkbox"/> A <input type="checkbox"/> B <input type="checkbox"/> C <input checked="" type="checkbox"/> D <input type="checkbox"/> F			Heritage Tree: <input checked="" type="checkbox"/> No <input type="checkbox"/> Yes	
CANOPY CHARACTERISTICS			TREE HEALTH	
	Dripline Radius (Feet)	Canopy to Grade (Feet)	Wound Wood Development:	Excellent <input type="checkbox"/> Average <input checked="" type="checkbox"/> Poor <input type="checkbox"/> None <input type="checkbox"/>
N	0		Foliage Density:	<input type="checkbox"/> Normal <input checked="" type="checkbox"/> Sparse
NE			Weak crotches:	<input checked="" type="checkbox"/> No <input type="checkbox"/> Yes
E	0		Oak Pit Scale:	<input checked="" type="checkbox"/> No <input type="checkbox"/> Yes
SE			Mainstem dieback:	<input type="checkbox"/> No <input checked="" type="checkbox"/> Yes
S	4		Exposed Roots:	<input checked="" type="checkbox"/> No <input type="checkbox"/> Yes
SW			Epicormic growth:	<input type="checkbox"/> No <input checked="" type="checkbox"/> Yes
W	6		Shading Out:	<input type="checkbox"/> No <input checked="" type="checkbox"/> Yes
NW	18		Cavities: <input type="checkbox"/> None	<input type="checkbox"/> Trunk <input checked="" type="checkbox"/> Branch
CANOPY SPREAD (FEET): 18			Exfoliating Bark:	<input type="checkbox"/> No <input checked="" type="checkbox"/> Yes
PROPOSED ACTIONS			Water Pocket(s):	<input checked="" type="checkbox"/> No <input type="checkbox"/> Yes
Monitor for Progress: <input type="checkbox"/> Yes <input type="checkbox"/> No			Mechanical Damage:	<input type="checkbox"/> Trunk <input type="checkbox"/> Branch <input checked="" type="checkbox"/> None
Treat Infestations: <input type="checkbox"/> Yes <input type="checkbox"/> No			Canker/Galls:	<input type="checkbox"/> No <input checked="" type="checkbox"/> Yes
Remove Deadwood: <input type="checkbox"/> Yes <input type="checkbox"/> No			Fungus:	<input type="checkbox"/> No <input checked="" type="checkbox"/> Yes
Support Structure: <input type="checkbox"/> Yes <input type="checkbox"/> No			Vigor:	<input type="checkbox"/> Excellent <input type="checkbox"/> Average <input type="checkbox"/> Fair <input checked="" type="checkbox"/> Poor
IMPACTS & MITIGATIONS			Twig/ Branch Dieback:	<input type="checkbox"/> None <input type="checkbox"/> Minor <input type="checkbox"/> Moderate <input checked="" type="checkbox"/> Extensive
In Impacted Area: <input type="checkbox"/> Yes <input type="checkbox"/> No n/a			Leaf Size:	<input type="checkbox"/> Normal <input checked="" type="checkbox"/> Small
Proposed Land Use: n/a			Heart Rot:	<input type="checkbox"/> No <input checked="" type="checkbox"/> Yes
Impacts: n/a			Insects:	<input type="checkbox"/> Minor <input type="checkbox"/> Moderate <input checked="" type="checkbox"/> Extensive <input type="checkbox"/> None
Mitigations: n/a			Exudations:	<input checked="" type="checkbox"/> No <input type="checkbox"/> Yes

Comments & Notes: tag on south; poison oak

¹⁰⁹ Health: A = Outstanding; B = Above Average; C = Average; D = Below Average; F = Dead

¹¹⁰ Decurrent = Lacking Strong Central Leader. Excurrent = Strong Central Leader.

¹¹¹ Aesthetic (compared to standard tree of same species) : A = nearly symmetrical, healthy tree – F = Dead

Trunk dbh must be 4" to be included – cumulative diameters. *Juglans nigra*; *Platanus racemosa*; *Umbellularia californica*; native *Quercus sp.* Except scrub oaks not protected.

TREE FIELD DATA WORKSHEET (City of L.A.)

LDC Project No. 10003-001

Survey Date: 4/5/11

Tree Number: 238

GENERAL CHARACTERISTICS			TREE HEALTH		
Species: <input checked="" type="checkbox"/> <i>Q. agrifolia</i> <input type="checkbox"/> <i>Q. lobata</i>			Health Rating ¹¹² : <input type="checkbox"/> A <input type="checkbox"/> B <input checked="" type="checkbox"/> C <input type="checkbox"/> D <input type="checkbox"/> F		
<input type="checkbox"/> <i>Ca. Sycamore</i> <input type="checkbox"/> <i>Ca. Bay</i> <input type="checkbox"/> <i>Ca. Black Walnut</i>			Form: <input type="checkbox"/> symmetric <input checked="" type="checkbox"/> minor asymmetry		
Trunk Count: 1 Height (ft.): 30			<input type="checkbox"/> major asymmetry <input type="checkbox"/> stump sprout		
Trunk DBH (in.): 6.5			<input type="checkbox"/> stag-head		
Percent Canopy Cover: 50%			Crown Class ¹¹³ : <input checked="" type="checkbox"/> Decurrent <input type="checkbox"/> Excurrent		
Existing Terrain: <input type="checkbox"/> Flat <input checked="" type="checkbox"/> Slope			Age Class: <input checked="" type="checkbox"/> immature <input type="checkbox"/> semi-mature		
Aesthetic Rating ¹¹⁴ : <input type="checkbox"/> A <input type="checkbox"/> B <input checked="" type="checkbox"/> C <input type="checkbox"/> D <input type="checkbox"/> F			<input type="checkbox"/> mature <input type="checkbox"/> over-mature/senescent		
Overall Grade: <input type="checkbox"/> A <input type="checkbox"/> B <input checked="" type="checkbox"/> C- <input type="checkbox"/> D <input type="checkbox"/> F			Heritage Tree: <input checked="" type="checkbox"/> No <input type="checkbox"/> Yes		
CANOPY CHARACTERISTICS			TREE HEALTH		
	Dripline Radius (Feet)	Canopy to Grade (Feet)	Wound Wood Development:	Excellent <input type="checkbox"/> Average <input checked="" type="checkbox"/>	Poor <input type="checkbox"/> None <input type="checkbox"/>
N	2		Foliage Density:	<input type="checkbox"/> Normal <input checked="" type="checkbox"/> Sparse	
NE			Weak crotches:	<input checked="" type="checkbox"/> No <input type="checkbox"/> Yes	
E	4		Oak Pit Scale:	<input checked="" type="checkbox"/> No <input type="checkbox"/> Yes	
SE			Mainstem dieback:	<input checked="" type="checkbox"/> No <input type="checkbox"/> Yes	
S	4		Exposed Roots:	<input checked="" type="checkbox"/> No <input type="checkbox"/> Yes	
SW			Epicormic growth:	<input checked="" type="checkbox"/> No <input type="checkbox"/> Yes	
W	9		Shading Out:	<input type="checkbox"/> No <input checked="" type="checkbox"/> Yes	
NW			Cavities: <input checked="" type="checkbox"/> None	<input type="checkbox"/> Trunk <input type="checkbox"/> Branch	
CANOPY SPREAD (FEET): 13			Exfoliating Bark:	<input checked="" type="checkbox"/> No <input type="checkbox"/> Yes	
PROPOSED ACTIONS			Water Pocket(s):	<input checked="" type="checkbox"/> No <input type="checkbox"/> Yes	
Monitor for Progress:	<input type="checkbox"/> Yes <input type="checkbox"/> No		Mechanical Damage:	<input type="checkbox"/> Trunk <input type="checkbox"/> Branch	<input checked="" type="checkbox"/> None
Treat Infestations:	<input type="checkbox"/> Yes <input type="checkbox"/> No		Canker/Galls:	<input checked="" type="checkbox"/> No <input type="checkbox"/> Yes	
Remove Deadwood:	<input type="checkbox"/> Yes <input type="checkbox"/> No		Fungus:	<input type="checkbox"/> No <input checked="" type="checkbox"/> Yes	
Support Structure:	<input type="checkbox"/> Yes <input type="checkbox"/> No		Vigor:	<input type="checkbox"/> Excellent <input type="checkbox"/> Average	<input checked="" type="checkbox"/> Fair <input type="checkbox"/> Poor
IMPACTS & MITIGATIONS			Twig/ Branch Dieback:	<input type="checkbox"/> None <input type="checkbox"/> Minor	<input checked="" type="checkbox"/> Moderate <input type="checkbox"/> Extensive
In Impacted Area:	<input type="checkbox"/> Yes <input type="checkbox"/> No n/a		Leaf Size:	<input type="checkbox"/> Normal <input checked="" type="checkbox"/> Small	
Proposed Land Use:	n/a		Heart Rot:	<input checked="" type="checkbox"/> No <input type="checkbox"/> Yes	
Impacts:	n/a		Insects:	<input checked="" type="checkbox"/> Minor <input type="checkbox"/> Moderate	<input type="checkbox"/> Extensive <input type="checkbox"/> None
Mitigations:	n/a		Exudations:	<input checked="" type="checkbox"/> No <input type="checkbox"/> Yes	

Comments & Notes: poison oak; white scale/fungus

¹¹² Health: A =Outstanding; B = Above Average; C = Average; D = Below Average; F = Dead

¹¹³ Decurrent = Lacking Strong Central Leader. Excurrent = Strong Central Leader.

¹¹⁴ Aesthetic (compared to standard tree of same species) : A = nearly symmetrical, healthy tree – F = Dead

Trunk dbh must be 4" to be included – cumulative diameters. *Juglans nigra*; *Platanus racemosa*; *Umbellularia californica*; native *Quercus sp.* Except scrub oaks not protected.

TREE FIELD DATA WORKSHEET (City of L.A.)

LDC Project No. 10003-001

Survey Date: 4/5/11

Tree Number: 239

GENERAL CHARACTERISTICS				
Species: <input checked="" type="checkbox"/> <i>Q. agrifolia</i> <input type="checkbox"/> <i>Q. lobata</i>			Health Rating ¹¹⁵ : <input type="checkbox"/> A <input type="checkbox"/> B <input checked="" type="checkbox"/> C <input type="checkbox"/> D <input type="checkbox"/> F	
<input type="checkbox"/> <i>Ca. Sycamore</i> <input type="checkbox"/> <i>Ca. Bay</i> <input type="checkbox"/> <i>Ca. Black Walnut</i>			Form: <input type="checkbox"/> symmetric <input type="checkbox"/> minor asymmetry	
Trunk Count: 3 Height (ft.): 30			<input checked="" type="checkbox"/> major asymmetry <input type="checkbox"/> stump sprout	
Trunk DBH (in.): 2.5, 3, 7			<input type="checkbox"/> stag-head	
Percent Canopy Cover: 45%			Crown Class ¹¹⁶ : <input checked="" type="checkbox"/> Decurrent <input type="checkbox"/> Excurrent	
Existing Terrain: <input type="checkbox"/> Flat <input checked="" type="checkbox"/> Slope			Age Class: <input type="checkbox"/> immature <input checked="" type="checkbox"/> semi-mature	
Aesthetic Rating ¹¹⁷ : <input type="checkbox"/> A <input type="checkbox"/> B <input type="checkbox"/> C <input checked="" type="checkbox"/> D <input type="checkbox"/> F			<input type="checkbox"/> mature <input type="checkbox"/> over-mature/senescent	
Overall Grade: <input type="checkbox"/> A <input type="checkbox"/> B <input checked="" type="checkbox"/> C- <input type="checkbox"/> D <input type="checkbox"/> F			Heritage Tree: <input checked="" type="checkbox"/> No <input type="checkbox"/> Yes	
CANOPY CHARACTERISTICS			TREE HEALTH	
	Dripline Radius (Feet)	Canopy to Grade (Feet)	Wound Wood Development:	Excellent <input type="checkbox"/> Average <input checked="" type="checkbox"/> Poor <input type="checkbox"/> None <input type="checkbox"/>
N	12		Foliage Density:	<input type="checkbox"/> Normal <input checked="" type="checkbox"/> Sparse
NE			Weak crotches:	<input type="checkbox"/> No <input checked="" type="checkbox"/> Yes
E	6		Oak Pit Scale:	<input checked="" type="checkbox"/> No <input type="checkbox"/> Yes
SE			Mainstem dieback:	<input checked="" type="checkbox"/> No <input type="checkbox"/> Yes
S	0		Exposed Roots:	<input checked="" type="checkbox"/> No <input type="checkbox"/> Yes
SW			Epicormic growth:	<input checked="" type="checkbox"/> No <input type="checkbox"/> Yes
W	0		Shading Out:	<input type="checkbox"/> No <input checked="" type="checkbox"/> Yes
NW			Cavities: <input checked="" type="checkbox"/> None <input type="checkbox"/> Trunk <input type="checkbox"/> Branch	
CANOPY SPREAD (FEET): 12			Exfoliating Bark:	<input checked="" type="checkbox"/> No <input type="checkbox"/> Yes
PROPOSED ACTIONS			Water Pocket(s):	<input checked="" type="checkbox"/> No <input type="checkbox"/> Yes
Monitor for Progress:	<input type="checkbox"/> Yes <input type="checkbox"/> No		Mechanical Damage:	<input type="checkbox"/> Trunk <input type="checkbox"/> Branch <input checked="" type="checkbox"/> None
Treat Infestations:	<input type="checkbox"/> Yes <input type="checkbox"/> No		Canker/Galls:	<input checked="" type="checkbox"/> No <input type="checkbox"/> Yes
Remove Deadwood:	<input type="checkbox"/> Yes <input type="checkbox"/> No		Fungus:	<input type="checkbox"/> No <input checked="" type="checkbox"/> Yes
Support Structure:	<input type="checkbox"/> Yes <input type="checkbox"/> No		Vigor:	<input type="checkbox"/> Excellent <input type="checkbox"/> Average <input type="checkbox"/> Fair <input checked="" type="checkbox"/> Poor
IMPACTS & MITIGATIONS			Twig/ Branch Dieback:	<input type="checkbox"/> None <input type="checkbox"/> Minor <input type="checkbox"/> Moderate <input checked="" type="checkbox"/> Extensive
In Impacted Area:	<input type="checkbox"/> Yes <input type="checkbox"/> No n/a		Leaf Size:	<input type="checkbox"/> Normal <input checked="" type="checkbox"/> Small
Proposed Land Use:	n/a		Heart Rot:	<input checked="" type="checkbox"/> No <input type="checkbox"/> Yes
Impacts:	n/a		Insects:	<input checked="" type="checkbox"/> Minor <input type="checkbox"/> Moderate <input type="checkbox"/> Extensive <input type="checkbox"/> None
Mitigations:	n/a		Exudations:	<input checked="" type="checkbox"/> No <input type="checkbox"/> Yes

Comments & Notes: poison oak

¹¹⁵ Health: A =Outstanding; B = Above Average; C = Average; D = Below Average; F = Dead

¹¹⁶ Decurrent = Lacking Strong Central Leader. Excurrent = Strong Central Leader.

¹¹⁷ Aesthetic (compared to standard tree of same species) : A = nearly symmetrical, healthy tree – F = Dead

Trunk dbh must be 4" to be included – cumulative diameters. *Juglans nigra*; *Platanus racemosa*; *Umbellularia californica*; native *Quercus sp.* Except scrub oaks not protected.

Survey Date: 4/5/11

Tree Number: 240

GENERAL CHARACTERISTICS				
Species: <input type="checkbox"/> <i>Q. agrifolia</i> <input type="checkbox"/> <i>Q. lobata</i>			Health Rating ¹¹⁸ : <input type="checkbox"/> A <input type="checkbox"/> B <input type="checkbox"/> C <input type="checkbox"/> D <input checked="" type="checkbox"/> F	
<input type="checkbox"/> <i>Ca. Sycamore</i> <input type="checkbox"/> <i>Ca. Bay</i> <input checked="" type="checkbox"/> <i>Ca. Black Walnut</i>			Form: <input type="checkbox"/> symmetric <input type="checkbox"/> minor asymmetry	
Trunk Count: 2 Height (ft.): 15			<input checked="" type="checkbox"/> major asymmetry <input type="checkbox"/> stump sprout	
Trunk DBH (in.): 4.5, 4.5			<input type="checkbox"/> stag-head	
Percent Canopy Cover: 5%			Crown Class ¹¹⁹ : <input checked="" type="checkbox"/> Decurrent <input type="checkbox"/> Excurrent	
Existing Terrain: <input type="checkbox"/> Flat <input checked="" type="checkbox"/> Slope			Age Class: <input type="checkbox"/> immature <input checked="" type="checkbox"/> semi-mature	
Aesthetic Rating ¹²⁰ : <input type="checkbox"/> A <input type="checkbox"/> B <input type="checkbox"/> C <input type="checkbox"/> D <input checked="" type="checkbox"/> F			<input type="checkbox"/> mature <input type="checkbox"/> over-mature/senescent	
Overall Grade: <input type="checkbox"/> A <input type="checkbox"/> B <input type="checkbox"/> C <input type="checkbox"/> D <input checked="" type="checkbox"/> F			Heritage Tree: <input checked="" type="checkbox"/> No <input type="checkbox"/> Yes	
CANOPY CHARACTERISTICS			TREE HEALTH	
	Dripline Radius (Feet)	Canopy to Grade (Feet)	Wound Wood Development:	Excellent <input type="checkbox"/> Average <input type="checkbox"/> Poor <input checked="" type="checkbox"/> None <input type="checkbox"/>
N	6		Foliage Density:	<input type="checkbox"/> Normal <input checked="" type="checkbox"/> Sparse
NE			Weak crotches:	<input type="checkbox"/> No <input checked="" type="checkbox"/> Yes
E	0		Oak Pit Scale:	<input checked="" type="checkbox"/> No <input type="checkbox"/> Yes
SE			Mainstem dieback:	<input type="checkbox"/> No <input checked="" type="checkbox"/> Yes
S	0		Exposed Roots:	<input checked="" type="checkbox"/> No <input type="checkbox"/> Yes
SW			Epicormic growth:	<input type="checkbox"/> No <input checked="" type="checkbox"/> Yes
W	0		Shading Out:	<input type="checkbox"/> No <input checked="" type="checkbox"/> Yes
NW			Cavities: <input checked="" type="checkbox"/> None	<input type="checkbox"/> Trunk <input type="checkbox"/> Branch
CANOPY SPREAD (FEET): 6			Exfoliating Bark:	<input checked="" type="checkbox"/> No <input type="checkbox"/> Yes
PROPOSED ACTIONS			Water Pocket(s):	<input checked="" type="checkbox"/> No <input type="checkbox"/> Yes
Monitor for Progress: <input checked="" type="checkbox"/> Yes <input type="checkbox"/> No			Mechanical Damage:	<input type="checkbox"/> Trunk <input type="checkbox"/> Branch <input checked="" type="checkbox"/> None
Treat Infestations: <input type="checkbox"/> Yes <input type="checkbox"/> No			Canker/Galls:	<input type="checkbox"/> No <input checked="" type="checkbox"/> Yes
Remove Deadwood: <input type="checkbox"/> Yes <input type="checkbox"/> No			Fungus:	<input type="checkbox"/> No <input checked="" type="checkbox"/> Yes
Support Structure: <input type="checkbox"/> Yes <input type="checkbox"/> No			Vigor:	<input type="checkbox"/> Excellent <input type="checkbox"/> Average <input type="checkbox"/> Fair <input checked="" type="checkbox"/> Poor
IMPACTS & MITIGATIONS			Twig/ Branch Dieback:	<input type="checkbox"/> None <input type="checkbox"/> Minor <input type="checkbox"/> Moderate <input checked="" type="checkbox"/> Extensive
In Impacted Area: <input type="checkbox"/> Yes <input type="checkbox"/> No n/a			Leaf Size:	<input type="checkbox"/> Normal <input checked="" type="checkbox"/> Small
Proposed Land Use: n/a			Heart Rot:	<input type="checkbox"/> No <input checked="" type="checkbox"/> Yes
Impacts: n/a			Insects:	<input type="checkbox"/> Minor <input type="checkbox"/> Moderate <input checked="" type="checkbox"/> Extensive <input type="checkbox"/> None
Mitigations: n/a			Exudations:	<input checked="" type="checkbox"/> No <input type="checkbox"/> Yes

Comments & Notes: one trunk dead; the other is almost all dead

¹¹⁸ Health: A = Outstanding; B = Above Average; C = Average; D = Below Average; F = Dead

¹¹⁹ Decurrent = Lacking Strong Central Leader. Excurrent = Strong Central Leader.

¹²⁰ Aesthetic (compared to standard tree of same species) : A = nearly symmetrical, healthy tree – F = Dead

Trunk dbh must be 4" to be included – cumulative diameters. *Juglans nigra*; *Platanus racemosa*; *Umbellularia californica*; native *Quercus sp.* Except scrub oaks not protected.

TREE FIELD DATA WORKSHEET (City of L.A.)

LDC Project No. 10003-001

Survey Date: 4/5/11

Tree Number: 241

GENERAL CHARACTERISTICS			TREE HEALTH		
Species: <input type="checkbox"/> <i>Q. agrifolia</i> <input type="checkbox"/> <i>Q. lobata</i>			Health Rating ¹²¹ : <input type="checkbox"/> A <input type="checkbox"/> B <input type="checkbox"/> C <input checked="" type="checkbox"/> D <input type="checkbox"/> F		
<input type="checkbox"/> <i>Ca. Sycamore</i> <input type="checkbox"/> <i>Ca. Bay</i> <input checked="" type="checkbox"/> <i>Ca. Black Walnut</i>			Form: <input type="checkbox"/> symmetric <input checked="" type="checkbox"/> minor asymmetry		
Trunk Count: 3 Height (ft.): 35			<input type="checkbox"/> major asymmetry <input type="checkbox"/> stump sprout		
Trunk DBH (in.): 6.5, 6, 10			<input type="checkbox"/> stag-head		
Percent Canopy Cover: 40%			Crown Class ¹²² : <input checked="" type="checkbox"/> Decurrent <input type="checkbox"/> Excurrent		
Existing Terrain: <input type="checkbox"/> Flat <input checked="" type="checkbox"/> Slope			Age Class: <input type="checkbox"/> immature <input type="checkbox"/> semi-mature		
Aesthetic Rating ¹²³ : <input type="checkbox"/> A <input type="checkbox"/> B <input type="checkbox"/> C <input checked="" type="checkbox"/> D <input type="checkbox"/> F			<input type="checkbox"/> mature <input checked="" type="checkbox"/> over-mature/senescent		
Overall Grade: <input type="checkbox"/> A <input type="checkbox"/> B <input type="checkbox"/> C <input checked="" type="checkbox"/> D <input type="checkbox"/> F			Heritage Tree: <input checked="" type="checkbox"/> No <input type="checkbox"/> Yes		
CANOPY CHARACTERISTICS			TREE HEALTH		
	Dripline Radius (Feet)	Canopy to Grade (Feet)	Wound Wood Development:	Excellent <input type="checkbox"/> Average <input type="checkbox"/> Poor <input checked="" type="checkbox"/> None <input type="checkbox"/>	
N	24		Foliage Density:	<input type="checkbox"/> Normal <input checked="" type="checkbox"/> Sparse	
NE			Weak crotches:	<input type="checkbox"/> No <input checked="" type="checkbox"/> Yes	
E	18		Oak Pit Scale:	<input checked="" type="checkbox"/> No <input type="checkbox"/> Yes	
SE			Mainstem dieback:	<input type="checkbox"/> No <input checked="" type="checkbox"/> Yes	
S	16		Exposed Roots:	<input checked="" type="checkbox"/> No <input type="checkbox"/> Yes	
SW			Epicormic growth:	<input checked="" type="checkbox"/> No <input type="checkbox"/> Yes	
W	21		Shading Out:	<input type="checkbox"/> No <input checked="" type="checkbox"/> Yes	
NW			Cavities: <input type="checkbox"/> None <input checked="" type="checkbox"/> Trunk <input checked="" type="checkbox"/> Branch		
CANOPY SPREAD (FEET): 40			Exfoliating Bark:	<input checked="" type="checkbox"/> No <input type="checkbox"/> Yes	
PROPOSED ACTIONS			Water Pocket(s):	<input type="checkbox"/> No <input checked="" type="checkbox"/> Yes	
Monitor for Progress:	<input type="checkbox"/> Yes <input type="checkbox"/> No		Mechanical Damage:	<input checked="" type="checkbox"/> Trunk <input checked="" type="checkbox"/> Branch <input type="checkbox"/> None	
Treat Infestations:	<input type="checkbox"/> Yes <input type="checkbox"/> No		Canker/Galls:	<input type="checkbox"/> No <input checked="" type="checkbox"/> Yes	
Remove Deadwood:	<input type="checkbox"/> Yes <input type="checkbox"/> No		Fungus:	<input type="checkbox"/> No <input checked="" type="checkbox"/> Yes	
Support Structure:	<input type="checkbox"/> Yes <input type="checkbox"/> No		Vigor:	<input type="checkbox"/> Excellent <input type="checkbox"/> Average <input type="checkbox"/> Fair <input checked="" type="checkbox"/> Poor	
IMPACTS & MITIGATIONS			Twig/ Branch Dieback:	<input type="checkbox"/> None <input type="checkbox"/> Minor <input type="checkbox"/> Moderate <input checked="" type="checkbox"/> Extensive	
In Impacted Area:	<input type="checkbox"/> Yes <input type="checkbox"/> No n/a		Leaf Size:	<input checked="" type="checkbox"/> Normal <input type="checkbox"/> Small	
Proposed Land Use:	n/a		Heart Rot:	<input type="checkbox"/> No <input checked="" type="checkbox"/> Yes	
Impacts:	n/a		Insects:	<input type="checkbox"/> Minor <input type="checkbox"/> Moderate <input checked="" type="checkbox"/> Extensive <input type="checkbox"/> None	
Mitigations:	n/a		Exudations:	<input checked="" type="checkbox"/> No <input type="checkbox"/> Yes	

Comments & Notes:

¹²¹ Health: A =Outstanding; B = Above Average; C = Average; D = Below Average; F = Dead

¹²² Decurrent = Lacking Strong Central Leader. Excurrent = Strong Central Leader.

¹²³ Aesthetic (compared to standard tree of same species) : A = nearly symmetrical, healthy tree – F = Dead

Trunk dbh must be 4" to be included – cumulative diameters. *Juglans nigra*; *Platanus racemosa*; *Umbellularia californica*; native *Quercus sp.* Except scrub oaks not protected.

Survey Date: 4/5/11

Tree Number: 242

GENERAL CHARACTERISTICS				
Species: <input type="checkbox"/> <i>Q. agrifolia</i> <input type="checkbox"/> <i>Q. lobata</i>			Health Rating ¹²⁴ : <input type="checkbox"/> A <input type="checkbox"/> B <input checked="" type="checkbox"/> C- <input type="checkbox"/> D <input type="checkbox"/> F	
<input type="checkbox"/> <i>Ca. Sycamore</i> <input type="checkbox"/> <i>Ca. Bay</i> <input checked="" type="checkbox"/> <i>Ca. Black Walnut</i>			Form: <input type="checkbox"/> symmetric <input type="checkbox"/> minor asymmetry	
Trunk Count: 2 Height (ft.): 35			<input checked="" type="checkbox"/> major asymmetry <input type="checkbox"/> stump sprout	
Trunk DBH (in.): 5, 6.5			<input type="checkbox"/> stag-head	
Percent Canopy Cover: 75%			Crown Class ¹²⁵ : <input checked="" type="checkbox"/> Decurrent <input type="checkbox"/> Excurrent	
Existing Terrain: <input type="checkbox"/> Flat <input checked="" type="checkbox"/> Slope			Age Class: <input type="checkbox"/> immature <input type="checkbox"/> semi-mature	
Aesthetic Rating ¹²⁶ : <input type="checkbox"/> A <input type="checkbox"/> B <input checked="" type="checkbox"/> C <input type="checkbox"/> D <input type="checkbox"/> F			<input checked="" type="checkbox"/> mature <input type="checkbox"/> over-mature/senescent	
Overall Grade: <input type="checkbox"/> A <input type="checkbox"/> B <input checked="" type="checkbox"/> C- <input type="checkbox"/> D <input type="checkbox"/> F			Heritage Tree: <input checked="" type="checkbox"/> No <input type="checkbox"/> Yes	
CANOPY CHARACTERISTICS			TREE HEALTH	
	Dripline Radius (Feet)	Canopy to Grade (Feet)	Wound Wood Development:	Excellent <input type="checkbox"/> Average <input checked="" type="checkbox"/> Poor <input type="checkbox"/> None <input type="checkbox"/>
N	22		Foliage Density:	<input checked="" type="checkbox"/> Normal <input type="checkbox"/> Sparse
NE			Weak crotches:	<input type="checkbox"/> No <input checked="" type="checkbox"/> Yes
E	8		Oak Pit Scale:	<input checked="" type="checkbox"/> No <input type="checkbox"/> Yes
SE			Mainstem dieback:	<input type="checkbox"/> No <input checked="" type="checkbox"/> Yes
S	13		Exposed Roots:	<input checked="" type="checkbox"/> No <input type="checkbox"/> Yes
SW			Epicormic growth:	<input type="checkbox"/> No <input checked="" type="checkbox"/> Yes
W	7		Shading Out:	<input type="checkbox"/> No <input checked="" type="checkbox"/> Yes
NW			Cavities: <input type="checkbox"/> None <input checked="" type="checkbox"/> Trunk <input type="checkbox"/> Branch	
CANOPY SPREAD (FEET): 35			Exfoliating Bark:	<input checked="" type="checkbox"/> No <input type="checkbox"/> Yes
PROPOSED ACTIONS			Water Pocket(s):	<input checked="" type="checkbox"/> No <input type="checkbox"/> Yes
Monitor for Progress: <input type="checkbox"/> Yes <input type="checkbox"/> No			Mechanical Damage:	<input checked="" type="checkbox"/> Trunk <input type="checkbox"/> Branch <input type="checkbox"/> None
Treat Infestations: <input type="checkbox"/> Yes <input type="checkbox"/> No			Canker/Galls:	<input type="checkbox"/> No <input checked="" type="checkbox"/> Yes
Remove Deadwood: <input type="checkbox"/> Yes <input type="checkbox"/> No			Fungus:	<input type="checkbox"/> No <input checked="" type="checkbox"/> Yes
Support Structure: <input type="checkbox"/> Yes <input type="checkbox"/> No			Vigor:	<input type="checkbox"/> Excellent <input type="checkbox"/> Average <input type="checkbox"/> Fair <input checked="" type="checkbox"/> Poor
IMPACTS & MITIGATIONS			Twig/ Branch Dieback:	<input type="checkbox"/> None <input checked="" type="checkbox"/> Minor <input checked="" type="checkbox"/> Moderate <input type="checkbox"/> Extensive
In Impacted Area: <input type="checkbox"/> Yes <input type="checkbox"/> No n/a			Leaf Size:	<input checked="" type="checkbox"/> Normal <input type="checkbox"/> Small
Proposed Land Use: n/a			Heart Rot:	<input type="checkbox"/> No <input checked="" type="checkbox"/> Yes
Impacts: n/a			Insects:	<input type="checkbox"/> Minor <input type="checkbox"/> Moderate <input checked="" type="checkbox"/> Extensive <input type="checkbox"/> None
Mitigations: n/a			Exudations:	<input checked="" type="checkbox"/> No <input type="checkbox"/> Yes

Comments & Notes: cut trunks at base

¹²⁴ Health: A = Outstanding; B = Above Average; C = Average; D = Below Average; F = Dead

¹²⁵ Decurrent = Lacking Strong Central Leader. Excurrent = Strong Central Leader.

¹²⁶ Aesthetic (compared to standard tree of same species) : A = nearly symmetrical, healthy tree – F = Dead

Trunk dbh must be 4" to be included – cumulative diameters. *Juglans nigra*; *Platanus racemosa*; *Umbellularia californica*; native *Quercus sp.* Except scrub oaks not protected.

TREE FIELD DATA WORKSHEET (City of L.A.)

LDC Project No. 10003-001

Survey Date: 4/5/11

Tree Number: 243

GENERAL CHARACTERISTICS				
Species: <input type="checkbox"/> <i>Q. agrifolia</i> <input type="checkbox"/> <i>Q. lobata</i>			Health Rating ¹²⁷ : <input type="checkbox"/> A <input type="checkbox"/> B <input type="checkbox"/> C <input checked="" type="checkbox"/> D <input type="checkbox"/> F	
<input type="checkbox"/> <i>Ca. Sycamore</i> <input type="checkbox"/> <i>Ca. Bay</i> <input checked="" type="checkbox"/> <i>Ca. Black Walnut</i>			Form: <input type="checkbox"/> symmetric <input type="checkbox"/> minor asymmetry	
Trunk Count: 13 Height (ft.): 28			<input checked="" type="checkbox"/> major asymmetry <input type="checkbox"/> stump sprout	
Trunk DBH (in.): 7.5, 7.5, 8			<input type="checkbox"/> stag-head	
Percent Canopy Cover: 40%			Crown Class ¹²⁸ : <input checked="" type="checkbox"/> Decurrent <input type="checkbox"/> Excurrent	
Existing Terrain: <input type="checkbox"/> Flat <input checked="" type="checkbox"/> Slope			Age Class: <input type="checkbox"/> immature <input type="checkbox"/> semi-mature	
Aesthetic Rating ¹²⁹ : <input type="checkbox"/> A <input type="checkbox"/> B <input type="checkbox"/> C <input checked="" type="checkbox"/> D <input type="checkbox"/> F			<input checked="" type="checkbox"/> mature <input type="checkbox"/> over-mature/senescent	
Overall Grade: <input type="checkbox"/> A <input type="checkbox"/> B <input type="checkbox"/> C <input checked="" type="checkbox"/> D <input type="checkbox"/> F			Heritage Tree: <input checked="" type="checkbox"/> No <input type="checkbox"/> Yes	
CANOPY CHARACTERISTICS			TREE HEALTH	
	Dripline Radius (Feet)	Canopy to Grade (Feet)	Wound Wood Development:	Excellent <input type="checkbox"/> Average <input type="checkbox"/> Poor <input checked="" type="checkbox"/> None <input type="checkbox"/>
N	21		Foliage Density:	<input type="checkbox"/> Normal <input checked="" type="checkbox"/> Sparse
NE			Weak crotches:	<input type="checkbox"/> No <input checked="" type="checkbox"/> Yes
E	8		Oak Pit Scale:	<input checked="" type="checkbox"/> No <input type="checkbox"/> Yes
SE			Mainstem dieback:	<input type="checkbox"/> No <input checked="" type="checkbox"/> Yes
S	12		Exposed Roots:	<input checked="" type="checkbox"/> No <input type="checkbox"/> Yes
SW			Epicormic growth:	<input checked="" type="checkbox"/> No <input type="checkbox"/> Yes
W	17		Shading Out:	<input type="checkbox"/> No <input checked="" type="checkbox"/> Yes
NW			Cavities: <input type="checkbox"/> None <input checked="" type="checkbox"/> Trunk <input type="checkbox"/> Branch	
CANOPY SPREAD (FEET): 33			Exfoliating Bark:	<input type="checkbox"/> No <input checked="" type="checkbox"/> Yes
PROPOSED ACTIONS			Water Pocket(s):	<input checked="" type="checkbox"/> No <input type="checkbox"/> Yes
Monitor for Progress:	<input type="checkbox"/> Yes <input type="checkbox"/> No		Mechanical Damage:	<input type="checkbox"/> Trunk <input type="checkbox"/> Branch <input checked="" type="checkbox"/> None
Treat Infestations:	<input type="checkbox"/> Yes <input type="checkbox"/> No		Canker/Galls:	<input type="checkbox"/> No <input checked="" type="checkbox"/> Yes
Remove Deadwood:	<input type="checkbox"/> Yes <input type="checkbox"/> No		Fungus:	<input type="checkbox"/> No <input checked="" type="checkbox"/> Yes
Support Structure:	<input type="checkbox"/> Yes <input type="checkbox"/> No		Vigor:	<input type="checkbox"/> Excellent <input type="checkbox"/> Average <input type="checkbox"/> Fair <input checked="" type="checkbox"/> Poor
IMPACTS & MITIGATIONS			Twig/ Branch Dieback:	<input type="checkbox"/> None <input type="checkbox"/> Minor <input type="checkbox"/> Moderate <input checked="" type="checkbox"/> Extensive
In Impacted Area:	<input type="checkbox"/> Yes <input type="checkbox"/> No n/a		Leaf Size:	<input type="checkbox"/> Normal <input checked="" type="checkbox"/> Small
Proposed Land Use:	n/a		Heart Rot:	<input type="checkbox"/> No <input checked="" type="checkbox"/> Yes
Impacts:	n/a		Insects:	<input type="checkbox"/> Minor <input type="checkbox"/> Moderate <input checked="" type="checkbox"/> Extensive <input type="checkbox"/> None
Mitigations:	n/a		Exudations:	<input checked="" type="checkbox"/> No <input type="checkbox"/> Yes

Comments & Notes: one dead trunk

¹²⁷ Health: A =Outstanding; B = Above Average; C = Average; D = Below Average; F = Dead

¹²⁸ Decurrent = Lacking Strong Central Leader. Excurrent = Strong Central Leader.

¹²⁹ Aesthetic (compared to standard tree of same species) : A = nearly symmetrical, healthy tree – F = Dead

Trunk dbh must be 4" to be included – cumulative diameters. *Juglans nigra*; *Platanus racemosa*; *Umbellularia californica*; native *Quercus sp.* Except scrub oaks not protected.

Survey Date: 4/5/11

Tree Number: 244

GENERAL CHARACTERISTICS				
Species: <input type="checkbox"/> <i>Q. agrifolia</i> <input type="checkbox"/> <i>Q. lobata</i>			Health Rating ¹³⁰ : <input type="checkbox"/> A <input type="checkbox"/> B <input type="checkbox"/> C <input checked="" type="checkbox"/> D <input type="checkbox"/> F	
<input type="checkbox"/> <i>Ca. Sycamore</i> <input type="checkbox"/> <i>Ca. Bay</i> <input checked="" type="checkbox"/> <i>Ca. Black Walnut</i>			Form: <input type="checkbox"/> symmetric <input type="checkbox"/> minor asymmetry	
Trunk Count: 1 Height (ft.): 28			<input checked="" type="checkbox"/> major asymmetry <input type="checkbox"/> stump sprout	
Trunk DBH (in.): 8.5			<input type="checkbox"/> stag-head	
Percent Canopy Cover: 50%			Crown Class ¹³¹ : <input checked="" type="checkbox"/> Decurrent <input type="checkbox"/> Excurrent	
Existing Terrain: <input type="checkbox"/> Flat <input checked="" type="checkbox"/> Slope			Age Class: <input type="checkbox"/> immature <input type="checkbox"/> semi-mature	
Aesthetic Rating ¹³² : <input type="checkbox"/> A <input type="checkbox"/> B <input type="checkbox"/> C <input checked="" type="checkbox"/> D <input type="checkbox"/> F			<input checked="" type="checkbox"/> mature <input type="checkbox"/> over-mature/senescent	
Overall Grade: <input type="checkbox"/> A <input type="checkbox"/> B <input type="checkbox"/> C <input checked="" type="checkbox"/> D <input type="checkbox"/> F			Heritage Tree: <input checked="" type="checkbox"/> No <input type="checkbox"/> Yes	
CANOPY CHARACTERISTICS			TREE HEALTH	
	Dripline Radius (Feet)	Canopy to Grade (Feet)	Wound Wood Development:	Excellent <input type="checkbox"/> Average <input type="checkbox"/> Poor <input checked="" type="checkbox"/> None <input type="checkbox"/>
N	21		Foliage Density:	<input type="checkbox"/> Normal <input checked="" type="checkbox"/> Sparse
NE			Weak crotches:	<input checked="" type="checkbox"/> No <input type="checkbox"/> Yes
E	0		Oak Pit Scale:	<input checked="" type="checkbox"/> No <input type="checkbox"/> Yes
SE			Mainstem dieback:	<input type="checkbox"/> No <input checked="" type="checkbox"/> Yes
S	0		Exposed Roots:	<input checked="" type="checkbox"/> No <input type="checkbox"/> Yes
SW			Epicormic growth:	<input type="checkbox"/> No <input checked="" type="checkbox"/> Yes
W	10		Shading Out:	<input type="checkbox"/> No <input checked="" type="checkbox"/> Yes
NW			Cavities: <input type="checkbox"/> None	<input checked="" type="checkbox"/> Trunk <input checked="" type="checkbox"/> Branch
			Exfoliating Bark:	<input checked="" type="checkbox"/> No <input type="checkbox"/> Yes
CANOPY SPREAD (FEET): 21			Water Pocket(s):	<input type="checkbox"/> No <input checked="" type="checkbox"/> Yes
PROPOSED ACTIONS			Mechanical Damage:	
Monitor for Progress: <input type="checkbox"/> Yes <input type="checkbox"/> No			<input checked="" type="checkbox"/> Trunk <input type="checkbox"/> Branch <input type="checkbox"/> None	
Treat Infestations: <input type="checkbox"/> Yes <input type="checkbox"/> No			Canker/Galls: <input type="checkbox"/> No <input checked="" type="checkbox"/> Yes	
Remove Deadwood: <input type="checkbox"/> Yes <input type="checkbox"/> No			Fungus: <input type="checkbox"/> No <input checked="" type="checkbox"/> Yes	
Support Structure: <input type="checkbox"/> Yes <input type="checkbox"/> No			Vigor: <input type="checkbox"/> Excellent <input type="checkbox"/> Average <input type="checkbox"/> Fair <input checked="" type="checkbox"/> Poor	
IMPACTS & MITIGATIONS			Twig/ Branch Dieback:	
In Impacted Area: <input type="checkbox"/> Yes <input type="checkbox"/> No n/a			<input type="checkbox"/> None <input type="checkbox"/> Minor <input type="checkbox"/> Moderate <input checked="" type="checkbox"/> Extensive	
Proposed Land Use: n/a			Leaf Size: <input type="checkbox"/> Normal <input checked="" type="checkbox"/> Small	
Impacts: n/a			Heart Rot: <input type="checkbox"/> No <input checked="" type="checkbox"/> Yes	
Mitigations: n/a			Insects: <input type="checkbox"/> Minor <input type="checkbox"/> Moderate <input checked="" type="checkbox"/> Extensive <input type="checkbox"/> None	
			Exudations: <input checked="" type="checkbox"/> No <input type="checkbox"/> Yes	

Comments & Notes: 2 broken trunks with cavity and heart rot; 1 cut trunk at 4.5'; on steep slope

¹³⁰ Health: A = Outstanding; B = Above Average; C = Average; D = Below Average; F = Dead

¹³¹ Decurrent = Lacking Strong Central Leader. Excurrent = Strong Central Leader.

¹³² Aesthetic (compared to standard tree of same species) : A = nearly symmetrical, healthy tree – F = Dead

Trunk dbh must be 4" to be included – cumulative diameters. *Juglans nigra*; *Platanus racemosa*; *Umbellularia californica*; native *Quercus sp.* Except scrub oaks not protected.

TREE FIELD DATA WORKSHEET (City of L.A.)

LDC Project No. 10003-001

Survey Date: 4/5/11

Tree Number: 245

GENERAL CHARACTERISTICS				
Species: <input type="checkbox"/> <i>Q. agrifolia</i> <input type="checkbox"/> <i>Q. lobata</i>			Health Rating ¹³³ : <input type="checkbox"/> A <input type="checkbox"/> B <input type="checkbox"/> C <input checked="" type="checkbox"/> D <input type="checkbox"/> F	
<input type="checkbox"/> <i>Ca. Sycamore</i> <input type="checkbox"/> <i>Ca. Bay</i> <input checked="" type="checkbox"/> <i>Ca. Black Walnut</i>			Form: <input type="checkbox"/> symmetric <input type="checkbox"/> minor asymmetry	
Trunk Count: 1 Height (ft.): 25			<input checked="" type="checkbox"/> major asymmetry <input type="checkbox"/> stump sprout	
Trunk DBH (in.): 95			<input type="checkbox"/> stag-head	
Percent Canopy Cover: 50%			Crown Class ¹³⁴ : <input checked="" type="checkbox"/> Decurrent <input type="checkbox"/> Excurrent	
Existing Terrain: <input type="checkbox"/> Flat <input checked="" type="checkbox"/> Slope			Age Class: <input type="checkbox"/> immature <input type="checkbox"/> semi-mature	
Aesthetic Rating ¹³⁵ : <input type="checkbox"/> A <input type="checkbox"/> B <input type="checkbox"/> C <input checked="" type="checkbox"/> D <input type="checkbox"/> F			<input checked="" type="checkbox"/> mature <input type="checkbox"/> over-mature/senescent	
Overall Grade: <input type="checkbox"/> A <input type="checkbox"/> B <input type="checkbox"/> C <input checked="" type="checkbox"/> D <input type="checkbox"/> F			Heritage Tree: <input checked="" type="checkbox"/> No <input type="checkbox"/> Yes	
CANOPY CHARACTERISTICS			TREE HEALTH	
	Dripline Radius (Feet)	Canopy to Grade (Feet)	Wound Wood Development:	Excellent <input type="checkbox"/> Average <input type="checkbox"/> Poor <input checked="" type="checkbox"/> None <input type="checkbox"/>
N	0		Foliage Density:	<input type="checkbox"/> Normal <input checked="" type="checkbox"/> Sparse
NE			Weak crotches:	<input type="checkbox"/> No <input checked="" type="checkbox"/> Yes
E	0		Oak Pit Scale:	<input checked="" type="checkbox"/> No <input type="checkbox"/> Yes
SE			Mainstem dieback:	<input type="checkbox"/> No <input checked="" type="checkbox"/> Yes
S	0		Exposed Roots:	<input checked="" type="checkbox"/> No <input type="checkbox"/> Yes
SW			Epicormic growth:	<input checked="" type="checkbox"/> No <input type="checkbox"/> Yes
W	0		Shading Out:	<input type="checkbox"/> No <input checked="" type="checkbox"/> Yes
NW	32		Cavities: <input type="checkbox"/> None	<input checked="" type="checkbox"/> Trunk <input checked="" type="checkbox"/> Branch
CANOPY SPREAD (FEET): 32			Exfoliating Bark:	<input type="checkbox"/> No <input checked="" type="checkbox"/> Yes
PROPOSED ACTIONS			Water Pocket(s):	<input checked="" type="checkbox"/> No <input type="checkbox"/> Yes
Monitor for Progress:	<input type="checkbox"/> Yes <input type="checkbox"/> No		Mechanical Damage:	<input type="checkbox"/> Trunk <input type="checkbox"/> Branch <input checked="" type="checkbox"/> None
Treat Infestations:	<input type="checkbox"/> Yes <input type="checkbox"/> No		Canker/Galls:	<input type="checkbox"/> No <input checked="" type="checkbox"/> Yes
Remove Deadwood:	<input type="checkbox"/> Yes <input type="checkbox"/> No		Fungus:	<input type="checkbox"/> No <input checked="" type="checkbox"/> Yes
Support Structure:	<input type="checkbox"/> Yes <input type="checkbox"/> No		Vigor:	<input type="checkbox"/> Excellent <input type="checkbox"/> Average <input type="checkbox"/> Fair <input checked="" type="checkbox"/> Poor
IMPACTS & MITIGATIONS			Twig/ Branch Dieback:	<input type="checkbox"/> None <input type="checkbox"/> Minor <input type="checkbox"/> Moderate <input checked="" type="checkbox"/> Extensive
In Impacted Area:	<input type="checkbox"/> Yes <input type="checkbox"/> No n/a		Leaf Size:	<input type="checkbox"/> Normal <input checked="" type="checkbox"/> Small
Proposed Land Use:	n/a		Heart Rot:	<input type="checkbox"/> No <input checked="" type="checkbox"/> Yes
Impacts:	n/a		Insects:	<input type="checkbox"/> Minor <input type="checkbox"/> Moderate <input checked="" type="checkbox"/> Extensive <input type="checkbox"/> None
Mitigations:	n/a		Exudations:	<input checked="" type="checkbox"/> No <input type="checkbox"/> Yes

Comments & Notes: one dead trunk, broken off at base.

¹³³ Health: A = Outstanding; B = Above Average; C = Average; D = Below Average; F = Dead

¹³⁴ Decurrent = Lacking Strong Central Leader. Excurrent = Strong Central Leader.

¹³⁵ Aesthetic (compared to standard tree of same species) : A = nearly symmetrical, healthy tree – F = Dead

Trunk dbh must be 4" to be included – cumulative diameters. *Juglans nigra*; *Platanus racemosa*; *Umbellularia californica*; native *Quercus sp.* Except scrub oaks not protected.

TREE FIELD DATA WORKSHEET (City of L.A.)

LDC Project No. 10003-001

Survey Date: 4/5/11

Tree Number: 246

GENERAL CHARACTERISTICS				
Species: <input type="checkbox"/> <i>Q. agrifolia</i> <input type="checkbox"/> <i>Q. lobata</i>			Health Rating ¹³⁶ : <input type="checkbox"/> A <input type="checkbox"/> B <input type="checkbox"/> C <input checked="" type="checkbox"/> D- <input type="checkbox"/> F	
<input type="checkbox"/> <i>Ca. Sycamore</i> <input type="checkbox"/> <i>Ca. Bay</i> <input checked="" type="checkbox"/> <i>Ca. Black Walnut</i>			Form: <input type="checkbox"/> symmetric <input type="checkbox"/> minor asymmetry	
Trunk Count: 1 Height (ft.): 26			<input checked="" type="checkbox"/> major asymmetry <input type="checkbox"/> stump sprout	
Trunk DBH (in.): 13			<input type="checkbox"/> stag-head	
Percent Canopy Cover: 40%			Crown Class ¹³⁷ : <input checked="" type="checkbox"/> Decurrent <input type="checkbox"/> Excurrent	
Existing Terrain: <input type="checkbox"/> Flat <input checked="" type="checkbox"/> Slope			Age Class: <input type="checkbox"/> immature <input type="checkbox"/> semi-mature	
Aesthetic Rating ¹³⁸ : <input type="checkbox"/> A <input type="checkbox"/> B <input type="checkbox"/> C <input checked="" type="checkbox"/> D- <input type="checkbox"/> F			<input checked="" type="checkbox"/> mature <input type="checkbox"/> over-mature/senescent	
Overall Grade: <input type="checkbox"/> A <input type="checkbox"/> B <input type="checkbox"/> C <input checked="" type="checkbox"/> D- <input type="checkbox"/> F			Heritage Tree: <input checked="" type="checkbox"/> No <input type="checkbox"/> Yes	
CANOPY CHARACTERISTICS			TREE HEALTH	
	Dripline Radius (Feet)	Canopy to Grade (Feet)	Wound Wood Development:	Excellent <input type="checkbox"/> Average <input type="checkbox"/> Poor <input checked="" type="checkbox"/> None <input type="checkbox"/>
N	10		Foliage Density:	<input type="checkbox"/> Normal <input checked="" type="checkbox"/> Sparse
NE			Weak crotches:	<input checked="" type="checkbox"/> No <input type="checkbox"/> Yes
E	0		Oak Pit Scale:	<input checked="" type="checkbox"/> No <input type="checkbox"/> Yes
SE			Mainstem dieback:	<input type="checkbox"/> No <input checked="" type="checkbox"/> Yes
S	14		Exposed Roots:	<input checked="" type="checkbox"/> No <input type="checkbox"/> Yes
SW			Epicormic growth:	<input type="checkbox"/> No <input checked="" type="checkbox"/> Yes
W	13		Shading Out:	<input type="checkbox"/> No <input checked="" type="checkbox"/> Yes
NW			Cavities: <input type="checkbox"/> None <input checked="" type="checkbox"/> Trunk <input checked="" type="checkbox"/> Branch	
CANOPY SPREAD (FEET): 24			Exfoliating Bark:	<input checked="" type="checkbox"/> No <input type="checkbox"/> Yes
PROPOSED ACTIONS			Water Pocket(s):	<input type="checkbox"/> No <input checked="" type="checkbox"/> Yes
Monitor for Progress:	<input type="checkbox"/> Yes <input type="checkbox"/> No		Mechanical Damage:	<input checked="" type="checkbox"/> Trunk <input type="checkbox"/> Branch <input type="checkbox"/> None
Treat Infestations:	<input type="checkbox"/> Yes <input type="checkbox"/> No		Canker/Galls:	<input type="checkbox"/> No <input checked="" type="checkbox"/> Yes
Remove Deadwood:	<input type="checkbox"/> Yes <input type="checkbox"/> No		Fungus:	<input type="checkbox"/> No <input checked="" type="checkbox"/> Yes
Support Structure:	<input type="checkbox"/> Yes <input type="checkbox"/> No		Vigor:	<input type="checkbox"/> Excellent <input type="checkbox"/> Average <input type="checkbox"/> Fair <input checked="" type="checkbox"/> Poor
IMPACTS & MITIGATIONS			Twig/ Branch Dieback:	<input type="checkbox"/> None <input type="checkbox"/> Minor <input type="checkbox"/> Moderate <input checked="" type="checkbox"/> Extensive
In Impacted Area:	<input type="checkbox"/> Yes <input type="checkbox"/> No n/a		Leaf Size:	<input type="checkbox"/> Normal <input checked="" type="checkbox"/> Small
Proposed Land Use:	n/a		Heart Rot:	<input type="checkbox"/> No <input checked="" type="checkbox"/> Yes
Impacts:	n/a		Insects:	<input type="checkbox"/> Minor <input type="checkbox"/> Moderate <input checked="" type="checkbox"/> Extensive <input type="checkbox"/> None
Mitigations:	n/a		Exudations:	<input checked="" type="checkbox"/> No <input type="checkbox"/> Yes

Comments & Notes: tree hollow

¹³⁶ Health: A =Outstanding; B = Above Average; C = Average; D = Below Average; F = Dead

¹³⁷ Decurrent = Lacking Strong Central Leader. Excurrent = Strong Central Leader.

¹³⁸ Aesthetic (compared to standard tree of same species) : A = nearly symmetrical, healthy tree – F = Dead

Trunk dbh must be 4" to be included – cumulative diameters. *Juglans nigra*; *Platanus racemosa*; *Umbellularia californica*; native *Quercus sp.* Except scrub oaks not protected.

Survey Date: 4/5/11

Tree Number: 247

GENERAL CHARACTERISTICS				
Species: <input type="checkbox"/> <i>Q. agrifolia</i> <input type="checkbox"/> <i>Q. lobata</i>			Health Rating ¹³⁹ : <input type="checkbox"/> A <input type="checkbox"/> B <input type="checkbox"/> C <input checked="" type="checkbox"/> D <input type="checkbox"/> F	
<input type="checkbox"/> <i>Ca. Sycamore</i> <input type="checkbox"/> <i>Ca. Bay</i> <input checked="" type="checkbox"/> <i>Ca. Black Walnut</i>			Form: <input checked="" type="checkbox"/> symmetric <input type="checkbox"/> minor asymmetry	
Trunk Count: 2 Height (ft.): 18			<input type="checkbox"/> major asymmetry <input type="checkbox"/> stump sprout	
Trunk DBH (in.): 2.5, 5			<input type="checkbox"/> stag-head	
Percent Canopy Cover: 50%			Crown Class ¹⁴⁰ : <input checked="" type="checkbox"/> Decurrent <input type="checkbox"/> Excurrent	
Existing Terrain: <input type="checkbox"/> Flat <input checked="" type="checkbox"/> Slope			Age Class: <input type="checkbox"/> immature <input checked="" type="checkbox"/> semi-mature	
Aesthetic Rating ¹⁴¹ : <input type="checkbox"/> A <input type="checkbox"/> B <input type="checkbox"/> C <input checked="" type="checkbox"/> D <input type="checkbox"/> F			<input type="checkbox"/> mature <input type="checkbox"/> over-mature/senescent	
Overall Grade: <input type="checkbox"/> A <input type="checkbox"/> B <input type="checkbox"/> C <input checked="" type="checkbox"/> D <input type="checkbox"/> F			Heritage Tree: <input checked="" type="checkbox"/> No <input type="checkbox"/> Yes	
CANOPY CHARACTERISTICS			TREE HEALTH	
	Dripline Radius (Feet)	Canopy to Grade (Feet)	Wound Wood Development:	Excellent <input type="checkbox"/> Average <input checked="" type="checkbox"/> Poor <input type="checkbox"/> None <input type="checkbox"/>
N	28		Foliage Density:	<input type="checkbox"/> Normal <input checked="" type="checkbox"/> Sparse
NE			Weak crotches:	<input type="checkbox"/> No <input checked="" type="checkbox"/> Yes
E	0		Oak Pit Scale:	<input checked="" type="checkbox"/> No <input type="checkbox"/> Yes
SE			Mainstem dieback:	<input checked="" type="checkbox"/> No <input type="checkbox"/> Yes
S	0		Exposed Roots:	<input checked="" type="checkbox"/> No <input type="checkbox"/> Yes
SW			Epicormic growth:	<input checked="" type="checkbox"/> No <input type="checkbox"/> Yes
W	0		Shading Out:	<input type="checkbox"/> No <input checked="" type="checkbox"/> Yes
NW			Cavities: <input type="checkbox"/> None <input checked="" type="checkbox"/> Trunk <input type="checkbox"/> Branch	
CANOPY SPREAD (FEET): 28			Exfoliating Bark:	<input checked="" type="checkbox"/> No <input type="checkbox"/> Yes
PROPOSED ACTIONS			Water Pocket(s):	<input checked="" type="checkbox"/> No <input type="checkbox"/> Yes
Monitor for Progress: <input type="checkbox"/> Yes <input type="checkbox"/> No			Mechanical Damage:	<input checked="" type="checkbox"/> Trunk <input type="checkbox"/> Branch <input type="checkbox"/> None
Treat Infestations: <input type="checkbox"/> Yes <input type="checkbox"/> No			Canker/Galls:	<input type="checkbox"/> No <input checked="" type="checkbox"/> Yes
Remove Deadwood: <input type="checkbox"/> Yes <input type="checkbox"/> No			Fungus:	<input checked="" type="checkbox"/> No <input type="checkbox"/> Yes
Support Structure: <input type="checkbox"/> Yes <input type="checkbox"/> No			Vigor:	<input type="checkbox"/> Excellent <input type="checkbox"/> Average <input type="checkbox"/> Fair <input checked="" type="checkbox"/> Poor
IMPACTS & MITIGATIONS			Twig/ Branch Dieback:	<input type="checkbox"/> None <input type="checkbox"/> Minor <input type="checkbox"/> Moderate <input checked="" type="checkbox"/> Extensive
In Impacted Area: <input type="checkbox"/> Yes <input type="checkbox"/> No n/a			Leaf Size:	<input type="checkbox"/> Normal <input checked="" type="checkbox"/> Small
Proposed Land Use: n/a			Heart Rot:	<input type="checkbox"/> No <input checked="" type="checkbox"/> Yes
Impacts: n/a			Insects:	<input type="checkbox"/> Minor <input checked="" type="checkbox"/> Moderate <input type="checkbox"/> Extensive <input type="checkbox"/> None
Mitigations: n/a			Exudations:	<input checked="" type="checkbox"/> No <input type="checkbox"/> Yes

Comments & Notes: basal cavity; rot on trunk

¹³⁹ Health: A = Outstanding; B = Above Average; C = Average; D = Below Average; F = Dead

¹⁴⁰ Decurrent = Lacking Strong Central Leader. Excurrent = Strong Central Leader.

¹⁴¹ Aesthetic (compared to standard tree of same species) : A = nearly symmetrical, healthy tree – F = Dead

Trunk dbh must be 4" to be included – cumulative diameters. *Juglans nigra*; *Platanus racemosa*; *Umbellularia californica*; native *Quercus sp.* Except scrub oaks not protected.

Survey Date: 4/5/11

Tree Number: 248

GENERAL CHARACTERISTICS				
Species: <input type="checkbox"/> <i>Q. agrifolia</i> <input type="checkbox"/> <i>Q. lobata</i>			Health Rating ¹⁴² : <input type="checkbox"/> A <input type="checkbox"/> B <input type="checkbox"/> C <input checked="" type="checkbox"/> D <input type="checkbox"/> F	
<input type="checkbox"/> <i>Ca. Sycamore</i> <input type="checkbox"/> <i>Ca. Bay</i> <input checked="" type="checkbox"/> <i>Ca. Black Walnut</i>			Form: <input type="checkbox"/> symmetric <input type="checkbox"/> minor asymmetry	
Trunk Count: 1 Height (ft.): 20			<input checked="" type="checkbox"/> major asymmetry <input type="checkbox"/> stump sprout	
Trunk DBH (in.): 4.5			<input type="checkbox"/> stag-head	
Percent Canopy Cover: 35%			Crown Class ¹⁴³ : <input checked="" type="checkbox"/> Decurrent <input type="checkbox"/> Excurrent	
Existing Terrain: <input type="checkbox"/> Flat <input checked="" type="checkbox"/> Slope			Age Class: <input type="checkbox"/> immature <input checked="" type="checkbox"/> semi-mature	
Aesthetic Rating ¹⁴⁴ : <input type="checkbox"/> A <input type="checkbox"/> B <input type="checkbox"/> C <input checked="" type="checkbox"/> D <input type="checkbox"/> F			<input type="checkbox"/> mature <input type="checkbox"/> over-mature/senescent	
Overall Grade: <input type="checkbox"/> A <input type="checkbox"/> B <input type="checkbox"/> C <input checked="" type="checkbox"/> D <input type="checkbox"/> F			Heritage Tree: <input checked="" type="checkbox"/> No <input type="checkbox"/> Yes	
CANOPY CHARACTERISTICS			TREE HEALTH	
	Dripline Radius (Feet)	Canopy to Grade (Feet)	Wound Wood Development:	Excellent <input type="checkbox"/> Average <input type="checkbox"/> Poor <input checked="" type="checkbox"/> None <input type="checkbox"/>
N	30		Foliage Density:	<input type="checkbox"/> Normal <input checked="" type="checkbox"/> Sparse
NE			Weak crotches:	<input type="checkbox"/> No <input checked="" type="checkbox"/> Yes
E	0		Oak Pit Scale:	<input checked="" type="checkbox"/> No <input type="checkbox"/> Yes
SE			Mainstem dieback:	<input type="checkbox"/> No <input checked="" type="checkbox"/> Yes
S	0		Exposed Roots:	<input checked="" type="checkbox"/> No <input type="checkbox"/> Yes
SW			Epicormic growth:	<input type="checkbox"/> No <input checked="" type="checkbox"/> Yes
W	0		Shading Out:	<input type="checkbox"/> No <input checked="" type="checkbox"/> Yes
NW			Cavities: <input type="checkbox"/> None <input checked="" type="checkbox"/> Trunk <input type="checkbox"/> Branch	
CANOPY SPREAD (FEET): 30			Exfoliating Bark:	<input checked="" type="checkbox"/> No <input type="checkbox"/> Yes
PROPOSED ACTIONS			Water Pocket(s):	<input type="checkbox"/> No <input checked="" type="checkbox"/> Yes
Monitor for Progress: <input type="checkbox"/> Yes <input type="checkbox"/> No			Mechanical Damage:	<input checked="" type="checkbox"/> Trunk <input type="checkbox"/> Branch <input type="checkbox"/> None
Treat Infestations: <input type="checkbox"/> Yes <input type="checkbox"/> No			Canker/Galls:	<input type="checkbox"/> No <input checked="" type="checkbox"/> Yes
Remove Deadwood: <input type="checkbox"/> Yes <input type="checkbox"/> No			Fungus:	<input type="checkbox"/> No <input checked="" type="checkbox"/> Yes
Support Structure: <input type="checkbox"/> Yes <input type="checkbox"/> No			Vigor:	<input type="checkbox"/> Excellent <input type="checkbox"/> Average <input type="checkbox"/> Fair <input checked="" type="checkbox"/> Poor
IMPACTS & MITIGATIONS			Twig/ Branch Dieback:	<input type="checkbox"/> None <input type="checkbox"/> Minor <input type="checkbox"/> Moderate <input checked="" type="checkbox"/> Extensive
In Impacted Area: <input type="checkbox"/> Yes <input type="checkbox"/> No n/a			Leaf Size:	<input type="checkbox"/> Normal <input checked="" type="checkbox"/> Small
Proposed Land Use: n/a			Heart Rot:	<input type="checkbox"/> No <input checked="" type="checkbox"/> Yes
Impacts: n/a			Insects:	<input type="checkbox"/> Minor <input type="checkbox"/> Moderate <input checked="" type="checkbox"/> Extensive <input type="checkbox"/> None
Mitigations: n/a			Exudations:	<input checked="" type="checkbox"/> No <input type="checkbox"/> Yes

Comments & Notes: leans north over slope; 2 cut trunks; cavity in trunk

¹⁴² Health: A = Outstanding; B = Above Average; C = Average; D = Below Average; F = Dead

¹⁴³ Decurrent = Lacking Strong Central Leader. Excurrent = Strong Central Leader.

¹⁴⁴ Aesthetic (compared to standard tree of same species) : A = nearly symmetrical, healthy tree – F = Dead

Trunk dbh must be 4" to be included – cumulative diameters. *Juglans nigra*; *Platanus racemosa*; *Umbellularia californica*; native *Quercus sp.* Except scrub oaks not protected.

TREE FIELD DATA WORKSHEET (City of L.A.)

LDC Project No. 10003-001

Survey Date: 4/5/11

Tree Number: 249

GENERAL CHARACTERISTICS				
Species: <input type="checkbox"/> <i>Q. agrifolia</i> <input type="checkbox"/> <i>Q. lobata</i>			Health Rating ¹⁴⁵ : <input type="checkbox"/> A <input type="checkbox"/> B <input type="checkbox"/> C <input checked="" type="checkbox"/> D <input type="checkbox"/> F	
<input type="checkbox"/> <i>Ca. Sycamore</i> <input type="checkbox"/> <i>Ca. Bay</i> <input checked="" type="checkbox"/> <i>Ca. Black Walnut</i>			Form: <input type="checkbox"/> symmetric <input type="checkbox"/> minor asymmetry	
Trunk Count: 1 Height (ft.): 23			<input checked="" type="checkbox"/> major asymmetry <input type="checkbox"/> stump sprout	
Trunk DBH (in.): 8			<input type="checkbox"/> stag-head	
Percent Canopy Cover: 60%			Crown Class ¹⁴⁶ : <input checked="" type="checkbox"/> Decurrent <input type="checkbox"/> Excurrent	
Existing Terrain: <input type="checkbox"/> Flat <input checked="" type="checkbox"/> Slope			Age Class: <input type="checkbox"/> immature <input type="checkbox"/> semi-mature	
Aesthetic Rating ¹⁴⁷ : <input type="checkbox"/> A <input type="checkbox"/> B <input type="checkbox"/> C <input checked="" type="checkbox"/> D <input type="checkbox"/> F			<input checked="" type="checkbox"/> mature <input type="checkbox"/> over-mature/senescent	
Overall Grade: <input type="checkbox"/> A <input type="checkbox"/> B <input type="checkbox"/> C <input checked="" type="checkbox"/> D <input type="checkbox"/> F			Heritage Tree: <input checked="" type="checkbox"/> No <input type="checkbox"/> Yes	
CANOPY CHARACTERISTICS			TREE HEALTH	
	Dripline Radius (Feet)	Canopy to Grade (Feet)	Wound Wood Development:	Excellent <input type="checkbox"/> Average <input type="checkbox"/> Poor <input checked="" type="checkbox"/> None <input type="checkbox"/>
N	9		Foliage Density:	<input type="checkbox"/> Normal <input checked="" type="checkbox"/> Sparse
NE			Weak crotches:	<input type="checkbox"/> No <input checked="" type="checkbox"/> Yes
E	5		Oak Pit Scale:	<input checked="" type="checkbox"/> No <input type="checkbox"/> Yes
SE			Mainstem dieback:	<input type="checkbox"/> No <input checked="" type="checkbox"/> Yes
S	6		Exposed Roots:	<input checked="" type="checkbox"/> No <input type="checkbox"/> Yes
SW			Epicormic growth:	<input checked="" type="checkbox"/> No <input type="checkbox"/> Yes
W	30		Shading Out:	<input type="checkbox"/> No <input checked="" type="checkbox"/> Yes
NW			Cavities: <input type="checkbox"/> None <input checked="" type="checkbox"/> Trunk <input type="checkbox"/> Branch	
CANOPY SPREAD (FEET): 35			Exfoliating Bark:	<input checked="" type="checkbox"/> No <input type="checkbox"/> Yes
PROPOSED ACTIONS			Water Pocket(s):	<input checked="" type="checkbox"/> No <input type="checkbox"/> Yes
Monitor for Progress: <input type="checkbox"/> Yes <input type="checkbox"/> No			Mechanical Damage:	<input checked="" type="checkbox"/> Trunk <input type="checkbox"/> Branch <input type="checkbox"/> None
Treat Infestations: <input type="checkbox"/> Yes <input type="checkbox"/> No			Canker/Galls:	<input type="checkbox"/> No <input checked="" type="checkbox"/> Yes
Remove Deadwood: <input type="checkbox"/> Yes <input type="checkbox"/> No			Fungus:	<input type="checkbox"/> No <input checked="" type="checkbox"/> Yes
Support Structure: <input type="checkbox"/> Yes <input type="checkbox"/> No			Vigor:	<input type="checkbox"/> Excellent <input type="checkbox"/> Average <input type="checkbox"/> Fair <input checked="" type="checkbox"/> Poor
IMPACTS & MITIGATIONS			Twig/ Branch Dieback:	<input type="checkbox"/> None <input type="checkbox"/> Minor <input type="checkbox"/> Moderate <input checked="" type="checkbox"/> Extensive
In Impacted Area: <input type="checkbox"/> Yes <input type="checkbox"/> No n/a			Leaf Size:	<input checked="" type="checkbox"/> Normal <input type="checkbox"/> Small
Proposed Land Use: n/a			Heart Rot:	<input type="checkbox"/> No <input checked="" type="checkbox"/> Yes
Impacts: n/a			Insects:	<input type="checkbox"/> Minor <input type="checkbox"/> Moderate <input checked="" type="checkbox"/> Extensive <input type="checkbox"/> None
Mitigations: n/a			Exudations:	<input checked="" type="checkbox"/> No <input type="checkbox"/> Yes

Comments & Notes: 1 cut trunk

¹⁴⁵ Health: A = Outstanding; B = Above Average; C = Average; D = Below Average; F = Dead

¹⁴⁶ Decurrent = Lacking Strong Central Leader. Excurrent = Strong Central Leader.

¹⁴⁷ Aesthetic (compared to standard tree of same species) : A = nearly symmetrical, healthy tree – F = Dead

Trunk dbh must be 4" to be included – cumulative diameters. *Juglans nigra*; *Platanus racemosa*; *Umbellularia californica*; native *Quercus sp.* Except scrub oaks not protected.

Survey Date: 4/5/11

Tree Number: 250

GENERAL CHARACTERISTICS				
Species: <input type="checkbox"/> <i>Q. agrifolia</i> <input type="checkbox"/> <i>Q. lobata</i>			Health Rating ¹⁴⁸ : <input type="checkbox"/> A <input type="checkbox"/> B <input type="checkbox"/> C <input checked="" type="checkbox"/> D <input type="checkbox"/> F	
<input type="checkbox"/> <i>Ca. Sycamore</i> <input type="checkbox"/> <i>Ca. Bay</i> <input checked="" type="checkbox"/> <i>Ca. Black Walnut</i>			Form: <input type="checkbox"/> symmetric <input checked="" type="checkbox"/> minor asymmetry	
Trunk Count: 2 Height (ft.): 30			<input type="checkbox"/> major asymmetry <input type="checkbox"/> stump sprout	
Trunk DBH (in.): 12, 13			<input type="checkbox"/> stag-head	
Percent Canopy Cover: 50%			Crown Class ¹⁴⁹ : <input checked="" type="checkbox"/> Decurrent <input type="checkbox"/> Excurrent	
Existing Terrain: <input type="checkbox"/> Flat <input checked="" type="checkbox"/> Slope			Age Class: <input type="checkbox"/> immature <input type="checkbox"/> semi-mature	
Aesthetic Rating ¹⁵⁰ : <input type="checkbox"/> A <input type="checkbox"/> B <input checked="" type="checkbox"/> C- <input type="checkbox"/> D <input type="checkbox"/> F			<input checked="" type="checkbox"/> mature <input type="checkbox"/> over-mature/senescent	
Overall Grade: <input type="checkbox"/> A <input type="checkbox"/> B <input type="checkbox"/> C <input checked="" type="checkbox"/> D <input type="checkbox"/> F			Heritage Tree: <input checked="" type="checkbox"/> No <input type="checkbox"/> Yes	
CANOPY CHARACTERISTICS			TREE HEALTH	
	Dripline Radius (Feet)	Canopy to Grade (Feet)	Wound Wood Development:	Excellent <input type="checkbox"/> Average <input checked="" type="checkbox"/> Poor <input type="checkbox"/> None <input type="checkbox"/>
N	23		Foliage Density:	<input type="checkbox"/> Normal <input checked="" type="checkbox"/> Sparse
NE			Weak crotches:	<input checked="" type="checkbox"/> No <input type="checkbox"/> Yes
E	23		Oak Pit Scale:	<input checked="" type="checkbox"/> No <input type="checkbox"/> Yes
SE			Mainstem dieback:	<input type="checkbox"/> No <input checked="" type="checkbox"/> Yes
S	16		Exposed Roots:	<input checked="" type="checkbox"/> No <input type="checkbox"/> Yes
SW			Epicormic growth:	<input checked="" type="checkbox"/> No <input type="checkbox"/> Yes
W	25		Shading Out:	<input type="checkbox"/> No <input checked="" type="checkbox"/> Yes
NW			Cavities: <input type="checkbox"/> None <input checked="" type="checkbox"/> Trunk <input checked="" type="checkbox"/> Branch	
CANOPY SPREAD (FEET): 48			Exfoliating Bark:	<input type="checkbox"/> No <input checked="" type="checkbox"/> Yes
PROPOSED ACTIONS			Water Pocket(s):	<input checked="" type="checkbox"/> No <input type="checkbox"/> Yes
Monitor for Progress: <input type="checkbox"/> Yes <input type="checkbox"/> No			Mechanical Damage:	<input checked="" type="checkbox"/> Trunk <input checked="" type="checkbox"/> Branch <input type="checkbox"/> None
Treat Infestations: <input type="checkbox"/> Yes <input type="checkbox"/> No			Canker/Galls:	<input type="checkbox"/> No <input checked="" type="checkbox"/> Yes
Remove Deadwood: <input type="checkbox"/> Yes <input type="checkbox"/> No			Fungus:	<input type="checkbox"/> No <input checked="" type="checkbox"/> Yes
Support Structure: <input type="checkbox"/> Yes <input type="checkbox"/> No			Vigor:	<input type="checkbox"/> Excellent <input type="checkbox"/> Average <input checked="" type="checkbox"/> Fair <input type="checkbox"/> Poor
IMPACTS & MITIGATIONS			Twig/ Branch Dieback:	<input type="checkbox"/> None <input type="checkbox"/> Minor <input type="checkbox"/> Moderate <input checked="" type="checkbox"/> Extensive
In Impacted Area: <input type="checkbox"/> Yes <input type="checkbox"/> No n/a			Leaf Size:	<input type="checkbox"/> Normal <input checked="" type="checkbox"/> Small
Proposed Land Use: n/a			Heart Rot:	<input type="checkbox"/> No <input checked="" type="checkbox"/> Yes
Impacts: n/a			Insects:	<input type="checkbox"/> Minor <input type="checkbox"/> Moderate <input checked="" type="checkbox"/> Extensive <input type="checkbox"/> None
Mitigations: n/a			Exudations:	<input checked="" type="checkbox"/> No <input type="checkbox"/> Yes

Comments & Notes:

¹⁴⁸ Health: A = Outstanding; B = Above Average; C = Average; D = Below Average; F = Dead

¹⁴⁹ Decurrent = Lacking Strong Central Leader. Excurrent = Strong Central Leader.

¹⁵⁰ Aesthetic (compared to standard tree of same species) : A = nearly symmetrical, healthy tree – F = Dead

Trunk dbh must be 4" to be included – cumulative diameters. *Juglans nigra*; *Platanus racemosa*; *Umbellularia californica*; native *Quercus sp.* Except scrub oaks not protected.

TREE FIELD DATA WORKSHEET (City of L.A.)

LDC Project No. 10003-001

Survey Date: 4/5/11

Tree Number: 251

GENERAL CHARACTERISTICS				
Species: <input type="checkbox"/> <i>Q. agrifolia</i> <input type="checkbox"/> <i>Q. lobata</i>			Health Rating ¹⁵¹ : <input type="checkbox"/> A <input type="checkbox"/> B <input type="checkbox"/> C <input checked="" type="checkbox"/> D <input type="checkbox"/> F	
<input type="checkbox"/> <i>Ca. Sycamore</i> <input type="checkbox"/> <i>Ca. Bay</i> <input checked="" type="checkbox"/> <i>Ca. Black Walnut</i>			Form: <input type="checkbox"/> symmetric <input type="checkbox"/> minor asymmetry	
Trunk Count: 1 Height (ft.): 24			<input checked="" type="checkbox"/> major asymmetry <input type="checkbox"/> stump sprout	
Trunk DBH (in.): 12			<input type="checkbox"/> stag-head	
Percent Canopy Cover: 40%			Crown Class ¹⁵² : <input checked="" type="checkbox"/> Decurrent <input type="checkbox"/> Excurrent	
Existing Terrain: <input type="checkbox"/> Flat <input checked="" type="checkbox"/> Slope			Age Class: <input type="checkbox"/> immature <input type="checkbox"/> semi-mature	
Aesthetic Rating ¹⁵³ : <input type="checkbox"/> A <input type="checkbox"/> B <input type="checkbox"/> C <input checked="" type="checkbox"/> D <input type="checkbox"/> F			<input checked="" type="checkbox"/> mature <input type="checkbox"/> over-mature/senescent	
Overall Grade: <input type="checkbox"/> A <input type="checkbox"/> B <input type="checkbox"/> C <input checked="" type="checkbox"/> D <input type="checkbox"/> F			Heritage Tree: <input checked="" type="checkbox"/> No <input type="checkbox"/> Yes	
CANOPY CHARACTERISTICS			TREE HEALTH	
	Dripline Radius (Feet)	Canopy to Grade (Feet)	Wound Wood Development:	Excellent <input type="checkbox"/> Average <input type="checkbox"/> Poor <input checked="" type="checkbox"/> None <input type="checkbox"/>
N	19		Foliage Density:	<input type="checkbox"/> Normal <input checked="" type="checkbox"/> Sparse
NE			Weak crotches:	<input checked="" type="checkbox"/> No <input type="checkbox"/> Yes
E	12		Oak Pit Scale:	<input checked="" type="checkbox"/> No <input type="checkbox"/> Yes
SE			Mainstem dieback:	<input type="checkbox"/> No <input checked="" type="checkbox"/> Yes
S	0		Exposed Roots:	<input checked="" type="checkbox"/> No <input type="checkbox"/> Yes
SW			Epicormic growth:	<input type="checkbox"/> No <input checked="" type="checkbox"/> Yes
W	3		Shading Out:	<input type="checkbox"/> No <input checked="" type="checkbox"/> Yes
NW			Cavities: <input type="checkbox"/> None <input checked="" type="checkbox"/> Trunk <input type="checkbox"/> Branch	
CANOPY SPREAD (FEET): 19			Exfoliating Bark:	<input checked="" type="checkbox"/> No <input type="checkbox"/> Yes
PROPOSED ACTIONS			Water Pocket(s):	<input checked="" type="checkbox"/> No <input type="checkbox"/> Yes
Monitor for Progress:	<input type="checkbox"/> Yes <input type="checkbox"/> No		Mechanical Damage:	<input checked="" type="checkbox"/> Trunk <input type="checkbox"/> Branch <input type="checkbox"/> None
Treat Infestations:	<input type="checkbox"/> Yes <input type="checkbox"/> No		Canker/Galls:	<input type="checkbox"/> No <input checked="" type="checkbox"/> Yes
Remove Deadwood:	<input type="checkbox"/> Yes <input type="checkbox"/> No		Fungus:	<input type="checkbox"/> No <input checked="" type="checkbox"/> Yes
Support Structure:	<input type="checkbox"/> Yes <input type="checkbox"/> No		Vigor:	<input type="checkbox"/> Excellent <input type="checkbox"/> Average <input type="checkbox"/> Fair <input checked="" type="checkbox"/> Poor
IMPACTS & MITIGATIONS			Twig/ Branch Dieback:	<input type="checkbox"/> None <input type="checkbox"/> Minor <input type="checkbox"/> Moderate <input checked="" type="checkbox"/> Extensive
In Impacted Area:	<input type="checkbox"/> Yes <input type="checkbox"/> No n/a		Leaf Size:	<input type="checkbox"/> Normal <input checked="" type="checkbox"/> Small
Proposed Land Use:	n/a		Heart Rot:	<input type="checkbox"/> No <input checked="" type="checkbox"/> Yes
Impacts:	n/a		Insects:	<input type="checkbox"/> Minor <input type="checkbox"/> Moderate <input checked="" type="checkbox"/> Extensive <input type="checkbox"/> None
Mitigations:	n/a		Exudations:	<input type="checkbox"/> No <input checked="" type="checkbox"/> Yes

Comments & Notes: hollow trunk; black spots on leaves

¹⁵¹ Health: A = Outstanding; B = Above Average; C = Average; D = Below Average; F = Dead

¹⁵² Decurrent = Lacking Strong Central Leader. Excurrent = Strong Central Leader.

¹⁵³ Aesthetic (compared to standard tree of same species) : A = nearly symmetrical, healthy tree – F = Dead

Trunk dbh must be 4" to be included – cumulative diameters. *Juglans nigra*; *Platanus racemosa*; *Umbellularia californica*; native *Quercus sp.* Except scrub oaks not protected.

Survey Date: 4/5/11

Tree Number: 252

GENERAL CHARACTERISTICS				
Species: <input type="checkbox"/> <i>Q. agrifolia</i> <input type="checkbox"/> <i>Q. lobata</i>			Health Rating ¹⁵⁴ : <input type="checkbox"/> A <input type="checkbox"/> B <input checked="" type="checkbox"/> C- <input type="checkbox"/> D <input type="checkbox"/> F	
<input type="checkbox"/> <i>Ca. Sycamore</i> <input type="checkbox"/> <i>Ca. Bay</i> <input checked="" type="checkbox"/> <i>Ca. Black Walnut</i>			Form: <input type="checkbox"/> symmetric <input type="checkbox"/> minor asymmetry	
Trunk Count: 3 Height (ft.): 25			<input checked="" type="checkbox"/> major asymmetry <input type="checkbox"/> stump sprout	
Trunk DBH (in.): 14, 11, 12			<input type="checkbox"/> stag-head	
Percent Canopy Cover: 75%			Crown Class ¹⁵⁵ : <input checked="" type="checkbox"/> Decurrent <input type="checkbox"/> Excurrent	
Existing Terrain: <input type="checkbox"/> Flat <input checked="" type="checkbox"/> Slope			Age Class: <input type="checkbox"/> immature <input type="checkbox"/> semi-mature	
Aesthetic Rating ¹⁵⁶ : <input type="checkbox"/> A <input type="checkbox"/> B <input checked="" type="checkbox"/> C <input type="checkbox"/> D <input type="checkbox"/> F			<input type="checkbox"/> mature <input checked="" type="checkbox"/> over-mature/senescent	
Overall Grade: <input type="checkbox"/> A <input type="checkbox"/> B <input checked="" type="checkbox"/> C- <input type="checkbox"/> D <input type="checkbox"/> F			Heritage Tree: <input checked="" type="checkbox"/> No <input type="checkbox"/> Yes	
CANOPY CHARACTERISTICS			TREE HEALTH	
	Dripline Radius (Feet)	Canopy to Grade (Feet)	Wound Wood Development:	Excellent <input type="checkbox"/> Average <input checked="" type="checkbox"/> Poor <input type="checkbox"/> None <input type="checkbox"/>
N	34		Foliage Density:	<input checked="" type="checkbox"/> Normal <input type="checkbox"/> Sparse
NE	38		Weak crotches:	<input checked="" type="checkbox"/> No <input type="checkbox"/> Yes
E	0		Oak Pit Scale:	<input checked="" type="checkbox"/> No <input type="checkbox"/> Yes
SE			Mainstem dieback:	<input checked="" type="checkbox"/> No <input type="checkbox"/> Yes
S	0		Exposed Roots:	<input checked="" type="checkbox"/> No <input type="checkbox"/> Yes
SW			Epicormic growth:	<input type="checkbox"/> No <input checked="" type="checkbox"/> Yes
W	10		Shading Out:	<input type="checkbox"/> No <input checked="" type="checkbox"/> Yes
NW			Cavities: <input type="checkbox"/> None <input checked="" type="checkbox"/> Trunk <input checked="" type="checkbox"/> Branch	
CANOPY SPREAD (FEET): 38			Exfoliating Bark:	<input checked="" type="checkbox"/> No <input type="checkbox"/> Yes
PROPOSED ACTIONS			Water Pocket(s):	<input checked="" type="checkbox"/> No <input type="checkbox"/> Yes
Monitor for Progress: <input type="checkbox"/> Yes <input type="checkbox"/> No			Mechanical Damage:	<input checked="" type="checkbox"/> Trunk <input checked="" type="checkbox"/> Branch <input type="checkbox"/> None
Treat Infestations: <input type="checkbox"/> Yes <input type="checkbox"/> No			Canker/Galls:	<input type="checkbox"/> No <input checked="" type="checkbox"/> Yes
Remove Deadwood: <input type="checkbox"/> Yes <input type="checkbox"/> No			Fungus:	<input type="checkbox"/> No <input checked="" type="checkbox"/> Yes
Support Structure: <input type="checkbox"/> Yes <input type="checkbox"/> No			Vigor:	<input type="checkbox"/> Excellent <input type="checkbox"/> Average <input checked="" type="checkbox"/> Fair <input type="checkbox"/> Poor
IMPACTS & MITIGATIONS			Twig/ Branch Dieback:	<input type="checkbox"/> None <input checked="" type="checkbox"/> Minor <input type="checkbox"/> Moderate <input type="checkbox"/> Extensive
In Impacted Area: <input type="checkbox"/> Yes <input type="checkbox"/> No n/a			Leaf Size:	<input checked="" type="checkbox"/> Normal <input type="checkbox"/> Small
Proposed Land Use: n/a			Heart Rot:	<input type="checkbox"/> No <input checked="" type="checkbox"/> Yes
Impacts: n/a			Insects:	<input checked="" type="checkbox"/> Minor <input type="checkbox"/> Moderate <input type="checkbox"/> Extensive <input type="checkbox"/> None
Mitigations: n/a			Exudations:	<input checked="" type="checkbox"/> No <input type="checkbox"/> Yes

Comments & Notes: tagged on south side; leans north; 1 trunk cut off at 7 ft.; one trunk cut at 18 ft., 2 trunks fused together

¹⁵⁴ Health: A = Outstanding; B = Above Average; C = Average; D = Below Average; F = Dead

¹⁵⁵ Decurrent = Lacking Strong Central Leader. Excurrent = Strong Central Leader.

¹⁵⁶ Aesthetic (compared to standard tree of same species) : A = nearly symmetrical, healthy tree – F = Dead

Trunk dbh must be 4" to be included – cumulative diameters. *Juglans nigra*; *Platanus racemosa*; *Umbellularia californica*; native *Quercus sp.* Except scrub oaks not protected.

Survey Date: 4/5/11

Tree Number: 253

GENERAL CHARACTERISTICS				
Species: <input checked="" type="checkbox"/> <i>Q. agrifolia</i> <input type="checkbox"/> <i>Q. lobata</i>			Health Rating ¹⁵⁷ : <input type="checkbox"/> A <input type="checkbox"/> B <input checked="" type="checkbox"/> C <input type="checkbox"/> D <input type="checkbox"/> F	
<input type="checkbox"/> <i>Ca. Sycamore</i> <input type="checkbox"/> <i>Ca. Bay</i> <input type="checkbox"/> <i>Ca. Black Walnut</i>			Form: <input type="checkbox"/> symmetric <input type="checkbox"/> minor asymmetry	
Trunk Count: 1 Height (ft.): 18			<input checked="" type="checkbox"/> major asymmetry <input type="checkbox"/> stump sprout	
Trunk DBH (in.): 6			<input type="checkbox"/> stag-head	
Percent Canopy Cover: 85%			Crown Class ¹⁵⁸ : <input checked="" type="checkbox"/> Decurrent <input type="checkbox"/> Excurrent	
Existing Terrain: <input type="checkbox"/> Flat <input checked="" type="checkbox"/> Slope			Age Class: <input checked="" type="checkbox"/> immature <input type="checkbox"/> semi-mature	
Aesthetic Rating ¹⁵⁹ : <input type="checkbox"/> A <input type="checkbox"/> B <input checked="" type="checkbox"/> C- <input type="checkbox"/> D <input type="checkbox"/> F			<input type="checkbox"/> mature <input type="checkbox"/> over-mature/senescent	
Overall Grade: <input type="checkbox"/> A <input type="checkbox"/> B <input checked="" type="checkbox"/> C- <input type="checkbox"/> D <input type="checkbox"/> F			Heritage Tree: <input checked="" type="checkbox"/> No <input type="checkbox"/> Yes	
CANOPY CHARACTERISTICS			TREE HEALTH	
	Dripline Radius (Feet)	Canopy to Grade (Feet)	Wound Wood Development:	Excellent <input type="checkbox"/> Average <input checked="" type="checkbox"/> Poor <input type="checkbox"/> None <input type="checkbox"/>
N	16		Foliage Density:	<input checked="" type="checkbox"/> Normal <input type="checkbox"/> Sparse
NE			Weak crotches:	<input checked="" type="checkbox"/> No <input type="checkbox"/> Yes
E	12		Oak Pit Scale:	<input checked="" type="checkbox"/> No <input type="checkbox"/> Yes
SE			Mainstem dieback:	<input checked="" type="checkbox"/> No <input type="checkbox"/> Yes
S	2		Exposed Roots:	<input checked="" type="checkbox"/> No <input type="checkbox"/> Yes
SW			Epicormic growth:	<input type="checkbox"/> No <input checked="" type="checkbox"/> Yes
W	0		Shading Out:	<input type="checkbox"/> No <input checked="" type="checkbox"/> Yes
NW			Cavities: <input checked="" type="checkbox"/> None	<input type="checkbox"/> Trunk <input type="checkbox"/> Branch
			Exfoliating Bark:	<input checked="" type="checkbox"/> No <input type="checkbox"/> Yes
CANOPY SPREAD (FEET): 18			Water Pocket(s):	<input checked="" type="checkbox"/> No <input type="checkbox"/> Yes
PROPOSED ACTIONS			Mechanical Damage:	<input checked="" type="checkbox"/> Trunk <input checked="" type="checkbox"/> Branch <input type="checkbox"/> None
Monitor for Progress:	<input type="checkbox"/> Yes <input type="checkbox"/> No		Canker/Galls:	<input type="checkbox"/> No <input checked="" type="checkbox"/> Yes
Treat Infestations:	<input type="checkbox"/> Yes <input type="checkbox"/> No		Fungus:	<input type="checkbox"/> No <input checked="" type="checkbox"/> Yes
Remove Deadwood:	<input type="checkbox"/> Yes <input type="checkbox"/> No		Vigor:	<input type="checkbox"/> Excellent <input checked="" type="checkbox"/> Average
Support Structure:	<input type="checkbox"/> Yes <input type="checkbox"/> No			<input type="checkbox"/> Fair <input type="checkbox"/> Poor
IMPACTS & MITIGATIONS			Twig/ Branch Dieback:	<input type="checkbox"/> None <input checked="" type="checkbox"/> Minor <input type="checkbox"/> Moderate <input type="checkbox"/> Extensive
In Impacted Area:	<input type="checkbox"/> Yes <input type="checkbox"/> No n/a		Leaf Size:	<input checked="" type="checkbox"/> Normal <input type="checkbox"/> Small
Proposed Land Use:	n/a		Heart Rot:	<input checked="" type="checkbox"/> No <input type="checkbox"/> Yes
Impacts:	n/a		Insects:	<input checked="" type="checkbox"/> Minor <input type="checkbox"/> Moderate <input type="checkbox"/> Extensive <input type="checkbox"/> None
Mitigations:	n/a		Exudations:	<input checked="" type="checkbox"/> No <input type="checkbox"/> Yes

Comments & Notes: white scaly patches

¹⁵⁷ Health: A = Outstanding; B = Above Average; C = Average; D = Below Average; F = Dead

¹⁵⁸ Decurrent = Lacking Strong Central Leader. Excurrent = Strong Central Leader.

¹⁵⁹ Aesthetic (compared to standard tree of same species) : A = nearly symmetrical, healthy tree – F = Dead

Trunk dbh must be 4" to be included – cumulative diameters. *Juglans nigra*; *Platanus racemosa*; *Umbellularia californica*; native *Quercus sp.* Except scrub oaks not protected.

Survey Date: 4/13/11

Tree Number: 254

GENERAL CHARACTERISTICS				
Species: <input checked="" type="checkbox"/> <i>Q. agrifolia</i> <input type="checkbox"/> <i>Q. lobata</i>			Health Rating ¹⁶⁰ : <input type="checkbox"/> A <input type="checkbox"/> B <input checked="" type="checkbox"/> C- <input type="checkbox"/> D <input type="checkbox"/> F	
<input type="checkbox"/> <i>Ca. Sycamore</i> <input type="checkbox"/> <i>Ca. Bay</i> <input type="checkbox"/> <i>Ca. Black Walnut</i>			Form: <input type="checkbox"/> symmetric <input type="checkbox"/> minor asymmetry	
Trunk Count: 1 Height (ft.): 15			<input checked="" type="checkbox"/> major asymmetry <input type="checkbox"/> stump sprout	
Trunk DBH (in.): 4			<input type="checkbox"/> stag-head	
Percent Canopy Cover: 65%			Crown Class ¹⁶¹ : <input checked="" type="checkbox"/> Decurrent <input type="checkbox"/> Excurrent	
Existing Terrain: <input type="checkbox"/> Flat <input checked="" type="checkbox"/> Slope			Age Class: <input checked="" type="checkbox"/> immature <input type="checkbox"/> semi-mature	
Aesthetic Rating ¹⁶² : <input type="checkbox"/> A <input type="checkbox"/> B <input checked="" type="checkbox"/> C <input type="checkbox"/> D <input type="checkbox"/> F			<input type="checkbox"/> mature <input type="checkbox"/> over-mature/senescent	
Overall Grade: <input type="checkbox"/> A <input type="checkbox"/> B <input checked="" type="checkbox"/> C- <input type="checkbox"/> D <input type="checkbox"/> F			Heritage Tree: <input checked="" type="checkbox"/> No <input type="checkbox"/> Yes	
CANOPY CHARACTERISTICS			TREE HEALTH	
	Dripline Radius (Feet)	Canopy to Grade (Feet)	Wound Wood Development:	Excellent <input type="checkbox"/> Average <input checked="" type="checkbox"/> Poor <input type="checkbox"/> None <input type="checkbox"/>
N	13		Foliage Density:	<input checked="" type="checkbox"/> Normal <input type="checkbox"/> Sparse
NE			Weak crotches:	<input checked="" type="checkbox"/> No <input type="checkbox"/> Yes
E	8		Oak Pit Scale:	<input checked="" type="checkbox"/> No <input type="checkbox"/> Yes
SE			Mainstem dieback:	<input checked="" type="checkbox"/> No <input type="checkbox"/> Yes
S	0		Exposed Roots:	<input checked="" type="checkbox"/> No <input type="checkbox"/> Yes
SW			Epicormic growth:	<input checked="" type="checkbox"/> No <input type="checkbox"/> Yes
W	0		Shading Out:	<input type="checkbox"/> No <input checked="" type="checkbox"/> Yes
NW			Cavities: <input type="checkbox"/> None <input checked="" type="checkbox"/> Trunk <input type="checkbox"/> Branch	
CANOPY SPREAD (FEET): 13			Exfoliating Bark:	<input checked="" type="checkbox"/> No <input type="checkbox"/> Yes
PROPOSED ACTIONS			Water Pocket(s):	<input checked="" type="checkbox"/> No <input type="checkbox"/> Yes
Monitor for Progress: <input type="checkbox"/> Yes <input type="checkbox"/> No			Mechanical Damage:	<input checked="" type="checkbox"/> Trunk <input checked="" type="checkbox"/> Branch <input type="checkbox"/> None
Treat Infestations: <input type="checkbox"/> Yes <input type="checkbox"/> No			Canker/Galls:	<input checked="" type="checkbox"/> No <input type="checkbox"/> Yes
Remove Deadwood: <input type="checkbox"/> Yes <input type="checkbox"/> No			Fungus:	<input checked="" type="checkbox"/> No <input type="checkbox"/> Yes
Support Structure: <input type="checkbox"/> Yes <input type="checkbox"/> No			Vigor:	<input type="checkbox"/> Excellent <input checked="" type="checkbox"/> Average <input type="checkbox"/> Fair <input type="checkbox"/> Poor
IMPACTS & MITIGATIONS			Twig/ Branch Dieback:	<input type="checkbox"/> None <input type="checkbox"/> Minor <input checked="" type="checkbox"/> Moderate <input type="checkbox"/> Extensive
In Impacted Area: <input type="checkbox"/> Yes <input type="checkbox"/> No n/a			Leaf Size:	<input checked="" type="checkbox"/> Normal <input type="checkbox"/> Small
Proposed Land Use: n/a			Heart Rot:	<input type="checkbox"/> No <input checked="" type="checkbox"/> Yes
Impacts: n/a			Insects:	<input type="checkbox"/> Minor <input checked="" type="checkbox"/> Moderate <input type="checkbox"/> Extensive <input type="checkbox"/> None
Mitigations: n/a			Exudations:	<input checked="" type="checkbox"/> No <input type="checkbox"/> Yes

Comments & Notes: Leaning north; brown spots on leaves – some wilting

¹⁶⁰ Health: A = Outstanding; B = Above Average; C = Average; D = Below Average; F = Dead

¹⁶¹ Decurrent = Lacking Strong Central Leader. Excurrent = Strong Central Leader.

¹⁶² Aesthetic (compared to standard tree of same species) : A = nearly symmetrical, healthy tree – F = Dead

Trunk dbh must be 4" to be included – cumulative diameters. *Juglans nigra*; *Platanus racemosa*; *Umbellularia californica*; native *Quercus sp.* Except scrub oaks not protected.

TREE FIELD DATA WORKSHEET (City of L.A.)

LDC Project No. 10003-001

Survey Date: 4/13/11

Tree Number: 255

GENERAL CHARACTERISTICS					
Species: <input type="checkbox"/> <i>Q. agrifolia</i> <input type="checkbox"/> <i>Q. lobata</i>			Health Rating ¹⁶³ : <input type="checkbox"/> A <input type="checkbox"/> B <input type="checkbox"/> C <input checked="" type="checkbox"/> D <input type="checkbox"/> F		
<input type="checkbox"/> <i>Ca. Sycamore</i> <input type="checkbox"/> <i>Ca. Bay</i> <input checked="" type="checkbox"/> <i>Ca. Black Walnut</i>			Form: <input type="checkbox"/> symmetric <input checked="" type="checkbox"/> minor asymmetry		
Trunk Count: 3 Height (ft.): 45			<input type="checkbox"/> major asymmetry <input type="checkbox"/> stump sprout		
Trunk DBH (in.): 13, 14, 20			<input type="checkbox"/> stag-head		
Percent Canopy Cover: 70%			Crown Class ¹⁶⁴ : <input checked="" type="checkbox"/> Decurrent <input type="checkbox"/> Excurrent		
Existing Terrain: <input type="checkbox"/> Flat <input checked="" type="checkbox"/> Slope			Age Class: <input type="checkbox"/> immature <input type="checkbox"/> semi-mature		
Aesthetic Rating ¹⁶⁵ : <input type="checkbox"/> A <input type="checkbox"/> B <input type="checkbox"/> C <input checked="" type="checkbox"/> D <input type="checkbox"/> F			<input checked="" type="checkbox"/> mature <input type="checkbox"/> over-mature/senescent		
Overall Grade: <input type="checkbox"/> A <input type="checkbox"/> B <input type="checkbox"/> C <input checked="" type="checkbox"/> D <input type="checkbox"/> F			Heritage Tree: <input checked="" type="checkbox"/> No <input type="checkbox"/> Yes		
CANOPY CHARACTERISTICS			TREE HEALTH		
	Dripline Radius (Feet)	Canopy to Grade (Feet)	Wound Wood Development:	Excellent <input type="checkbox"/> Average <input type="checkbox"/> Poor <input checked="" type="checkbox"/> None <input type="checkbox"/>	
N	16		Foliage Density:	<input checked="" type="checkbox"/> Normal <input type="checkbox"/> Sparse	
NE			Weak crotches:	<input checked="" type="checkbox"/> No <input type="checkbox"/> Yes	
E	32		Oak Pit Scale:	<input checked="" type="checkbox"/> No <input type="checkbox"/> Yes	
SE			Mainstem dieback:	<input type="checkbox"/> No <input checked="" type="checkbox"/> Yes	
S	23		Exposed Roots:	<input checked="" type="checkbox"/> No <input type="checkbox"/> Yes	
SW			Epicormic growth:	<input type="checkbox"/> No <input checked="" type="checkbox"/> Yes	
W	16		Shading Out:	<input checked="" type="checkbox"/> No <input type="checkbox"/> Yes	
NW			Cavities: <input type="checkbox"/> None	<input checked="" type="checkbox"/> Trunk <input checked="" type="checkbox"/> Branch	
CANOPY SPREAD (FEET): 48			Exfoliating Bark:	<input checked="" type="checkbox"/> No <input type="checkbox"/> Yes	
PROPOSED ACTIONS			Water Pocket(s):	<input checked="" type="checkbox"/> No <input type="checkbox"/> Yes	
Monitor for Progress:	<input type="checkbox"/> Yes <input type="checkbox"/> No		Mechanical Damage:	<input checked="" type="checkbox"/> Trunk <input checked="" type="checkbox"/> Branch <input type="checkbox"/> None	
Treat Infestations:	<input type="checkbox"/> Yes <input type="checkbox"/> No		Canker/Galls:	<input type="checkbox"/> No <input checked="" type="checkbox"/> Yes	
Remove Deadwood:	<input type="checkbox"/> Yes <input type="checkbox"/> No		Fungus:	<input checked="" type="checkbox"/> No <input type="checkbox"/> Yes	
Support Structure:	<input type="checkbox"/> Yes <input type="checkbox"/> No		Vigor:	<input type="checkbox"/> Excellent <input type="checkbox"/> Average <input checked="" type="checkbox"/> Fair <input type="checkbox"/> Poor	
IMPACTS & MITIGATIONS			Twig/ Branch Dieback:	<input type="checkbox"/> None <input type="checkbox"/> Minor <input checked="" type="checkbox"/> Moderate <input type="checkbox"/> Extensive	
In Impacted Area:	<input type="checkbox"/> Yes <input type="checkbox"/> No n/a		Leaf Size:	<input checked="" type="checkbox"/> Normal <input type="checkbox"/> Small	
Proposed Land Use:	n/a		Heart Rot:	<input type="checkbox"/> No <input checked="" type="checkbox"/> Yes	
Impacts:	n/a		Insects:	<input type="checkbox"/> Minor <input checked="" type="checkbox"/> Moderate <input type="checkbox"/> Extensive <input type="checkbox"/> None	
Mitigations:	n/a		Exudations:	<input checked="" type="checkbox"/> No <input type="checkbox"/> Yes	

Comments & Notes: low branching (for 20" trunk); large scaffold branches cut; basal cavity; brown spots on leaves

¹⁶³ Health: A = Outstanding; B = Above Average; C = Average; D = Below Average; F = Dead

¹⁶⁴ Decurrent = Lacking Strong Central Leader. Excurrent = Strong Central Leader.

¹⁶⁵ Aesthetic (compared to standard tree of same species) : A = nearly symmetrical, healthy tree – F = Dead

Trunk dbh must be 4" to be included – cumulative diameters. *Juglans nigra*; *Platanus racemosa*; *Umbellularia californica*; native *Quercus sp.* Except scrub oaks not protected.

Survey Date: 4/13/11

Tree Number: 256

GENERAL CHARACTERISTICS				
Species: <input type="checkbox"/> <i>Q. agrifolia</i> <input type="checkbox"/> <i>Q. lobata</i>			Health Rating ¹⁶⁶ : <input type="checkbox"/> A <input type="checkbox"/> B <input type="checkbox"/> C <input checked="" type="checkbox"/> D <input type="checkbox"/> F	
<input type="checkbox"/> <i>Ca. Sycamore</i> <input type="checkbox"/> <i>Ca. Bay</i> <input checked="" type="checkbox"/> <i>Ca. Black Walnut</i>			Form: <input type="checkbox"/> symmetric <input type="checkbox"/> minor asymmetry	
Trunk Count: 2 Height (ft.): 25			<input checked="" type="checkbox"/> major asymmetry <input type="checkbox"/> stump sprout	
Trunk DBH (in.): 11, 13			<input type="checkbox"/> stag-head	
Percent Canopy Cover: 35%			Crown Class ¹⁶⁷ : <input checked="" type="checkbox"/> Decurrent <input type="checkbox"/> Excurrent	
Existing Terrain: <input type="checkbox"/> Flat <input checked="" type="checkbox"/> Slope			Age Class: <input type="checkbox"/> immature <input type="checkbox"/> semi-mature	
Aesthetic Rating ¹⁶⁸ : <input type="checkbox"/> A <input type="checkbox"/> B <input type="checkbox"/> C <input checked="" type="checkbox"/> D <input type="checkbox"/> F			<input checked="" type="checkbox"/> mature <input type="checkbox"/> over-mature/senescent	
Overall Grade: <input type="checkbox"/> A <input type="checkbox"/> B <input type="checkbox"/> C <input checked="" type="checkbox"/> D <input type="checkbox"/> F			Heritage Tree: <input checked="" type="checkbox"/> No <input type="checkbox"/> Yes	
CANOPY CHARACTERISTICS			TREE HEALTH	
	Dripline Radius (Feet)	Canopy to Grade (Feet)	Wound Wood Development:	Excellent <input type="checkbox"/> Average <input type="checkbox"/> Poor <input checked="" type="checkbox"/> None <input type="checkbox"/>
N	0		Foliage Density:	<input type="checkbox"/> Normal <input checked="" type="checkbox"/> Sparse
NE			Weak crotches:	<input checked="" type="checkbox"/> No <input type="checkbox"/> Yes
E	17		Oak Pit Scale:	<input checked="" type="checkbox"/> No <input type="checkbox"/> Yes
SE			Mainstem dieback:	<input type="checkbox"/> No <input checked="" type="checkbox"/> Yes
S	22		Exposed Roots:	<input checked="" type="checkbox"/> No <input type="checkbox"/> Yes
SW			Epicormic growth:	<input type="checkbox"/> No <input checked="" type="checkbox"/> Yes
W	0		Shading Out:	<input type="checkbox"/> No <input checked="" type="checkbox"/> Yes
NW			Cavities: <input type="checkbox"/> None <input checked="" type="checkbox"/> Trunk <input checked="" type="checkbox"/> Branch	
CANOPY SPREAD (FEET): 22			Exfoliating Bark:	<input checked="" type="checkbox"/> No <input type="checkbox"/> Yes
PROPOSED ACTIONS			Water Pocket(s):	<input type="checkbox"/> No <input checked="" type="checkbox"/> Yes
Monitor for Progress: <input type="checkbox"/> Yes <input type="checkbox"/> No			Mechanical Damage:	<input checked="" type="checkbox"/> Trunk <input checked="" type="checkbox"/> Branch <input type="checkbox"/> None
Treat Infestations: <input type="checkbox"/> Yes <input type="checkbox"/> No			Canker/Galls:	<input type="checkbox"/> No <input checked="" type="checkbox"/> Yes
Remove Deadwood: <input type="checkbox"/> Yes <input type="checkbox"/> No			Fungus:	<input checked="" type="checkbox"/> No <input type="checkbox"/> Yes
Support Structure: <input type="checkbox"/> Yes <input type="checkbox"/> No			Vigor:	<input type="checkbox"/> Excellent <input type="checkbox"/> Average <input type="checkbox"/> Fair <input checked="" type="checkbox"/> Poor
IMPACTS & MITIGATIONS			Twig/ Branch Dieback:	<input type="checkbox"/> None <input type="checkbox"/> Minor <input type="checkbox"/> Moderate <input checked="" type="checkbox"/> Extensive
In Impacted Area: <input type="checkbox"/> Yes <input type="checkbox"/> No n/a			Leaf Size:	<input checked="" type="checkbox"/> Normal <input type="checkbox"/> Small
Proposed Land Use: n/a			Heart Rot:	<input type="checkbox"/> No <input checked="" type="checkbox"/> Yes
Impacts: n/a			Insects:	<input type="checkbox"/> Minor <input type="checkbox"/> Moderate <input checked="" type="checkbox"/> Extensive <input type="checkbox"/> None
Mitigations: n/a			Exudations:	<input checked="" type="checkbox"/> No <input type="checkbox"/> Yes

Comments & Notes: large cut trunk with 13" trunk emerging at 4'; sprouts from base

¹⁶⁶ Health: A = Outstanding; B = Above Average; C = Average; D = Below Average; F = Dead

¹⁶⁷ Decurrent = Lacking Strong Central Leader. Excurrent = Strong Central Leader.

¹⁶⁸ Aesthetic (compared to standard tree of same species) : A = nearly symmetrical, healthy tree – F = Dead

Trunk dbh must be 4" to be included – cumulative diameters. *Juglans nigra*; *Platanus racemosa*; *Umbellularia californica*; native *Quercus sp.* Except scrub oaks not protected.

TREE FIELD DATA WORKSHEET (City of L.A.)

LDC Project No. 10003-001

Survey Date: 4/13/11

Tree Number: 257

GENERAL CHARACTERISTICS				
Species: <input type="checkbox"/> <i>Q. agrifolia</i> <input type="checkbox"/> <i>Q. lobata</i>			Health Rating ¹⁶⁹ : <input type="checkbox"/> A <input type="checkbox"/> B <input type="checkbox"/> C <input checked="" type="checkbox"/> D <input type="checkbox"/> F	
<input type="checkbox"/> <i>Ca. Sycamore</i> <input type="checkbox"/> <i>Ca. Bay</i> <input checked="" type="checkbox"/> <i>Ca. Black Walnut</i>			Form: <input type="checkbox"/> symmetric <input type="checkbox"/> minor asymmetry	
Trunk Count: 1 Height (ft.): 20			<input checked="" type="checkbox"/> major asymmetry <input type="checkbox"/> stump sprout	
Trunk DBH (in.): 6			<input type="checkbox"/> stag-head	
Percent Canopy Cover: 30%			Crown Class ¹⁷⁰ : <input checked="" type="checkbox"/> Decurrent <input type="checkbox"/> Excurrent	
Existing Terrain: <input type="checkbox"/> Flat <input checked="" type="checkbox"/> Slope			Age Class: <input type="checkbox"/> immature <input checked="" type="checkbox"/> semi-mature	
Aesthetic Rating ¹⁷¹ : <input type="checkbox"/> A <input type="checkbox"/> B <input type="checkbox"/> C <input checked="" type="checkbox"/> D <input type="checkbox"/> F			<input type="checkbox"/> mature <input type="checkbox"/> over-mature/senescent	
Overall Grade: <input type="checkbox"/> A <input type="checkbox"/> B <input type="checkbox"/> C <input checked="" type="checkbox"/> D <input type="checkbox"/> F			Heritage Tree: <input checked="" type="checkbox"/> No <input type="checkbox"/> Yes	
CANOPY CHARACTERISTICS			TREE HEALTH	
	Dripline Radius (Feet)	Canopy to Grade (Feet)	Wound Wood Development:	Excellent <input type="checkbox"/> Average <input checked="" type="checkbox"/> Poor <input type="checkbox"/> None <input type="checkbox"/>
N	0		Foliage Density:	<input type="checkbox"/> Normal <input checked="" type="checkbox"/> Sparse
NE			Weak crotches:	<input checked="" type="checkbox"/> No <input type="checkbox"/> Yes
E	5		Oak Pit Scale:	<input checked="" type="checkbox"/> No <input type="checkbox"/> Yes
SE			Mainstem dieback:	<input type="checkbox"/> No <input checked="" type="checkbox"/> Yes
S	18		Exposed Roots:	<input checked="" type="checkbox"/> No <input type="checkbox"/> Yes
SW			Epicormic growth:	<input type="checkbox"/> No <input checked="" type="checkbox"/> Yes
W	7		Shading Out:	<input type="checkbox"/> No <input checked="" type="checkbox"/> Yes
NW			Cavities: <input type="checkbox"/> None <input checked="" type="checkbox"/> Trunk <input type="checkbox"/> Branch	
CANOPY SPREAD (FEET): 18			Exfoliating Bark:	<input checked="" type="checkbox"/> No <input type="checkbox"/> Yes
PROPOSED ACTIONS			Water Pocket(s):	<input checked="" type="checkbox"/> No <input type="checkbox"/> Yes
Monitor for Progress: <input type="checkbox"/> Yes <input type="checkbox"/> No			Mechanical Damage:	<input type="checkbox"/> Trunk <input type="checkbox"/> Branch <input checked="" type="checkbox"/> None
Treat Infestations: <input type="checkbox"/> Yes <input type="checkbox"/> No			Canker/Galls:	<input type="checkbox"/> No <input checked="" type="checkbox"/> Yes
Remove Deadwood: <input type="checkbox"/> Yes <input type="checkbox"/> No			Fungus:	<input checked="" type="checkbox"/> No <input type="checkbox"/> Yes
Support Structure: <input type="checkbox"/> Yes <input type="checkbox"/> No			Vigor:	<input type="checkbox"/> Excellent <input type="checkbox"/> Average <input checked="" type="checkbox"/> Fair <input type="checkbox"/> Poor
IMPACTS & MITIGATIONS			Twig/ Branch Dieback:	<input type="checkbox"/> None <input type="checkbox"/> Minor <input type="checkbox"/> Moderate <input checked="" type="checkbox"/> Extensive
In Impacted Area: <input type="checkbox"/> Yes <input type="checkbox"/> No n/a			Leaf Size:	<input checked="" type="checkbox"/> Normal <input type="checkbox"/> Small
Proposed Land Use: n/a			Heart Rot:	<input type="checkbox"/> No <input checked="" type="checkbox"/> Yes
Impacts: n/a			Insects:	<input type="checkbox"/> Minor <input checked="" type="checkbox"/> Moderate <input type="checkbox"/> Extensive <input type="checkbox"/> None
Mitigations: n/a			Exudations:	<input checked="" type="checkbox"/> No <input type="checkbox"/> Yes

Comments & Notes: broken branches; basal cavity where trunk broke

¹⁶⁹ Health: A = Outstanding; B = Above Average; C = Average; D = Below Average; F = Dead

¹⁷⁰ Decurrent = Lacking Strong Central Leader. Excurrent = Strong Central Leader.

¹⁷¹ Aesthetic (compared to standard tree of same species) : A = nearly symmetrical, healthy tree – F = Dead

Trunk dbh must be 4" to be included – cumulative diameters. *Juglans nigra*; *Platanus racemosa*; *Umbellularia californica*; native *Quercus sp.* Except scrub oaks not protected.

TREE FIELD DATA WORKSHEET (City of L.A.)

LDC Project No. 10003-001

Survey Date: 4/13/11

Tree Number: 258

GENERAL CHARACTERISTICS				
Species: <input checked="" type="checkbox"/> <i>Q. agrifolia</i> <input type="checkbox"/> <i>Q. lobata</i>			Health Rating ¹⁷² : <input type="checkbox"/> A <input checked="" type="checkbox"/> B <input type="checkbox"/> C <input type="checkbox"/> D <input type="checkbox"/> F	
<input type="checkbox"/> <i>Ca. Sycamore</i> <input type="checkbox"/> <i>Ca. Bay</i> <input type="checkbox"/> <i>Ca. Black Walnut</i>			Form: <input type="checkbox"/> symmetric <input type="checkbox"/> minor asymmetry	
Trunk Count: 4 Height (ft.): 42			<input checked="" type="checkbox"/> major asymmetry <input type="checkbox"/> stump sprout	
Trunk DBH (in.): 7, 4.5, 7, 15			<input type="checkbox"/> stag-head	
Percent Canopy Cover: 90%			Crown Class ¹⁷³ : <input checked="" type="checkbox"/> Decurrent <input type="checkbox"/> Excurrent	
Existing Terrain: <input checked="" type="checkbox"/> Flat <input type="checkbox"/> Slope			Age Class: <input type="checkbox"/> immature <input type="checkbox"/> semi-mature	
Aesthetic Rating ¹⁷⁴ : <input type="checkbox"/> A <input checked="" type="checkbox"/> B <input type="checkbox"/> C <input type="checkbox"/> D <input type="checkbox"/> F			<input checked="" type="checkbox"/> mature <input type="checkbox"/> over-mature/senescent	
Overall Grade: <input type="checkbox"/> A <input checked="" type="checkbox"/> B <input type="checkbox"/> C <input type="checkbox"/> D <input type="checkbox"/> F			Heritage Tree: <input checked="" type="checkbox"/> No <input type="checkbox"/> Yes	
CANOPY CHARACTERISTICS			TREE HEALTH	
	Dripline Radius (Feet)	Canopy to Grade (Feet)	Wound Wood Development:	Excellent <input type="checkbox"/> Average <input checked="" type="checkbox"/> Poor <input type="checkbox"/> None <input type="checkbox"/>
N	7		Foliage Density:	<input checked="" type="checkbox"/> Normal <input type="checkbox"/> Sparse
NE			Weak crotches:	<input checked="" type="checkbox"/> No <input type="checkbox"/> Yes
E	19		Oak Pit Scale:	<input checked="" type="checkbox"/> No <input type="checkbox"/> Yes
SE			Mainstem dieback:	<input checked="" type="checkbox"/> No <input type="checkbox"/> Yes
S	31		Exposed Roots:	<input checked="" type="checkbox"/> No <input type="checkbox"/> Yes
SW			Epicormic growth:	<input checked="" type="checkbox"/> No <input type="checkbox"/> Yes
W	8		Shading Out:	<input checked="" type="checkbox"/> No <input type="checkbox"/> Yes
NW			Cavities: <input checked="" type="checkbox"/> None <input type="checkbox"/> Trunk <input type="checkbox"/> Branch	
CANOPY SPREAD (FEET): 38			Exfoliating Bark:	<input checked="" type="checkbox"/> No <input type="checkbox"/> Yes
PROPOSED ACTIONS			Water Pocket(s):	<input type="checkbox"/> No <input checked="" type="checkbox"/> Yes
Monitor for Progress:	<input type="checkbox"/> Yes <input type="checkbox"/> No		Mechanical Damage:	<input checked="" type="checkbox"/> Trunk <input checked="" type="checkbox"/> Branch <input type="checkbox"/> None
Treat Infestations:	<input type="checkbox"/> Yes <input type="checkbox"/> No		Canker/Galls:	<input checked="" type="checkbox"/> No <input type="checkbox"/> Yes
Remove Deadwood:	<input type="checkbox"/> Yes <input type="checkbox"/> No		Fungus:	<input checked="" type="checkbox"/> No <input type="checkbox"/> Yes
Support Structure:	<input type="checkbox"/> Yes <input type="checkbox"/> No		Vigor:	<input type="checkbox"/> Excellent <input checked="" type="checkbox"/> Average <input type="checkbox"/> Fair <input type="checkbox"/> Poor
IMPACTS & MITIGATIONS			Twig/ Branch Dieback:	<input type="checkbox"/> None <input checked="" type="checkbox"/> Minor <input type="checkbox"/> Moderate <input type="checkbox"/> Extensive
In Impacted Area:	<input type="checkbox"/> Yes <input type="checkbox"/> No n/a		Leaf Size:	<input checked="" type="checkbox"/> Normal <input type="checkbox"/> Small
Proposed Land Use:	n/a		Heart Rot:	<input checked="" type="checkbox"/> No <input type="checkbox"/> Yes
Impacts:	n/a		Insects:	<input checked="" type="checkbox"/> Minor <input type="checkbox"/> Moderate <input type="checkbox"/> Extensive <input type="checkbox"/> None
Mitigations:	n/a		Exudations:	<input checked="" type="checkbox"/> No <input type="checkbox"/> Yes

Comments & Notes:

¹⁷² Health: A = Outstanding; B = Above Average; C = Average; D = Below Average; F = Dead

¹⁷³ Decurrent = Lacking Strong Central Leader. Excurrent = Strong Central Leader.

¹⁷⁴ Aesthetic (compared to standard tree of same species) : A = nearly symmetrical, healthy tree – F = Dead

Trunk dbh must be 4" to be included – cumulative diameters. *Juglans nigra*; *Platanus racemosa*; *Umbellularia californica*; native *Quercus sp.* Except scrub oaks not protected.

TREE FIELD DATA WORKSHEET (City of L.A.)

LDC Project No. 10003-001

Survey Date: 4/13/11

Tree Number: 259

GENERAL CHARACTERISTICS				
Species: <input checked="" type="checkbox"/> <i>Q. agrifolia</i> <input type="checkbox"/> <i>Q. lobata</i>			Health Rating ¹⁷⁵ : <input type="checkbox"/> A <input checked="" type="checkbox"/> B <input type="checkbox"/> C <input type="checkbox"/> D <input type="checkbox"/> F	
<input type="checkbox"/> <i>Ca. Sycamore</i> <input type="checkbox"/> <i>Ca. Bay</i> <input type="checkbox"/> <i>Ca. Black Walnut</i>			Form: <input type="checkbox"/> symmetric <input type="checkbox"/> minor asymmetry	
Trunk Count: 2 Height (ft.): 22			<input checked="" type="checkbox"/> major asymmetry <input type="checkbox"/> stump sprout	
Trunk DBH (in.): 4, 8.5			<input type="checkbox"/> stag-head	
Percent Canopy Cover: 80%			Crown Class ¹⁷⁶ : <input checked="" type="checkbox"/> Decurrent <input type="checkbox"/> Excurrent	
Existing Terrain: <input type="checkbox"/> Flat <input checked="" type="checkbox"/> Slope			Age Class: <input type="checkbox"/> immature <input checked="" type="checkbox"/> semi-mature	
Aesthetic Rating ¹⁷⁷ : <input type="checkbox"/> A <input type="checkbox"/> B <input checked="" type="checkbox"/> C <input type="checkbox"/> D <input type="checkbox"/> F			<input type="checkbox"/> mature <input type="checkbox"/> over-mature/senescent	
Overall Grade: <input type="checkbox"/> A <input checked="" type="checkbox"/> B- <input type="checkbox"/> C <input type="checkbox"/> D <input type="checkbox"/> F			Heritage Tree: <input checked="" type="checkbox"/> No <input type="checkbox"/> Yes	
CANOPY CHARACTERISTICS			TREE HEALTH	
	Dripline Radius (Feet)	Canopy to Grade (Feet)	Wound Wood Development:	Excellent <input type="checkbox"/> Average <input checked="" type="checkbox"/> Poor <input type="checkbox"/> None <input type="checkbox"/>
N	0		Foliage Density:	<input checked="" type="checkbox"/> Normal <input type="checkbox"/> Sparse
NE			Weak crotches:	<input checked="" type="checkbox"/> No <input type="checkbox"/> Yes
E	7		Oak Pit Scale:	<input checked="" type="checkbox"/> No <input type="checkbox"/> Yes
SE			Mainstem dieback:	<input checked="" type="checkbox"/> No <input type="checkbox"/> Yes
S	28		Exposed Roots:	<input checked="" type="checkbox"/> No <input type="checkbox"/> Yes
SW			Epicormic growth:	<input checked="" type="checkbox"/> No <input type="checkbox"/> Yes
W	0		Shading Out:	<input type="checkbox"/> No <input checked="" type="checkbox"/> Yes
NW			Cavities: <input checked="" type="checkbox"/> None <input type="checkbox"/> Trunk <input type="checkbox"/> Branch	
CANOPY SPREAD (FEET): 28			Exfoliating Bark:	<input checked="" type="checkbox"/> No <input type="checkbox"/> Yes
PROPOSED ACTIONS			Water Pocket(s):	<input checked="" type="checkbox"/> No <input type="checkbox"/> Yes
Monitor for Progress: <input type="checkbox"/> Yes <input type="checkbox"/> No			Mechanical Damage:	<input type="checkbox"/> Trunk <input checked="" type="checkbox"/> Branch <input type="checkbox"/> None
Treat Infestations: <input type="checkbox"/> Yes <input type="checkbox"/> No			Canker/Galls:	<input checked="" type="checkbox"/> No <input type="checkbox"/> Yes
Remove Deadwood: <input type="checkbox"/> Yes <input type="checkbox"/> No			Fungus:	<input checked="" type="checkbox"/> No <input type="checkbox"/> Yes
Support Structure: <input type="checkbox"/> Yes <input type="checkbox"/> No			Vigor:	<input type="checkbox"/> Excellent <input checked="" type="checkbox"/> Average <input type="checkbox"/> Fair <input type="checkbox"/> Poor
IMPACTS & MITIGATIONS			Twig/ Branch Dieback:	<input type="checkbox"/> None <input checked="" type="checkbox"/> Minor <input type="checkbox"/> Moderate <input type="checkbox"/> Extensive
In Impacted Area: <input type="checkbox"/> Yes <input type="checkbox"/> No n/a			Leaf Size:	<input checked="" type="checkbox"/> Normal <input type="checkbox"/> Small
Proposed Land Use: n/a			Heart Rot:	<input checked="" type="checkbox"/> No <input type="checkbox"/> Yes
Impacts: n/a			Insects:	<input checked="" type="checkbox"/> Minor <input type="checkbox"/> Moderate <input type="checkbox"/> Extensive <input type="checkbox"/> None
Mitigations: n/a			Exudations:	<input checked="" type="checkbox"/> No <input type="checkbox"/> Yes

Comments & Notes: leans mostly south; small cut trunk

¹⁷⁵ Health: A =Outstanding; B = Above Average; C = Average; D = Below Average; F = Dead

¹⁷⁶ Decurrent = Lacking Strong Central Leader. Excurrent = Strong Central Leader.

¹⁷⁷ Aesthetic (compared to standard tree of same species) : A = nearly symmetrical, healthy tree – F = Dead

Trunk dbh must be 4" to be included – cumulative diameters. *Juglans nigra*; *Platanus racemosa*; *Umbellularia californica*; native *Quercus sp.* Except scrub oaks not protected.

Survey Date: 4/13/11

Tree Number: 260

GENERAL CHARACTERISTICS				
Species: <input checked="" type="checkbox"/> <i>Q. agrifolia</i> <input type="checkbox"/> <i>Q. lobata</i>			Health Rating ¹⁷⁸ : <input type="checkbox"/> A <input type="checkbox"/> B <input checked="" type="checkbox"/> C <input type="checkbox"/> D <input type="checkbox"/> F	
<input type="checkbox"/> <i>Ca. Sycamore</i> <input type="checkbox"/> <i>Ca. Bay</i> <input type="checkbox"/> <i>Ca. Black Walnut</i>			Form: <input type="checkbox"/> symmetric <input checked="" type="checkbox"/> minor asymmetry	
Trunk Count: 2 Height (ft.): 18			<input type="checkbox"/> major asymmetry <input type="checkbox"/> stump sprout	
Trunk DBH (in.): 6, 5			<input type="checkbox"/> stag-head	
Percent Canopy Cover: 80%			Crown Class ¹⁷⁹ : <input checked="" type="checkbox"/> Decurrent <input type="checkbox"/> Excurrent	
Existing Terrain: <input type="checkbox"/> Flat <input checked="" type="checkbox"/> Slope			Age Class: <input type="checkbox"/> immature <input checked="" type="checkbox"/> semi-mature	
Aesthetic Rating ¹⁸⁰ : <input type="checkbox"/> A <input type="checkbox"/> B <input checked="" type="checkbox"/> C <input type="checkbox"/> D <input type="checkbox"/> F			<input type="checkbox"/> mature <input type="checkbox"/> over-mature/senescent	
Overall Grade: <input type="checkbox"/> A <input type="checkbox"/> B <input checked="" type="checkbox"/> C <input type="checkbox"/> D <input type="checkbox"/> F			Heritage Tree: <input checked="" type="checkbox"/> No <input type="checkbox"/> Yes	
CANOPY CHARACTERISTICS			TREE HEALTH	
	Dripline Radius (Feet)	Canopy to Grade (Feet)	Wound Wood Development:	Excellent <input type="checkbox"/> Average <input checked="" type="checkbox"/> Poor <input type="checkbox"/> None <input type="checkbox"/>
N	8		Foliage Density:	<input checked="" type="checkbox"/> Normal <input type="checkbox"/> Sparse
NE			Weak crotches:	<input checked="" type="checkbox"/> No <input type="checkbox"/> Yes
E	5		Oak Pit Scale:	<input checked="" type="checkbox"/> No <input type="checkbox"/> Yes
SE			Mainstem dieback:	<input type="checkbox"/> No <input checked="" type="checkbox"/> Yes
S	15		Exposed Roots:	<input checked="" type="checkbox"/> No <input type="checkbox"/> Yes
SW			Epicormic growth:	<input type="checkbox"/> No <input checked="" type="checkbox"/> Yes
W	0		Shading Out:	<input type="checkbox"/> No <input checked="" type="checkbox"/> Yes
NW			Cavities: <input checked="" type="checkbox"/> None	<input type="checkbox"/> Trunk <input type="checkbox"/> Branch
CANOPY SPREAD (FEET): 23			Exfoliating Bark:	<input checked="" type="checkbox"/> No <input type="checkbox"/> Yes
PROPOSED ACTIONS			Water Pocket(s):	<input checked="" type="checkbox"/> No <input type="checkbox"/> Yes
Monitor for Progress: <input type="checkbox"/> Yes <input type="checkbox"/> No			Mechanical Damage:	<input checked="" type="checkbox"/> Trunk <input checked="" type="checkbox"/> Branch <input type="checkbox"/> None
Treat Infestations: <input type="checkbox"/> Yes <input type="checkbox"/> No			Canker/Galls:	<input checked="" type="checkbox"/> No <input type="checkbox"/> Yes
Remove Deadwood: <input type="checkbox"/> Yes <input type="checkbox"/> No			Fungus:	<input checked="" type="checkbox"/> No <input type="checkbox"/> Yes
Support Structure: <input type="checkbox"/> Yes <input type="checkbox"/> No			Vigor:	<input type="checkbox"/> Excellent <input checked="" type="checkbox"/> Average <input type="checkbox"/> Fair <input type="checkbox"/> Poor
IMPACTS & MITIGATIONS			Twig/ Branch Dieback:	<input type="checkbox"/> None <input type="checkbox"/> Minor <input checked="" type="checkbox"/> Moderate <input type="checkbox"/> Extensive
In Impacted Area: <input type="checkbox"/> Yes <input type="checkbox"/> No n/a			Leaf Size:	<input checked="" type="checkbox"/> Normal <input type="checkbox"/> Small
Proposed Land Use: n/a			Heart Rot:	<input type="checkbox"/> No <input checked="" type="checkbox"/> Yes
Impacts: n/a			Insects:	<input type="checkbox"/> Minor <input checked="" type="checkbox"/> Moderate <input type="checkbox"/> Extensive <input type="checkbox"/> None
Mitigations: n/a			Exudations:	<input checked="" type="checkbox"/> No <input type="checkbox"/> Yes

Comments & Notes: 1 small dead trunk & 1 small cut trunk (<2") – adjacent to property line

¹⁷⁸ Health: A = Outstanding; B = Above Average; C = Average; D = Below Average; F = Dead

¹⁷⁹ Decurrent = Lacking Strong Central Leader. Excurrent = Strong Central Leader.

¹⁸⁰ Aesthetic (compared to standard tree of same species) : A = nearly symmetrical, healthy tree – F = Dead

Trunk dbh must be 4" to be included – cumulative diameters. *Juglans nigra*; *Platanus racemosa*; *Umbellularia californica*; native *Quercus sp.* Except scrub oaks not protected.

TREE FIELD DATA WORKSHEET (City of L.A.)

LDC Project No. 10003-001

Survey Date: 4/13/11

Tree Number: 261

GENERAL CHARACTERISTICS			TREE HEALTH		
Species: <input checked="" type="checkbox"/> <i>Q. agrifolia</i> <input type="checkbox"/> <i>Q. lobata</i>			Health Rating ¹⁸¹ : <input type="checkbox"/> A <input type="checkbox"/> B <input checked="" type="checkbox"/> C <input type="checkbox"/> D <input type="checkbox"/> F		
<input type="checkbox"/> <i>Ca. Sycamore</i> <input type="checkbox"/> <i>Ca. Bay</i> <input type="checkbox"/> <i>Ca. Black Walnut</i>			Form: <input checked="" type="checkbox"/> symmetric <input type="checkbox"/> minor asymmetry		
Trunk Count: 2 Height (ft.): 35			<input type="checkbox"/> major asymmetry <input type="checkbox"/> stump sprout		
Trunk DBH (in.): 7, 11			<input type="checkbox"/> stag-head		
Percent Canopy Cover: 80%			Crown Class ¹⁸² : <input checked="" type="checkbox"/> Decurrent <input type="checkbox"/> Excurrent		
Existing Terrain: <input type="checkbox"/> Flat <input checked="" type="checkbox"/> Slope			Age Class: <input type="checkbox"/> immature <input type="checkbox"/> semi-mature		
Aesthetic Rating ¹⁸³ : <input type="checkbox"/> A <input checked="" type="checkbox"/> B <input type="checkbox"/> C <input type="checkbox"/> D <input type="checkbox"/> F			<input checked="" type="checkbox"/> mature <input type="checkbox"/> over-mature/senescent		
Overall Grade: <input type="checkbox"/> A <input checked="" type="checkbox"/> B- <input type="checkbox"/> C <input type="checkbox"/> D <input type="checkbox"/> F			Heritage Tree: <input checked="" type="checkbox"/> No <input type="checkbox"/> Yes		
CANOPY CHARACTERISTICS			TREE HEALTH		
	Dripline Radius (Feet)	Canopy to Grade (Feet)	Wound Wood Development:	Excellent <input type="checkbox"/> Average <input checked="" type="checkbox"/>	Poor <input type="checkbox"/> None <input type="checkbox"/>
N	11		Foliage Density:	<input checked="" type="checkbox"/> Normal <input type="checkbox"/> Sparse	
NE			Weak crotches:	<input checked="" type="checkbox"/> No <input type="checkbox"/> Yes	
E	12		Oak Pit Scale:	<input checked="" type="checkbox"/> No <input type="checkbox"/> Yes	
SE			Mainstem dieback:	<input type="checkbox"/> No <input checked="" type="checkbox"/> Yes	
S	17		Exposed Roots:	<input checked="" type="checkbox"/> No <input type="checkbox"/> Yes	
SW			Epicormic growth:	<input type="checkbox"/> No <input checked="" type="checkbox"/> Yes	
W	16		Shading Out:	<input checked="" type="checkbox"/> No <input type="checkbox"/> Yes	
NW			Cavities: <input checked="" type="checkbox"/> None <input type="checkbox"/> Trunk <input type="checkbox"/> Branch		
CANOPY SPREAD (FEET): 28			Exfoliating Bark:	<input checked="" type="checkbox"/> No <input type="checkbox"/> Yes	
PROPOSED ACTIONS			Water Pocket(s):	<input checked="" type="checkbox"/> No <input type="checkbox"/> Yes	
Monitor for Progress:	<input type="checkbox"/> Yes <input type="checkbox"/> No		Mechanical Damage:	<input type="checkbox"/> Trunk <input type="checkbox"/> Branch	<input checked="" type="checkbox"/> None
Treat Infestations:	<input type="checkbox"/> Yes <input type="checkbox"/> No		Canker/Galls:	<input checked="" type="checkbox"/> No <input type="checkbox"/> Yes	
Remove Deadwood:	<input type="checkbox"/> Yes <input type="checkbox"/> No		Fungus:	<input checked="" type="checkbox"/> No <input type="checkbox"/> Yes	
Support Structure:	<input type="checkbox"/> Yes <input type="checkbox"/> No		Vigor:	<input type="checkbox"/> Excellent <input checked="" type="checkbox"/> Average	<input type="checkbox"/> Fair <input type="checkbox"/> Poor
IMPACTS & MITIGATIONS			Twig/ Branch Dieback:	<input type="checkbox"/> None <input checked="" type="checkbox"/> Minor	<input type="checkbox"/> Moderate <input type="checkbox"/> Extensive
In Impacted Area:	<input type="checkbox"/> Yes <input type="checkbox"/> No n/a		Leaf Size:	<input checked="" type="checkbox"/> Normal <input type="checkbox"/> Small	
Proposed Land Use:	n/a		Heart Rot:	<input checked="" type="checkbox"/> No <input type="checkbox"/> Yes	
Impacts:	n/a		Insects:	<input checked="" type="checkbox"/> Minor <input type="checkbox"/> Moderate	<input type="checkbox"/> Extensive <input type="checkbox"/> None
Mitigations:	n/a		Exudations:	<input checked="" type="checkbox"/> No <input type="checkbox"/> Yes	

Comments & Notes: telephone pole approx. 10' to northeast

¹⁸¹ Health: A =Outstanding; B = Above Average; C = Average; D = Below Average; F = Dead

¹⁸² Decurrent = Lacking Strong Central Leader. Excurrent = Strong Central Leader.

¹⁸³ Aesthetic (compared to standard tree of same species) : A = nearly symmetrical, healthy tree – F = Dead

Trunk dbh must be 4" to be included – cumulative diameters. *Juglans nigra*; *Platanus racemosa*; *Umbellularia californica*; native *Quercus sp.* Except scrub oaks not protected.

Survey Date: 4/13/11

Tree Number: 262

GENERAL CHARACTERISTICS				
Species: <input checked="" type="checkbox"/> <i>Q. agrifolia</i> <input type="checkbox"/> <i>Q. lobata</i>			Health Rating ¹⁸⁴ : <input type="checkbox"/> A <input type="checkbox"/> B <input checked="" type="checkbox"/> C- <input type="checkbox"/> D <input type="checkbox"/> F	
<input type="checkbox"/> <i>Ca. Sycamore</i> <input type="checkbox"/> <i>Ca. Bay</i> <input type="checkbox"/> <i>Ca. Black Walnut</i>			Form: <input type="checkbox"/> symmetric <input checked="" type="checkbox"/> minor asymmetry	
Trunk Count: 1 Height (ft.): 43			<input type="checkbox"/> major asymmetry <input type="checkbox"/> stump sprout	
Trunk DBH (in.): 12.5			<input type="checkbox"/> stag-head	
Percent Canopy Cover: 65%			Crown Class ¹⁸⁵ : <input checked="" type="checkbox"/> Decurrent <input type="checkbox"/> Excurrent	
Existing Terrain: <input type="checkbox"/> Flat <input checked="" type="checkbox"/> Slope			Age Class: <input type="checkbox"/> immature <input type="checkbox"/> semi-mature	
Aesthetic Rating ¹⁸⁶ : <input type="checkbox"/> A <input type="checkbox"/> B <input checked="" type="checkbox"/> C <input type="checkbox"/> D <input type="checkbox"/> F			<input checked="" type="checkbox"/> mature <input type="checkbox"/> over-mature/senescent	
Overall Grade: <input type="checkbox"/> A <input type="checkbox"/> B <input checked="" type="checkbox"/> C- <input type="checkbox"/> D <input type="checkbox"/> F			Heritage Tree: <input checked="" type="checkbox"/> No <input type="checkbox"/> Yes	
CANOPY CHARACTERISTICS			TREE HEALTH	
	Dripline Radius (Feet)	Canopy to Grade (Feet)	Wound Wood Development:	Excellent <input type="checkbox"/> Average <input checked="" type="checkbox"/> Poor <input type="checkbox"/> None <input type="checkbox"/>
N	8		Foliage Density:	<input type="checkbox"/> Normal <input checked="" type="checkbox"/> Sparse
NE			Weak crotches:	<input checked="" type="checkbox"/> No <input type="checkbox"/> Yes
E	20		Oak Pit Scale:	<input checked="" type="checkbox"/> No <input type="checkbox"/> Yes
SE			Mainstem dieback:	<input type="checkbox"/> No <input checked="" type="checkbox"/> Yes
S	20		Exposed Roots:	<input checked="" type="checkbox"/> No <input type="checkbox"/> Yes
SW			Epicormic growth:	<input checked="" type="checkbox"/> No <input type="checkbox"/> Yes
W	12		Shading Out:	<input checked="" type="checkbox"/> No <input type="checkbox"/> Yes
NW			Cavities: <input checked="" type="checkbox"/> None	<input type="checkbox"/> Trunk <input type="checkbox"/> Branch
CANOPY SPREAD (FEET): 32			Exfoliating Bark:	<input checked="" type="checkbox"/> No <input type="checkbox"/> Yes
PROPOSED ACTIONS			Water Pocket(s):	<input checked="" type="checkbox"/> No <input type="checkbox"/> Yes
Monitor for Progress: <input type="checkbox"/> Yes <input type="checkbox"/> No			Mechanical Damage:	<input type="checkbox"/> Trunk <input checked="" type="checkbox"/> Branch <input type="checkbox"/> None
Treat Infestations: <input type="checkbox"/> Yes <input type="checkbox"/> No			Canker/Galls:	<input checked="" type="checkbox"/> No <input type="checkbox"/> Yes
Remove Deadwood: <input type="checkbox"/> Yes <input type="checkbox"/> No			Fungus:	<input checked="" type="checkbox"/> No <input type="checkbox"/> Yes
Support Structure: <input type="checkbox"/> Yes <input type="checkbox"/> No			Vigor:	<input type="checkbox"/> Excellent <input type="checkbox"/> Average <input checked="" type="checkbox"/> Fair <input type="checkbox"/> Poor
IMPACTS & MITIGATIONS			Twig/ Branch Dieback:	<input type="checkbox"/> None <input type="checkbox"/> Minor <input checked="" type="checkbox"/> Moderate <input type="checkbox"/> Extensive
In Impacted Area: <input type="checkbox"/> Yes <input type="checkbox"/> No n/a			Leaf Size:	<input checked="" type="checkbox"/> Normal <input type="checkbox"/> Small
Proposed Land Use: n/a			Heart Rot:	<input checked="" type="checkbox"/> No <input type="checkbox"/> Yes
Impacts: n/a			Insects:	<input type="checkbox"/> Minor <input checked="" type="checkbox"/> Moderate <input type="checkbox"/> Extensive <input type="checkbox"/> None
Mitigations: n/a			Exudations:	<input checked="" type="checkbox"/> No <input type="checkbox"/> Yes

Comments & Notes: approx. 9' from telephone pole; dead lower canopy

¹⁸⁴ Health: A = Outstanding; B = Above Average; C = Average; D = Below Average; F = Dead

¹⁸⁵ Decurrent = Lacking Strong Central Leader. Excurrent = Strong Central Leader.

¹⁸⁶ Aesthetic (compared to standard tree of same species) : A = nearly symmetrical, healthy tree – F = Dead

Trunk dbh must be 4" to be included – cumulative diameters. *Juglans nigra*; *Platanus racemosa*; *Umbellularia californica*; native *Quercus sp.* Except scrub oaks not protected.

Survey Date: 4/13/11

Tree Number: 263

GENERAL CHARACTERISTICS				
Species: <input checked="" type="checkbox"/> <i>Q. agrifolia</i> <input type="checkbox"/> <i>Q. lobata</i>			Health Rating ¹⁸⁷ : <input type="checkbox"/> A <input type="checkbox"/> B <input checked="" type="checkbox"/> C <input type="checkbox"/> D <input type="checkbox"/> F	
<input type="checkbox"/> <i>Ca. Sycamore</i> <input type="checkbox"/> <i>Ca. Bay</i> <input type="checkbox"/> <i>Ca. Black Walnut</i>			Form: <input type="checkbox"/> symmetric <input type="checkbox"/> minor asymmetry	
Trunk Count: 2 Height (ft.): 25			<input checked="" type="checkbox"/> major asymmetry <input type="checkbox"/> stump sprout	
Trunk DBH (in.): 6, 8			<input type="checkbox"/> stag-head	
Percent Canopy Cover: 70%			Crown Class ¹⁸⁸ : <input checked="" type="checkbox"/> Decurrent <input type="checkbox"/> Excurrent	
Existing Terrain: <input type="checkbox"/> Flat <input checked="" type="checkbox"/> Slope			Age Class: <input type="checkbox"/> immature <input checked="" type="checkbox"/> semi-mature	
Aesthetic Rating ¹⁸⁹ : <input type="checkbox"/> A <input type="checkbox"/> B <input type="checkbox"/> C <input checked="" type="checkbox"/> D <input type="checkbox"/> F			<input type="checkbox"/> mature <input type="checkbox"/> over-mature/senescent	
Overall Grade: <input type="checkbox"/> A <input type="checkbox"/> B <input checked="" type="checkbox"/> C <input type="checkbox"/> D <input type="checkbox"/> F			Heritage Tree: <input checked="" type="checkbox"/> No <input type="checkbox"/> Yes	
CANOPY CHARACTERISTICS			TREE HEALTH	
	Dripline Radius (Feet)	Canopy to Grade (Feet)	Wound Wood Development:	Excellent <input type="checkbox"/> Average <input checked="" type="checkbox"/> Poor <input type="checkbox"/> None <input type="checkbox"/>
N	20		Foliage Density:	<input checked="" type="checkbox"/> Normal <input type="checkbox"/> Sparse
NE			Weak crotches:	<input checked="" type="checkbox"/> No <input type="checkbox"/> Yes
E	0		Oak Pit Scale:	<input checked="" type="checkbox"/> No <input type="checkbox"/> Yes
SE			Mainstem dieback:	<input type="checkbox"/> No <input checked="" type="checkbox"/> Yes
S	0		Exposed Roots:	<input checked="" type="checkbox"/> No <input type="checkbox"/> Yes
SW			Epicormic growth:	<input type="checkbox"/> No <input checked="" type="checkbox"/> Yes
W	0		Shading Out:	<input type="checkbox"/> No <input checked="" type="checkbox"/> Yes
NW			Cavities: <input type="checkbox"/> None <input checked="" type="checkbox"/> Trunk <input type="checkbox"/> Branch	
CANOPY SPREAD (FEET): 20			Exfoliating Bark:	<input checked="" type="checkbox"/> No <input type="checkbox"/> Yes
PROPOSED ACTIONS			Water Pocket(s):	<input checked="" type="checkbox"/> No <input type="checkbox"/> Yes
Monitor for Progress: <input type="checkbox"/> Yes <input type="checkbox"/> No			Mechanical Damage:	<input checked="" type="checkbox"/> Trunk <input checked="" type="checkbox"/> Branch <input type="checkbox"/> None
Treat Infestations: <input type="checkbox"/> Yes <input type="checkbox"/> No			Canker/Galls:	<input checked="" type="checkbox"/> No <input type="checkbox"/> Yes
Remove Deadwood: <input type="checkbox"/> Yes <input type="checkbox"/> No			Fungus:	<input checked="" type="checkbox"/> No <input type="checkbox"/> Yes
Support Structure: <input type="checkbox"/> Yes <input type="checkbox"/> No			Vigor:	<input type="checkbox"/> Excellent <input type="checkbox"/> Average <input checked="" type="checkbox"/> Fair <input type="checkbox"/> Poor
IMPACTS & MITIGATIONS			Twig/ Branch Dieback:	<input type="checkbox"/> None <input type="checkbox"/> Minor <input checked="" type="checkbox"/> Moderate <input type="checkbox"/> Extensive
In Impacted Area: <input type="checkbox"/> Yes <input type="checkbox"/> No n/a			Leaf Size:	<input checked="" type="checkbox"/> Normal <input type="checkbox"/> Small
Proposed Land Use: n/a			Heart Rot:	<input type="checkbox"/> No <input checked="" type="checkbox"/> Yes
Impacts: n/a			Insects:	<input type="checkbox"/> Minor <input checked="" type="checkbox"/> Moderate <input type="checkbox"/> Extensive <input type="checkbox"/> None
Mitigations: n/a			Exudations:	<input checked="" type="checkbox"/> No <input type="checkbox"/> Yes

Comments & Notes: lenas to north; cut trunk and branches

¹⁸⁷ Health: A = Outstanding; B = Above Average; C = Average; D = Below Average; F = Dead

¹⁸⁸ Decurrent = Lacking Strong Central Leader. Excurrent = Strong Central Leader.

¹⁸⁹ Aesthetic (compared to standard tree of same species) : A = nearly symmetrical, healthy tree – F = Dead

Trunk dbh must be 4" to be included – cumulative diameters. *Juglans nigra*; *Platanus racemosa*; *Umbellularia californica*; native *Quercus sp.* Except scrub oaks not protected.

TREE FIELD DATA WORKSHEET (City of L.A.)

LDC Project No. 10003-001

Survey Date: 4/13/11

Tree Number: 264

GENERAL CHARACTERISTICS			TREE HEALTH		
Species: <input checked="" type="checkbox"/> <i>Q. agrifolia</i> <input type="checkbox"/> <i>Q. lobata</i>			Health Rating ¹⁹⁰ : <input type="checkbox"/> A <input type="checkbox"/> B <input checked="" type="checkbox"/> C <input type="checkbox"/> D <input type="checkbox"/> F		
<input type="checkbox"/> <i>Ca. Sycamore</i> <input type="checkbox"/> <i>Ca. Bay</i> <input type="checkbox"/> <i>Ca. Black Walnut</i>			Form: <input type="checkbox"/> symmetric <input type="checkbox"/> minor asymmetry		
Trunk Count: 1 Height (ft.): 22			<input checked="" type="checkbox"/> major asymmetry <input type="checkbox"/> stump sprout		
Trunk DBH (in.): 10			<input type="checkbox"/> stag-head		
Percent Canopy Cover: 70%			Crown Class ¹⁹¹ : <input checked="" type="checkbox"/> Decurrent <input type="checkbox"/> Excurrent		
Existing Terrain: <input type="checkbox"/> Flat <input checked="" type="checkbox"/> Slope			Age Class: <input type="checkbox"/> immature <input checked="" type="checkbox"/> semi-mature		
Aesthetic Rating ¹⁹² : <input type="checkbox"/> A <input type="checkbox"/> B <input checked="" type="checkbox"/> C <input type="checkbox"/> D <input type="checkbox"/> F			<input type="checkbox"/> mature <input type="checkbox"/> over-mature/senescent		
Overall Grade: <input type="checkbox"/> A <input type="checkbox"/> B <input checked="" type="checkbox"/> C <input type="checkbox"/> D <input type="checkbox"/> F			Heritage Tree: <input checked="" type="checkbox"/> No <input type="checkbox"/> Yes		
CANOPY CHARACTERISTICS			TREE HEALTH		
	Dripline Radius (Feet)	Canopy to Grade (Feet)	Wound Wood Development:	Excellent <input type="checkbox"/> Average <input checked="" type="checkbox"/>	Poor <input type="checkbox"/> None <input type="checkbox"/>
N	22		Foliage Density:	<input checked="" type="checkbox"/> Normal <input type="checkbox"/> Sparse	
NE			Weak crotches:	<input checked="" type="checkbox"/> No <input type="checkbox"/> Yes	
E	17		Oak Pit Scale:	<input checked="" type="checkbox"/> No <input type="checkbox"/> Yes	
SE			Mainstem dieback:	<input type="checkbox"/> No <input checked="" type="checkbox"/> Yes	
S	0		Exposed Roots:	<input checked="" type="checkbox"/> No <input type="checkbox"/> Yes	
SW			Epicormic growth:	<input checked="" type="checkbox"/> No <input type="checkbox"/> Yes	
W	0		Shading Out:	<input type="checkbox"/> No <input checked="" type="checkbox"/> Yes	
NW			Cavities: <input checked="" type="checkbox"/> None <input type="checkbox"/> Trunk <input type="checkbox"/> Branch		
CANOPY SPREAD (FEET): 22			Exfoliating Bark:	<input checked="" type="checkbox"/> No <input type="checkbox"/> Yes	
PROPOSED ACTIONS			Water Pocket(s):	<input checked="" type="checkbox"/> No <input type="checkbox"/> Yes	
Monitor for Progress: <input checked="" type="checkbox"/> Yes <input type="checkbox"/> No			Mechanical Damage:	<input type="checkbox"/> Trunk <input type="checkbox"/> Branch	
Treat Infestations: <input type="checkbox"/> Yes <input type="checkbox"/> No			<input checked="" type="checkbox"/> None		
Remove Deadwood: <input type="checkbox"/> Yes <input type="checkbox"/> No			Canker/Galls:	<input checked="" type="checkbox"/> No <input type="checkbox"/> Yes	
Support Structure: <input type="checkbox"/> Yes <input type="checkbox"/> No			Fungus:	<input checked="" type="checkbox"/> No <input type="checkbox"/> Yes	
IMPACTS & MITIGATIONS			Vigor:	<input type="checkbox"/> Excellent <input type="checkbox"/> Average	<input checked="" type="checkbox"/> Fair <input type="checkbox"/> Poor
In Impacted Area: <input type="checkbox"/> Yes <input type="checkbox"/> No n/a			Twig/ Branch Dieback:	<input type="checkbox"/> None <input type="checkbox"/> Minor	<input checked="" type="checkbox"/> Moderate <input type="checkbox"/> Extensive
Proposed Land Use: n/a			Leaf Size:	<input checked="" type="checkbox"/> Normal <input type="checkbox"/> Small	
Impacts: n/a			Heart Rot:	<input checked="" type="checkbox"/> No <input type="checkbox"/> Yes	
Mitigations: n/a			Insects:	<input checked="" type="checkbox"/> Minor <input type="checkbox"/> Moderate	<input type="checkbox"/> Extensive <input type="checkbox"/> None
			Exudations:	<input checked="" type="checkbox"/> No <input type="checkbox"/> Yes	

Comments & Notes: dead branches

¹⁹⁰ Health: A = Outstanding; B = Above Average; C = Average; D = Below Average; F = Dead

¹⁹¹ Decurrent = Lacking Strong Central Leader. Excurrent = Strong Central Leader.

¹⁹² Aesthetic (compared to standard tree of same species) : A = nearly symmetrical, healthy tree – F = Dead

Trunk dbh must be 4" to be included – cumulative diameters. *Juglans nigra*; *Platanus racemosa*; *Umbellularia californica*; native *Quercus sp.* Except scrub oaks not protected.

Survey Date: 4/13/11

Tree Number: 265

GENERAL CHARACTERISTICS				
Species: <input checked="" type="checkbox"/> <i>Q. agrifolia</i> <input type="checkbox"/> <i>Q. lobata</i>			Health Rating ¹⁹³ : <input type="checkbox"/> A <input checked="" type="checkbox"/> B <input type="checkbox"/> C <input type="checkbox"/> D <input type="checkbox"/> F	
<input type="checkbox"/> <i>Ca. Sycamore</i> <input type="checkbox"/> <i>Ca. Bay</i> <input type="checkbox"/> <i>Ca. Black Walnut</i>			Form: <input type="checkbox"/> symmetric <input checked="" type="checkbox"/> minor asymmetry	
Trunk Count: 2 Height (ft.): 40			<input type="checkbox"/> major asymmetry <input type="checkbox"/> stump sprout	
Trunk DBH (in.): 11, 11			<input type="checkbox"/> stag-head	
Percent Canopy Cover: 80%			Crown Class ¹⁹⁴ : <input checked="" type="checkbox"/> Decurrent <input type="checkbox"/> Excurrent	
Existing Terrain: <input type="checkbox"/> Flat <input checked="" type="checkbox"/> Slope			Age Class: <input type="checkbox"/> immature <input type="checkbox"/> semi-mature	
Aesthetic Rating ¹⁹⁵ : <input type="checkbox"/> A <input checked="" type="checkbox"/> B <input type="checkbox"/> C <input type="checkbox"/> D <input type="checkbox"/> F			<input checked="" type="checkbox"/> mature <input type="checkbox"/> over-mature/senescent	
Overall Grade: <input type="checkbox"/> A <input checked="" type="checkbox"/> B <input type="checkbox"/> C <input type="checkbox"/> D <input type="checkbox"/> F			Heritage Tree: <input checked="" type="checkbox"/> No <input type="checkbox"/> Yes	
CANOPY CHARACTERISTICS			TREE HEALTH	
	Dripline Radius (Feet)	Canopy to Grade (Feet)	Wound Wood Development:	Excellent <input type="checkbox"/> Average <input checked="" type="checkbox"/> Poor <input type="checkbox"/> None <input type="checkbox"/>
N	17		Foliage Density:	<input checked="" type="checkbox"/> Normal <input type="checkbox"/> Sparse
NE			Weak crotches:	<input checked="" type="checkbox"/> No <input type="checkbox"/> Yes
E	22		Oak Pit Scale:	<input checked="" type="checkbox"/> No <input type="checkbox"/> Yes
SE			Mainstem dieback:	<input checked="" type="checkbox"/> No <input type="checkbox"/> Yes
S	16		Exposed Roots:	<input checked="" type="checkbox"/> No <input type="checkbox"/> Yes
SW			Epicormic growth:	<input checked="" type="checkbox"/> No <input type="checkbox"/> Yes
W	0		Shading Out:	<input checked="" type="checkbox"/> No <input type="checkbox"/> Yes
NW			Cavities: <input checked="" type="checkbox"/> None	<input type="checkbox"/> Trunk <input type="checkbox"/> Branch
CANOPY SPREAD (FEET): 33			Exfoliating Bark:	<input checked="" type="checkbox"/> No <input type="checkbox"/> Yes
PROPOSED ACTIONS			Water Pocket(s):	<input checked="" type="checkbox"/> No <input type="checkbox"/> Yes
Monitor for Progress: <input type="checkbox"/> Yes <input type="checkbox"/> No			Mechanical Damage:	<input type="checkbox"/> Trunk <input type="checkbox"/> Branch <input checked="" type="checkbox"/> None
Treat Infestations: <input type="checkbox"/> Yes <input type="checkbox"/> No			Canker/Galls:	<input checked="" type="checkbox"/> No <input type="checkbox"/> Yes
Remove Deadwood: <input type="checkbox"/> Yes <input type="checkbox"/> No			Fungus:	<input checked="" type="checkbox"/> No <input type="checkbox"/> Yes
Support Structure: <input type="checkbox"/> Yes <input type="checkbox"/> No			Vigor:	<input type="checkbox"/> Excellent <input checked="" type="checkbox"/> Average <input type="checkbox"/> Fair <input type="checkbox"/> Poor
IMPACTS & MITIGATIONS			Twig/ Branch Dieback:	<input type="checkbox"/> None <input checked="" type="checkbox"/> Minor <input type="checkbox"/> Moderate <input type="checkbox"/> Extensive
In Impacted Area: <input type="checkbox"/> Yes <input type="checkbox"/> No n/a			Leaf Size:	<input checked="" type="checkbox"/> Normal <input type="checkbox"/> Small
Proposed Land Use: n/a			Heart Rot:	<input checked="" type="checkbox"/> No <input type="checkbox"/> Yes
Impacts: n/a			Insects:	<input checked="" type="checkbox"/> Minor <input type="checkbox"/> Moderate <input type="checkbox"/> Extensive <input type="checkbox"/> None
Mitigations: n/a			Exudations:	<input checked="" type="checkbox"/> No <input type="checkbox"/> Yes

Comments & Notes: surrounded by poison oak; tagged on NW side

¹⁹³ Health: A = Outstanding; B = Above Average; C = Average; D = Below Average; F = Dead

¹⁹⁴ Decurrent = Lacking Strong Central Leader. Excurrent = Strong Central Leader.

¹⁹⁵ Aesthetic (compared to standard tree of same species) : A = nearly symmetrical, healthy tree – F = Dead

Trunk dbh must be 4" to be included – cumulative diameters. *Juglans nigra*; *Platanus racemosa*; *Umbellularia californica*; native *Quercus sp.* Except scrub oaks not protected.

TREE FIELD DATA WORKSHEET (City of L.A.)

LDC Project No. 10003-001

Survey Date: 4/13/11

Tree Number: 266

GENERAL CHARACTERISTICS			TREE HEALTH		
Species: <input checked="" type="checkbox"/> <i>Q. agrifolia</i> <input type="checkbox"/> <i>Q. lobata</i>			Health Rating ¹⁹⁶ : <input type="checkbox"/> A <input checked="" type="checkbox"/> B- <input type="checkbox"/> C <input type="checkbox"/> D <input type="checkbox"/> F		
<input type="checkbox"/> <i>Ca. Sycamore</i> <input type="checkbox"/> <i>Ca. Bay</i> <input type="checkbox"/> <i>Ca. Black Walnut</i>			Form: <input checked="" type="checkbox"/> symmetric <input type="checkbox"/> minor asymmetry		
Trunk Count: 1 Height (ft.): 35			<input type="checkbox"/> major asymmetry <input type="checkbox"/> stump sprout		
Trunk DBH (in.): 11			<input type="checkbox"/> stag-head		
Percent Canopy Cover: 85%			Crown Class ¹⁹⁷ : <input checked="" type="checkbox"/> Decurrent <input type="checkbox"/> Excurrent		
Existing Terrain: <input type="checkbox"/> Flat <input checked="" type="checkbox"/> Slope			Age Class: <input type="checkbox"/> immature <input type="checkbox"/> semi-mature		
Aesthetic Rating ¹⁹⁸ : <input type="checkbox"/> A <input checked="" type="checkbox"/> B <input type="checkbox"/> C <input type="checkbox"/> D <input type="checkbox"/> F			<input checked="" type="checkbox"/> mature <input type="checkbox"/> over-mature/senescent		
Overall Grade: <input type="checkbox"/> A <input checked="" type="checkbox"/> B- <input type="checkbox"/> C <input type="checkbox"/> D <input type="checkbox"/> F			Heritage Tree: <input checked="" type="checkbox"/> No <input type="checkbox"/> Yes		
CANOPY CHARACTERISTICS			TREE HEALTH		
	Dripline Radius (Feet)	Canopy to Grade (Feet)	Wound Wood Development:	Excellent <input type="checkbox"/> Average <input checked="" type="checkbox"/>	Poor <input type="checkbox"/> None <input type="checkbox"/>
N	17		Foliage Density:	<input checked="" type="checkbox"/> Normal <input type="checkbox"/> Sparse	
NE			Weak crotches:	<input checked="" type="checkbox"/> No <input type="checkbox"/> Yes	
E	12		Oak Pit Scale:	<input checked="" type="checkbox"/> No <input type="checkbox"/> Yes	
SE			Mainstem dieback:	<input checked="" type="checkbox"/> No <input type="checkbox"/> Yes	
S	17		Exposed Roots:	<input checked="" type="checkbox"/> No <input type="checkbox"/> Yes	
SW			Epicormic growth:	<input type="checkbox"/> No <input checked="" type="checkbox"/> Yes	
W	16		Shading Out:	<input checked="" type="checkbox"/> No <input type="checkbox"/> Yes	
NW			Cavities: <input checked="" type="checkbox"/> None <input type="checkbox"/> Trunk <input type="checkbox"/> Branch		
CANOPY SPREAD (FEET): 34			Exfoliating Bark:	<input checked="" type="checkbox"/> No <input type="checkbox"/> Yes	
PROPOSED ACTIONS			Water Pocket(s):	<input checked="" type="checkbox"/> No <input type="checkbox"/> Yes	
Monitor for Progress: <input type="checkbox"/> Yes <input type="checkbox"/> No			Mechanical Damage:	<input type="checkbox"/> Trunk <input type="checkbox"/> Branch	<input checked="" type="checkbox"/> None
Treat Infestations: <input type="checkbox"/> Yes <input type="checkbox"/> No			Canker/Galls:	<input checked="" type="checkbox"/> No <input type="checkbox"/> Yes	
Remove Deadwood: <input type="checkbox"/> Yes <input type="checkbox"/> No			Fungus:	<input checked="" type="checkbox"/> No <input type="checkbox"/> Yes	
Support Structure: <input type="checkbox"/> Yes <input type="checkbox"/> No			Vigor:	<input type="checkbox"/> Excellent <input checked="" type="checkbox"/> Average	<input type="checkbox"/> Fair <input type="checkbox"/> Poor
IMPACTS & MITIGATIONS			Twig/ Branch Dieback:	<input type="checkbox"/> None <input checked="" type="checkbox"/> Minor	<input type="checkbox"/> Moderate <input type="checkbox"/> Extensive
In Impacted Area: <input type="checkbox"/> Yes <input type="checkbox"/> No n/a			Leaf Size:	<input checked="" type="checkbox"/> Normal <input type="checkbox"/> Small	
Proposed Land Use: n/a			Heart Rot:	<input checked="" type="checkbox"/> No <input type="checkbox"/> Yes	
Impacts: n/a			Insects:	<input checked="" type="checkbox"/> Minor <input type="checkbox"/> Moderate	<input type="checkbox"/> Extensive <input type="checkbox"/> None
Mitigations: n/a			Exudations:	<input checked="" type="checkbox"/> No <input type="checkbox"/> Yes	

Comments & Notes: some interior deadwood

¹⁹⁶ Health: A = Outstanding; B = Above Average; C = Average; D = Below Average; F = Dead

¹⁹⁷ Decurrent = Lacking Strong Central Leader. Excurrent = Strong Central Leader.

¹⁹⁸ Aesthetic (compared to standard tree of same species) : A = nearly symmetrical, healthy tree – F = Dead

Trunk dbh must be 4" to be included – cumulative diameters. *Juglans nigra*; *Platanus racemosa*; *Umbellularia californica*; native *Quercus sp.* Except scrub oaks not protected.

Survey Date: 4/13/11

Tree Number: 267

GENERAL CHARACTERISTICS				
Species: <input checked="" type="checkbox"/> <i>Q. agrifolia</i> <input type="checkbox"/> <i>Q. lobata</i>			Health Rating ¹⁹⁹ : <input type="checkbox"/> A <input type="checkbox"/> B <input type="checkbox"/> C <input checked="" type="checkbox"/> D <input type="checkbox"/> F	
<input type="checkbox"/> <i>Ca. Sycamore</i> <input type="checkbox"/> <i>Ca. Bay</i> <input type="checkbox"/> <i>Ca. Black Walnut</i>			Form: <input type="checkbox"/> symmetric <input type="checkbox"/> minor asymmetry	
Trunk Count: 2 Height (ft.): 30			<input checked="" type="checkbox"/> major asymmetry <input type="checkbox"/> stump sprout	
Trunk DBH (in.): 5.5, 5.5			<input type="checkbox"/> stag-head	
Percent Canopy Cover: 65%			Crown Class ²⁰⁰ : <input checked="" type="checkbox"/> Decurrent <input type="checkbox"/> Excurrent	
Existing Terrain: <input type="checkbox"/> Flat <input checked="" type="checkbox"/> Slope			Age Class: <input type="checkbox"/> immature <input checked="" type="checkbox"/> semi-mature	
Aesthetic Rating ²⁰¹ : <input type="checkbox"/> A <input type="checkbox"/> B <input checked="" type="checkbox"/> C <input type="checkbox"/> D <input type="checkbox"/> F			<input type="checkbox"/> mature <input type="checkbox"/> over-mature/senescent	
Overall Grade: <input type="checkbox"/> A <input type="checkbox"/> B <input checked="" type="checkbox"/> C <input type="checkbox"/> D <input type="checkbox"/> F			Heritage Tree: <input checked="" type="checkbox"/> No <input type="checkbox"/> Yes	
CANOPY CHARACTERISTICS			TREE HEALTH	
	Dripline Radius (Feet)	Canopy to Grade (Feet)	Wound Wood Development:	Excellent <input type="checkbox"/> Average <input type="checkbox"/> Poor <input checked="" type="checkbox"/> None <input type="checkbox"/>
N	0		Foliage Density:	<input checked="" type="checkbox"/> Normal <input type="checkbox"/> Sparse
NE			Weak crotches:	<input checked="" type="checkbox"/> No <input type="checkbox"/> Yes
E	22		Oak Pit Scale:	<input checked="" type="checkbox"/> No <input type="checkbox"/> Yes
SE			Mainstem dieback:	<input checked="" type="checkbox"/> No <input type="checkbox"/> Yes
S	11		Exposed Roots:	<input checked="" type="checkbox"/> No <input type="checkbox"/> Yes
SW			Epicormic growth:	<input type="checkbox"/> No <input checked="" type="checkbox"/> Yes
W	0		Shading Out:	<input type="checkbox"/> No <input checked="" type="checkbox"/> Yes
NW			Cavities: <input type="checkbox"/> None	<input checked="" type="checkbox"/> Trunk <input checked="" type="checkbox"/> Branch
CANOPY SPREAD (FEET): 22			Exfoliating Bark:	<input checked="" type="checkbox"/> No <input type="checkbox"/> Yes
PROPOSED ACTIONS			Water Pocket(s):	<input checked="" type="checkbox"/> No <input type="checkbox"/> Yes
Monitor for Progress:			Mechanical Damage:	<input checked="" type="checkbox"/> Trunk <input checked="" type="checkbox"/> Branch <input type="checkbox"/> None
Treat Infestations:			Canker/Galls:	<input checked="" type="checkbox"/> No <input type="checkbox"/> Yes
Remove Deadwood:			Fungus:	<input checked="" type="checkbox"/> No <input type="checkbox"/> Yes
Support Structure:			Vigor:	<input type="checkbox"/> Excellent <input checked="" type="checkbox"/> Average <input type="checkbox"/> Fair <input type="checkbox"/> Poor
IMPACTS & MITIGATIONS			Twig/ Branch Dieback:	<input type="checkbox"/> None <input type="checkbox"/> Minor <input checked="" type="checkbox"/> Moderate <input type="checkbox"/> Extensive
In Impacted Area: <input type="checkbox"/> Yes <input type="checkbox"/> No n/a			Leaf Size:	<input checked="" type="checkbox"/> Normal <input type="checkbox"/> Small
Proposed Land Use: n/a			Heart Rot:	<input type="checkbox"/> No <input checked="" type="checkbox"/> Yes
Impacts: n/a			Insects:	<input type="checkbox"/> Minor <input checked="" type="checkbox"/> Moderate <input type="checkbox"/> Extensive <input type="checkbox"/> None
Mitigations: n/a			Exudations:	<input checked="" type="checkbox"/> No <input type="checkbox"/> Yes

Comments & Notes: canopy to SE

¹⁹⁹ Health: A = Outstanding; B = Above Average; C = Average; D = Below Average; F = Dead

²⁰⁰ Decurrent = Lacking Strong Central Leader. Excurrent = Strong Central Leader.

²⁰¹ Aesthetic (compared to standard tree of same species) : A = nearly symmetrical, healthy tree – F = Dead

Trunk dbh must be 4" to be included – cumulative diameters. *Juglans nigra*; *Platanus racemosa*; *Umbellularia californica*; native *Quercus sp.* Except scrub oaks not protected.

TREE FIELD DATA WORKSHEET (City of L.A.)

LDC Project No. 10003-001

Survey Date: 4/13/11

Tree Number: 268

GENERAL CHARACTERISTICS					
Species: <input checked="" type="checkbox"/> <i>Q. agrifolia</i> <input type="checkbox"/> <i>Q. lobata</i>			Health Rating ²⁰² : <input type="checkbox"/> A <input checked="" type="checkbox"/> B <input type="checkbox"/> C <input type="checkbox"/> D <input type="checkbox"/> F		
<input type="checkbox"/> <i>Ca. Sycamore</i> <input type="checkbox"/> <i>Ca. Bay</i> <input type="checkbox"/> <i>Ca. Black Walnut</i>			Form: <input type="checkbox"/> symmetric <input checked="" type="checkbox"/> minor asymmetry		
Trunk Count: 2 Height (ft.): 28			<input type="checkbox"/> major asymmetry <input type="checkbox"/> stump sprout		
Trunk DBH (in.): 8, 9			<input type="checkbox"/> stag-head		
Percent Canopy Cover: 80%			Crown Class ²⁰³ : <input checked="" type="checkbox"/> Decurrent <input type="checkbox"/> Excurrent		
Existing Terrain: <input type="checkbox"/> Flat <input checked="" type="checkbox"/> Slope			Age Class: <input type="checkbox"/> immature <input checked="" type="checkbox"/> semi-mature		
Aesthetic Rating ²⁰⁴ : <input type="checkbox"/> A <input checked="" type="checkbox"/> B <input type="checkbox"/> C <input type="checkbox"/> D <input type="checkbox"/> F			<input type="checkbox"/> mature <input type="checkbox"/> over-mature/senescent		
Overall Grade: <input type="checkbox"/> A <input checked="" type="checkbox"/> B <input type="checkbox"/> C <input type="checkbox"/> D <input type="checkbox"/> F			Heritage Tree: <input checked="" type="checkbox"/> No <input type="checkbox"/> Yes		
CANOPY CHARACTERISTICS			TREE HEALTH		
	Dripline Radius (Feet)	Canopy to Grade (Feet)	Wound Wood Development:	Excellent <input type="checkbox"/>	<input checked="" type="checkbox"/> Average <input type="checkbox"/>
				Poor <input type="checkbox"/>	<input type="checkbox"/> None <input type="checkbox"/>
N	4		Foliage Density:	<input checked="" type="checkbox"/> Normal	<input type="checkbox"/> Sparse
NE			Weak crotches:	<input checked="" type="checkbox"/> No	<input type="checkbox"/> Yes
E	24		Oak Pit Scale:	<input checked="" type="checkbox"/> No	<input type="checkbox"/> Yes
SE			Mainstem dieback:	<input type="checkbox"/> No	<input checked="" type="checkbox"/> Yes
S	15		Exposed Roots:	<input checked="" type="checkbox"/> No	<input type="checkbox"/> Yes
SW			Epicormic growth:	<input type="checkbox"/> No	<input checked="" type="checkbox"/> Yes
W	20		Shading Out:	<input type="checkbox"/> No	<input checked="" type="checkbox"/> Yes
NW			Cavities: <input checked="" type="checkbox"/> None	<input type="checkbox"/> Trunk	<input type="checkbox"/> Branch
			Exfoliating Bark:	<input checked="" type="checkbox"/> No	<input type="checkbox"/> Yes
CANOPY SPREAD (FEET): 44			Water Pocket(s):	<input checked="" type="checkbox"/> No	<input type="checkbox"/> Yes
PROPOSED ACTIONS			Mechanical Damage:	<input type="checkbox"/> Trunk	<input type="checkbox"/> Branch
Monitor for Progress:				<input checked="" type="checkbox"/> None	
Treat Infestations:			Canker/Galls:	<input checked="" type="checkbox"/> No	<input type="checkbox"/> Yes
Remove Deadwood:			Fungus:	<input checked="" type="checkbox"/> No	<input type="checkbox"/> Yes
Support Structure:			Vigor:	<input type="checkbox"/> Excellent	<input checked="" type="checkbox"/> Average
				<input type="checkbox"/> Fair	<input type="checkbox"/> Poor
IMPACTS & MITIGATIONS			Twig/ Branch Dieback:	<input type="checkbox"/> None	<input checked="" type="checkbox"/> Minor
				<input type="checkbox"/> Moderate	<input type="checkbox"/> Extensive
In Impacted Area: <input type="checkbox"/> Yes <input type="checkbox"/> No n/a			Leaf Size:	<input checked="" type="checkbox"/> Normal	<input type="checkbox"/> Small
Proposed Land Use: n/a			Heart Rot:	<input checked="" type="checkbox"/> No	<input type="checkbox"/> Yes
Impacts: n/a			Insects:	<input checked="" type="checkbox"/> Minor	<input type="checkbox"/> Moderate
				<input type="checkbox"/> Extensive	<input type="checkbox"/> None
Mitigations: n/a			Exudations:	<input checked="" type="checkbox"/> No	<input type="checkbox"/> Yes

Comments & Notes:

²⁰² Health: A =Outstanding; B = Above Average; C = Average; D = Below Average; F = Dead

²⁰³ Decurrent = Lacking Strong Central Leader. Excurrent = Strong Central Leader.

²⁰⁴ Aesthetic (compared to standard tree of same species) : A = nearly symmetrical, healthy tree – F = Dead

Trunk dbh must be 4" to be included – cumulative diameters. *Juglans nigra*; *Platanus racemosa*; *Umbellularia californica*; native *Quercus sp.* Except scrub oaks not protected.

Survey Date: 4/13/11

Tree Number: 269

GENERAL CHARACTERISTICS				
Species: <input checked="" type="checkbox"/> <i>Q. agrifolia</i> <input type="checkbox"/> <i>Q. lobata</i>			Health Rating ²⁰⁵ : <input type="checkbox"/> A <input checked="" type="checkbox"/> B <input type="checkbox"/> C <input type="checkbox"/> D <input type="checkbox"/> F	
<input type="checkbox"/> <i>Ca. Sycamore</i> <input type="checkbox"/> <i>Ca. Bay</i> <input type="checkbox"/> <i>Ca. Black Walnut</i>			Form: <input checked="" type="checkbox"/> symmetric <input type="checkbox"/> minor asymmetry	
Trunk Count: 2 Height (ft.): 25			<input type="checkbox"/> major asymmetry <input type="checkbox"/> stump sprout	
Trunk DBH (in.): 9, 1			<input type="checkbox"/> stag-head	
Percent Canopy Cover: 95%			Crown Class ²⁰⁶ : <input checked="" type="checkbox"/> Decurrent <input type="checkbox"/> Excurrent	
Existing Terrain: <input type="checkbox"/> Flat <input checked="" type="checkbox"/> Slope			Age Class: <input type="checkbox"/> immature <input checked="" type="checkbox"/> semi-mature	
Aesthetic Rating ²⁰⁷ : <input type="checkbox"/> A <input checked="" type="checkbox"/> B <input type="checkbox"/> C <input type="checkbox"/> D <input type="checkbox"/> F			<input type="checkbox"/> mature <input type="checkbox"/> over-mature/senescent	
Overall Grade: <input type="checkbox"/> A <input checked="" type="checkbox"/> B <input type="checkbox"/> C <input type="checkbox"/> D <input type="checkbox"/> F			Heritage Tree: <input checked="" type="checkbox"/> No <input type="checkbox"/> Yes	
CANOPY CHARACTERISTICS			TREE HEALTH	
	Dripline Radius (Feet)	Canopy to Grade (Feet)	Wound Wood Development:	Excellent <input type="checkbox"/> Average <input checked="" type="checkbox"/> Poor <input type="checkbox"/> None <input type="checkbox"/>
N	10		Foliage Density:	<input checked="" type="checkbox"/> Normal <input type="checkbox"/> Sparse
NE			Weak crotches:	<input checked="" type="checkbox"/> No <input type="checkbox"/> Yes
E	8		Oak Pit Scale:	<input checked="" type="checkbox"/> No <input type="checkbox"/> Yes
SE			Mainstem dieback:	<input checked="" type="checkbox"/> No <input type="checkbox"/> Yes
S	12		Exposed Roots:	<input checked="" type="checkbox"/> No <input type="checkbox"/> Yes
SW			Epicormic growth:	<input checked="" type="checkbox"/> No <input type="checkbox"/> Yes
W	12		Shading Out:	<input checked="" type="checkbox"/> No <input type="checkbox"/> Yes
NW			Cavities: <input checked="" type="checkbox"/> None <input type="checkbox"/> Trunk <input type="checkbox"/> Branch	
CANOPY SPREAD (FEET): 22			Exfoliating Bark:	<input checked="" type="checkbox"/> No <input type="checkbox"/> Yes
PROPOSED ACTIONS			Water Pocket(s):	<input checked="" type="checkbox"/> No <input type="checkbox"/> Yes
Monitor for Progress: <input type="checkbox"/> Yes <input type="checkbox"/> No			Mechanical Damage:	<input type="checkbox"/> Trunk <input checked="" type="checkbox"/> Branch <input type="checkbox"/> None
Treat Infestations: <input type="checkbox"/> Yes <input type="checkbox"/> No			Canker/Galls:	<input checked="" type="checkbox"/> No <input type="checkbox"/> Yes
Remove Deadwood: <input type="checkbox"/> Yes <input type="checkbox"/> No			Fungus:	<input checked="" type="checkbox"/> No <input type="checkbox"/> Yes
Support Structure: <input type="checkbox"/> Yes <input type="checkbox"/> No			Vigor:	<input type="checkbox"/> Excellent <input checked="" type="checkbox"/> Average <input type="checkbox"/> Fair <input type="checkbox"/> Poor
IMPACTS & MITIGATIONS			Twig/ Branch Dieback:	<input type="checkbox"/> None <input checked="" type="checkbox"/> Minor <input type="checkbox"/> Moderate <input type="checkbox"/> Extensive
In Impacted Area: <input type="checkbox"/> Yes <input type="checkbox"/> No n/a			Leaf Size:	<input checked="" type="checkbox"/> Normal <input type="checkbox"/> Small
Proposed Land Use: n/a			Heart Rot:	<input checked="" type="checkbox"/> No <input type="checkbox"/> Yes
Impacts: n/a			Insects:	<input checked="" type="checkbox"/> Minor <input type="checkbox"/> Moderate <input type="checkbox"/> Extensive <input type="checkbox"/> None
Mitigations: n/a			Exudations:	<input checked="" type="checkbox"/> No <input type="checkbox"/> Yes

Comments & Notes: small trunk (sprout) coming from main trunk

²⁰⁵ Health: A = Outstanding; B = Above Average; C = Average; D = Below Average; F = Dead

²⁰⁶ Decurrent = Lacking Strong Central Leader. Excurrent = Strong Central Leader.

²⁰⁷ Aesthetic (compared to standard tree of same species) : A = nearly symmetrical, healthy tree – F = Dead

Trunk dbh must be 4" to be included – cumulative diameters. *Juglans nigra*; *Platanus racemosa*; *Umbellularia californica*; native *Quercus sp.* Except scrub oaks not protected.

TREE FIELD DATA WORKSHEET (City of L.A.)

LDC Project No. 10003-001

Survey Date: 4/13/11

Tree Number: 270

GENERAL CHARACTERISTICS					
Species: <input type="checkbox"/> <i>Q. agrifolia</i> <input type="checkbox"/> <i>Q. lobata</i>			Health Rating ²⁰⁸ : <input type="checkbox"/> A <input type="checkbox"/> B <input checked="" type="checkbox"/> C <input type="checkbox"/> D <input type="checkbox"/> F		
<input type="checkbox"/> <i>Ca. Sycamore</i> <input type="checkbox"/> <i>Ca. Bay</i> <input checked="" type="checkbox"/> <i>Ca. Black Walnut</i>			Form: <input checked="" type="checkbox"/> symmetric <input type="checkbox"/> minor asymmetry		
Trunk Count: 2 Height (ft.): 18			<input type="checkbox"/> major asymmetry <input type="checkbox"/> stump sprout		
Trunk DBH (in.): 3, 1			<input type="checkbox"/> stag-head		
Percent Canopy Cover: 85%			Crown Class ²⁰⁹ : <input checked="" type="checkbox"/> Decurrent <input type="checkbox"/> Excurrent		
Existing Terrain: <input type="checkbox"/> Flat <input checked="" type="checkbox"/> Slope			Age Class: <input checked="" type="checkbox"/> immature <input type="checkbox"/> semi-mature		
Aesthetic Rating ²¹⁰ : <input type="checkbox"/> A <input checked="" type="checkbox"/> B <input type="checkbox"/> C <input type="checkbox"/> D <input type="checkbox"/> F			<input type="checkbox"/> mature <input type="checkbox"/> over-mature/senescent		
Overall Grade: <input type="checkbox"/> A <input type="checkbox"/> B <input checked="" type="checkbox"/> C <input type="checkbox"/> D <input type="checkbox"/> F			Heritage Tree: <input checked="" type="checkbox"/> No <input type="checkbox"/> Yes		
CANOPY CHARACTERISTICS			TREE HEALTH		
	Dripline Radius (Feet)	Canopy to Grade (Feet)	Wound Wood Development:	Excellent <input type="checkbox"/> Average <input checked="" type="checkbox"/>	
				Poor <input type="checkbox"/> None <input type="checkbox"/>	
N	4		Foliage Density:	<input checked="" type="checkbox"/> Normal <input type="checkbox"/> Sparse	
NE			Weak crotches:	<input checked="" type="checkbox"/> No <input type="checkbox"/> Yes	
E	4		Oak Pit Scale:	<input checked="" type="checkbox"/> No <input type="checkbox"/> Yes	
SE			Mainstem dieback:	<input checked="" type="checkbox"/> No <input type="checkbox"/> Yes	
S	5		Exposed Roots:	<input checked="" type="checkbox"/> No <input type="checkbox"/> Yes	
SW			Epicormic growth:	<input checked="" type="checkbox"/> No <input type="checkbox"/> Yes	
W	5		Shading Out:	<input checked="" type="checkbox"/> No <input type="checkbox"/> Yes	
NW			Cavities: <input checked="" type="checkbox"/> None <input type="checkbox"/> Trunk <input type="checkbox"/> Branch		
			Exfoliating Bark:	<input checked="" type="checkbox"/> No <input type="checkbox"/> Yes	
CANOPY SPREAD (FEET): 9			Water Pocket(s):	<input checked="" type="checkbox"/> No <input type="checkbox"/> Yes	
PROPOSED ACTIONS			Mechanical Damage:	<input checked="" type="checkbox"/> Trunk <input checked="" type="checkbox"/> Branch	
Monitor for Progress:			<input checked="" type="checkbox"/> Yes <input type="checkbox"/> No	<input type="checkbox"/> None	
Treat Infestations:			<input type="checkbox"/> Yes <input type="checkbox"/> No	Canker/Galls:	<input checked="" type="checkbox"/> No <input type="checkbox"/> Yes
Remove Deadwood:			<input type="checkbox"/> Yes <input type="checkbox"/> No	Fungus:	<input checked="" type="checkbox"/> No <input type="checkbox"/> Yes
Support Structure:			<input type="checkbox"/> Yes <input type="checkbox"/> No	Vigor:	<input checked="" type="checkbox"/> Excellent <input type="checkbox"/> Average
IMPACTS & MITIGATIONS				<input type="checkbox"/> Fair <input type="checkbox"/> Poor	
In Impacted Area: <input type="checkbox"/> Yes <input type="checkbox"/> No n/a			Twig/ Branch Dieback:	<input checked="" type="checkbox"/> None <input type="checkbox"/> Minor	
Proposed Land Use: n/a				<input type="checkbox"/> Moderate <input type="checkbox"/> Extensive	
Impacts: n/a			Leaf Size:	<input checked="" type="checkbox"/> Normal <input type="checkbox"/> Small	
Mitigations: n/a			Heart Rot:	<input checked="" type="checkbox"/> No <input type="checkbox"/> Yes	
			Insects:	<input type="checkbox"/> Minor <input type="checkbox"/> Moderate	
				<input type="checkbox"/> Extensive <input checked="" type="checkbox"/> None	
			Exudations:	<input checked="" type="checkbox"/> No <input type="checkbox"/> Yes	

Comments & Notes: along adjacent property boundary (fence); cut branches off main trunk; mechanical damage on both trunks

²⁰⁸ Health: A = Outstanding; B = Above Average; C = Average; D = Below Average; F = Dead

²⁰⁹ Decurrent = Lacking Strong Central Leader. Excurrent = Strong Central Leader.

²¹⁰ Aesthetic (compared to standard tree of same species) : A = nearly symmetrical, healthy tree – F = Dead

Trunk dbh must be 4" to be included – cumulative diameters. *Juglans nigra*; *Platanus racemosa*; *Umbellularia californica*; native *Quercus sp.* Except scrub oaks not protected.

Survey Date: 4/13/11

Tree Number: 271

GENERAL CHARACTERISTICS				
Species: <input checked="" type="checkbox"/> <i>Q. agrifolia</i> <input type="checkbox"/> <i>Q. lobata</i>			Health Rating ²¹¹ : <input type="checkbox"/> A <input checked="" type="checkbox"/> B <input type="checkbox"/> C <input type="checkbox"/> D <input type="checkbox"/> F	
<input type="checkbox"/> <i>Ca. Sycamore</i> <input type="checkbox"/> <i>Ca. Bay</i> <input type="checkbox"/> <i>Ca. Black Walnut</i>			Form: <input type="checkbox"/> symmetric <input checked="" type="checkbox"/> minor asymmetry	
Trunk Count: 2 Height (ft.): 45			<input type="checkbox"/> major asymmetry <input type="checkbox"/> stump sprout	
Trunk DBH (in.): 13.5, 22			<input type="checkbox"/> stag-head	
Percent Canopy Cover: 85%			Crown Class ²¹² : <input checked="" type="checkbox"/> Decurrent <input type="checkbox"/> Excurrent	
Existing Terrain: <input type="checkbox"/> Flat <input checked="" type="checkbox"/> Slope			Age Class: <input type="checkbox"/> immature <input type="checkbox"/> semi-mature	
Aesthetic Rating ²¹³ : <input type="checkbox"/> A <input checked="" type="checkbox"/> B <input type="checkbox"/> C <input type="checkbox"/> D <input type="checkbox"/> F			<input checked="" type="checkbox"/> mature <input type="checkbox"/> over-mature/senescent	
Overall Grade: <input type="checkbox"/> A <input checked="" type="checkbox"/> B <input type="checkbox"/> C <input type="checkbox"/> D <input type="checkbox"/> F			Heritage Tree: <input checked="" type="checkbox"/> No <input type="checkbox"/> Yes	
CANOPY CHARACTERISTICS			TREE HEALTH	
	Dripline Radius (Feet)	Canopy to Grade (Feet)	Wound Wood Development:	Excellent <input type="checkbox"/> Average <input checked="" type="checkbox"/> Poor <input type="checkbox"/> None <input type="checkbox"/>
N	32		Foliage Density:	<input checked="" type="checkbox"/> Normal <input type="checkbox"/> Sparse
NE			Weak crotches:	<input checked="" type="checkbox"/> No <input type="checkbox"/> Yes
E	20		Oak Pit Scale:	<input checked="" type="checkbox"/> No <input type="checkbox"/> Yes
SE			Mainstem dieback:	<input checked="" type="checkbox"/> No <input type="checkbox"/> Yes
S	11		Exposed Roots:	<input checked="" type="checkbox"/> No <input type="checkbox"/> Yes
SW			Epicormic growth:	<input type="checkbox"/> No <input checked="" type="checkbox"/> Yes
W	28		Shading Out:	<input checked="" type="checkbox"/> No <input type="checkbox"/> Yes
NW			Cavities: <input checked="" type="checkbox"/> None <input type="checkbox"/> Trunk <input type="checkbox"/> Branch	
CANOPY SPREAD (FEET): 48			Exfoliating Bark:	<input checked="" type="checkbox"/> No <input type="checkbox"/> Yes
PROPOSED ACTIONS			Water Pocket(s):	<input type="checkbox"/> No <input checked="" type="checkbox"/> Yes
Monitor for Progress: <input type="checkbox"/> Yes <input type="checkbox"/> No			Mechanical Damage:	<input type="checkbox"/> Trunk <input checked="" type="checkbox"/> Branch <input type="checkbox"/> None
Treat Infestations: <input type="checkbox"/> Yes <input type="checkbox"/> No			Canker/Galls:	<input checked="" type="checkbox"/> No <input type="checkbox"/> Yes
Remove Deadwood: <input type="checkbox"/> Yes <input type="checkbox"/> No			Fungus:	<input checked="" type="checkbox"/> No <input type="checkbox"/> Yes
Support Structure: <input type="checkbox"/> Yes <input type="checkbox"/> No			Vigor:	<input type="checkbox"/> Excellent <input checked="" type="checkbox"/> Average <input type="checkbox"/> Fair <input type="checkbox"/> Poor
IMPACTS & MITIGATIONS			Twig/ Branch Dieback:	<input type="checkbox"/> None <input checked="" type="checkbox"/> Minor <input type="checkbox"/> Moderate <input type="checkbox"/> Extensive
In Impacted Area: <input type="checkbox"/> Yes <input type="checkbox"/> No n/a			Leaf Size:	<input checked="" type="checkbox"/> Normal <input type="checkbox"/> Small
Proposed Land Use: n/a			Heart Rot:	<input checked="" type="checkbox"/> No <input type="checkbox"/> Yes
Impacts: n/a			Insects:	<input checked="" type="checkbox"/> Minor <input type="checkbox"/> Moderate <input type="checkbox"/> Extensive <input type="checkbox"/> None
Mitigations: n/a			Exudations:	<input type="checkbox"/> No <input checked="" type="checkbox"/> Yes

Comments & Notes: low branching on 22" trunk; slight bleeding on 22" trunk

²¹¹ Health: A = Outstanding; B = Above Average; C = Average; D = Below Average; F = Dead

²¹² Decurrent = Lacking Strong Central Leader. Excurrent = Strong Central Leader.

²¹³ Aesthetic (compared to standard tree of same species) : A = nearly symmetrical, healthy tree – F = Dead

Trunk dbh must be 4" to be included – cumulative diameters. *Juglans nigra*; *Platanus racemosa*; *Umbellularia californica*; native *Quercus sp.* Except scrub oaks not protected.

TREE FIELD DATA WORKSHEET (City of L.A.)

LDC Project No. 10003-001

Survey Date: 4/13/11

Tree Number: 272

GENERAL CHARACTERISTICS			TREE HEALTH		
Species: <input checked="" type="checkbox"/> <i>Q. agrifolia</i> <input type="checkbox"/> <i>Q. lobata</i>			Health Rating ²¹⁴ : <input type="checkbox"/> A <input checked="" type="checkbox"/> B <input type="checkbox"/> C <input type="checkbox"/> D <input type="checkbox"/> F		
<input type="checkbox"/> <i>Ca. Sycamore</i> <input type="checkbox"/> <i>Ca. Bay</i> <input type="checkbox"/> <i>Ca. Black Walnut</i>			Form: <input type="checkbox"/> symmetric <input checked="" type="checkbox"/> minor asymmetry		
Trunk Count: 1 Height (ft.): 23			<input type="checkbox"/> major asymmetry <input type="checkbox"/> stump sprout		
Trunk DBH (in.): 9			<input type="checkbox"/> stag-head		
Percent Canopy Cover: 80%			Crown Class ²¹⁵ : <input checked="" type="checkbox"/> Decurrent <input type="checkbox"/> Excurrent		
Existing Terrain: <input type="checkbox"/> Flat <input checked="" type="checkbox"/> Slope			Age Class: <input type="checkbox"/> immature <input checked="" type="checkbox"/> semi-mature		
Aesthetic Rating ²¹⁶ : <input type="checkbox"/> A <input type="checkbox"/> B <input checked="" type="checkbox"/> C <input type="checkbox"/> D <input type="checkbox"/> F			<input type="checkbox"/> mature <input type="checkbox"/> over-mature/senescent		
Overall Grade: <input type="checkbox"/> A <input type="checkbox"/> B <input checked="" type="checkbox"/> C+ <input type="checkbox"/> D <input type="checkbox"/> F			Heritage Tree: <input checked="" type="checkbox"/> No <input type="checkbox"/> Yes		
CANOPY CHARACTERISTICS			TREE HEALTH		
	Dripline Radius (Feet)	Canopy to Grade (Feet)	Wound Wood Development:	Excellent <input type="checkbox"/> Average <input checked="" type="checkbox"/>	Poor <input type="checkbox"/> None <input type="checkbox"/>
N	13		Foliage Density:	<input checked="" type="checkbox"/> Normal <input type="checkbox"/> Sparse	
NE			Weak crotches:	<input checked="" type="checkbox"/> No <input type="checkbox"/> Yes	
E	0		Oak Pit Scale:	<input checked="" type="checkbox"/> No <input type="checkbox"/> Yes	
SE			Mainstem dieback:	<input checked="" type="checkbox"/> No <input type="checkbox"/> Yes	
S	11		Exposed Roots:	<input checked="" type="checkbox"/> No <input type="checkbox"/> Yes	
SW			Epicormic growth:	<input type="checkbox"/> No <input checked="" type="checkbox"/> Yes	
W	16		Shading Out:	<input type="checkbox"/> No <input checked="" type="checkbox"/> Yes	
NW			Cavities: <input type="checkbox"/> None <input type="checkbox"/> Trunk <input checked="" type="checkbox"/> Branch		
CANOPY SPREAD (FEET): 24			Exfoliating Bark:	<input checked="" type="checkbox"/> No <input type="checkbox"/> Yes	
PROPOSED ACTIONS			Water Pocket(s):	<input checked="" type="checkbox"/> No <input type="checkbox"/> Yes	
Monitor for Progress:	<input type="checkbox"/> Yes <input type="checkbox"/> No		Mechanical Damage:	<input type="checkbox"/> Trunk <input type="checkbox"/> Branch	<input checked="" type="checkbox"/> None
Treat Infestations:	<input type="checkbox"/> Yes <input type="checkbox"/> No		Canker/Galls:	<input checked="" type="checkbox"/> No <input type="checkbox"/> Yes	
Remove Deadwood:	<input type="checkbox"/> Yes <input type="checkbox"/> No		Fungus:	<input checked="" type="checkbox"/> No <input type="checkbox"/> Yes	
Support Structure:	<input type="checkbox"/> Yes <input type="checkbox"/> No		Vigor:	<input type="checkbox"/> Excellent <input checked="" type="checkbox"/> Average	<input type="checkbox"/> Fair <input type="checkbox"/> Poor
IMPACTS & MITIGATIONS			Twig/ Branch Dieback:	<input type="checkbox"/> None <input checked="" type="checkbox"/> Minor	<input type="checkbox"/> Moderate <input type="checkbox"/> Extensive
In Impacted Area:	<input type="checkbox"/> Yes <input type="checkbox"/> No n/a		Leaf Size:	<input checked="" type="checkbox"/> Normal <input type="checkbox"/> Small	
Proposed Land Use:	n/a		Heart Rot:	<input checked="" type="checkbox"/> No <input type="checkbox"/> Yes	
Impacts:	n/a		Insects:	<input checked="" type="checkbox"/> Minor <input type="checkbox"/> Moderate	<input type="checkbox"/> Extensive <input type="checkbox"/> None
Mitigations:	n/a		Exudations:	<input checked="" type="checkbox"/> No <input type="checkbox"/> Yes	

Comments & Notes: adjacent to large elderberry

²¹⁴ Health: A =Outstanding; B = Above Average; C = Average; D = Below Average; F = Dead

²¹⁵ Decurrent = Lacking Strong Central Leader. Excurrent = Strong Central Leader.

²¹⁶ Aesthetic (compared to standard tree of same species) : A = nearly symmetrical, healthy tree – F = Dead

Trunk dbh must be 4" to be included – cumulative diameters. *Juglans nigra*; *Platanus racemosa*; *Umbellularia californica*; native *Quercus sp.* Except scrub oaks not protected.

Survey Date: 4/13/11

Tree Number: 273

GENERAL CHARACTERISTICS				
Species: <input checked="" type="checkbox"/> <i>Q. agrifolia</i> <input type="checkbox"/> <i>Q. lobata</i>			Health Rating ²¹⁷ : <input type="checkbox"/> A <input checked="" type="checkbox"/> B <input type="checkbox"/> C <input type="checkbox"/> D <input type="checkbox"/> F	
<input type="checkbox"/> <i>Ca. Sycamore</i> <input type="checkbox"/> <i>Ca. Bay</i> <input type="checkbox"/> <i>Ca. Black Walnut</i>			Form: <input checked="" type="checkbox"/> symmetric <input type="checkbox"/> minor asymmetry	
Trunk Count: 1 Height (ft.): 45			<input type="checkbox"/> major asymmetry <input type="checkbox"/> stump sprout	
Trunk DBH (in.): 26			<input type="checkbox"/> stag-head	
Percent Canopy Cover: 85%			Crown Class ²¹⁸ : <input checked="" type="checkbox"/> Decurrent <input type="checkbox"/> Excurrent	
Existing Terrain: <input type="checkbox"/> Flat <input checked="" type="checkbox"/> Slope			Age Class: <input type="checkbox"/> immature <input type="checkbox"/> semi-mature	
Aesthetic Rating ²¹⁹ : <input checked="" type="checkbox"/> A <input type="checkbox"/> B <input type="checkbox"/> C <input type="checkbox"/> D <input type="checkbox"/> F			<input checked="" type="checkbox"/> mature <input type="checkbox"/> over-mature/senescent	
Overall Grade: <input type="checkbox"/> A <input checked="" type="checkbox"/> B <input type="checkbox"/> C <input type="checkbox"/> D <input type="checkbox"/> F			Heritage Tree: <input checked="" type="checkbox"/> No <input type="checkbox"/> Yes	
CANOPY CHARACTERISTICS			TREE HEALTH	
	Dripline Radius (Feet)	Canopy to Grade (Feet)	Wound Wood Development:	Excellent <input type="checkbox"/> Average <input checked="" type="checkbox"/> Poor <input type="checkbox"/> None <input type="checkbox"/>
N	42		Foliage Density:	<input checked="" type="checkbox"/> Normal <input type="checkbox"/> Sparse
NE			Weak crotches:	<input checked="" type="checkbox"/> No <input type="checkbox"/> Yes
E	22		Oak Pit Scale:	<input checked="" type="checkbox"/> No <input type="checkbox"/> Yes
SE			Mainstem dieback:	<input checked="" type="checkbox"/> No <input type="checkbox"/> Yes
S	24		Exposed Roots:	<input checked="" type="checkbox"/> No <input type="checkbox"/> Yes
SW			Epicormic growth:	<input checked="" type="checkbox"/> No <input type="checkbox"/> Yes
W	43		Shading Out:	<input checked="" type="checkbox"/> No <input type="checkbox"/> Yes
NW			Cavities: <input checked="" type="checkbox"/> None <input type="checkbox"/> Trunk <input type="checkbox"/> Branch	
CANOPY SPREAD (FEET): 66			Exfoliating Bark:	<input checked="" type="checkbox"/> No <input type="checkbox"/> Yes
PROPOSED ACTIONS			Water Pocket(s):	<input type="checkbox"/> No <input checked="" type="checkbox"/> Yes
Monitor for Progress:	<input type="checkbox"/> Yes <input type="checkbox"/> No		Mechanical Damage:	<input type="checkbox"/> Trunk <input checked="" type="checkbox"/> Branch <input type="checkbox"/> None
Treat Infestations:	<input type="checkbox"/> Yes <input type="checkbox"/> No		Canker/Galls:	<input checked="" type="checkbox"/> No <input type="checkbox"/> Yes
Remove Deadwood:	<input type="checkbox"/> Yes <input type="checkbox"/> No		Fungus:	<input checked="" type="checkbox"/> No <input type="checkbox"/> Yes
Support Structure:	<input type="checkbox"/> Yes <input type="checkbox"/> No		Vigor:	<input type="checkbox"/> Excellent <input checked="" type="checkbox"/> Average <input type="checkbox"/> Fair <input type="checkbox"/> Poor
IMPACTS & MITIGATIONS			Twig/ Branch Dieback:	<input type="checkbox"/> None <input checked="" type="checkbox"/> Minor <input type="checkbox"/> Moderate <input type="checkbox"/> Extensive
In Impacted Area:	<input type="checkbox"/> Yes <input type="checkbox"/> No n/a		Leaf Size:	<input checked="" type="checkbox"/> Normal <input type="checkbox"/> Small
Proposed Land Use:	n/a		Heart Rot:	<input checked="" type="checkbox"/> No <input type="checkbox"/> Yes
Impacts:	n/a		Insects:	<input checked="" type="checkbox"/> Minor <input type="checkbox"/> Moderate <input type="checkbox"/> Extensive <input type="checkbox"/> None
Mitigations:	n/a		Exudations:	<input checked="" type="checkbox"/> No <input type="checkbox"/> Yes

Comments & Notes: measured at 3' due to low branching.

²¹⁷ Health: A = Outstanding; B = Above Average; C = Average; D = Below Average; F = Dead

²¹⁸ Decurrent = Lacking Strong Central Leader. Excurrent = Strong Central Leader.

²¹⁹ Aesthetic (compared to standard tree of same species) : A = nearly symmetrical, healthy tree – F = Dead

Trunk dbh must be 4" to be included – cumulative diameters. *Juglans nigra*; *Platanus racemosa*; *Umbellularia californica*; native *Quercus sp.* Except scrub oaks not protected.

TREE FIELD DATA WORKSHEET (City of L.A.)

LDC Project No. 10003-001

Survey Date: 4/13/11

Tree Number: 274

GENERAL CHARACTERISTICS					
Species: <input type="checkbox"/> <i>Q. agrifolia</i> <input type="checkbox"/> <i>Q. lobata</i>			Health Rating ²²⁰ : <input type="checkbox"/> A <input type="checkbox"/> B <input type="checkbox"/> C <input checked="" type="checkbox"/> D <input type="checkbox"/> F		
<input type="checkbox"/> <i>Ca. Sycamore</i> <input type="checkbox"/> <i>Ca. Bay</i> <input checked="" type="checkbox"/> <i>Ca. Black Walnut</i>			Form: <input type="checkbox"/> symmetric <input type="checkbox"/> minor asymmetry		
Trunk Count: 2 Height (ft.): 30			<input checked="" type="checkbox"/> major asymmetry <input type="checkbox"/> stump sprout		
Trunk DBH (in.): 8, 8			<input type="checkbox"/> stag-head		
Percent Canopy Cover: 70%			Crown Class ²²¹ : <input checked="" type="checkbox"/> Decurrent <input type="checkbox"/> Excurrent		
Existing Terrain: <input type="checkbox"/> Flat <input checked="" type="checkbox"/> Slope			Age Class: <input type="checkbox"/> immature <input checked="" type="checkbox"/> semi-mature		
Aesthetic Rating ²²² : <input type="checkbox"/> A <input type="checkbox"/> B <input type="checkbox"/> C <input checked="" type="checkbox"/> D <input type="checkbox"/> F			<input type="checkbox"/> mature <input type="checkbox"/> over-mature/senescent		
Overall Grade: <input type="checkbox"/> A <input type="checkbox"/> B <input type="checkbox"/> C <input checked="" type="checkbox"/> D <input type="checkbox"/> F			Heritage Tree: <input checked="" type="checkbox"/> No <input type="checkbox"/> Yes		
CANOPY CHARACTERISTICS			TREE HEALTH		
	Dripline Radius (Feet)	Canopy to Grade (Feet)	Wound Wood Development:	Excellent <input type="checkbox"/> Average <input checked="" type="checkbox"/>	Poor <input type="checkbox"/> None <input type="checkbox"/>
N	0		Foliage Density:	<input checked="" type="checkbox"/> Normal <input type="checkbox"/> Sparse	
NE			Weak crotches:	<input checked="" type="checkbox"/> No <input type="checkbox"/> Yes	
E	15		Oak Pit Scale:	<input checked="" type="checkbox"/> No <input type="checkbox"/> Yes	
SE			Mainstem dieback:	<input type="checkbox"/> No <input checked="" type="checkbox"/> Yes	
S	28		Exposed Roots:	<input checked="" type="checkbox"/> No <input type="checkbox"/> Yes	
SW			Epicormic growth:	<input type="checkbox"/> No <input checked="" type="checkbox"/> Yes	
W	0		Shading Out:	<input type="checkbox"/> No <input checked="" type="checkbox"/> Yes	
NW			Cavities: <input checked="" type="checkbox"/> None	<input type="checkbox"/> Trunk <input type="checkbox"/> Branch	
CANOPY SPREAD (FEET): 28			Exfoliating Bark:	<input checked="" type="checkbox"/> No <input type="checkbox"/> Yes	
PROPOSED ACTIONS			Water Pocket(s):	<input checked="" type="checkbox"/> No <input type="checkbox"/> Yes	
Monitor for Progress: <input type="checkbox"/> Yes <input type="checkbox"/> No			Mechanical Damage:	<input type="checkbox"/> Trunk <input checked="" type="checkbox"/> Branch	<input checked="" type="checkbox"/> None
Treat Infestations: <input type="checkbox"/> Yes <input type="checkbox"/> No			Canker/Galls:	<input type="checkbox"/> No <input checked="" type="checkbox"/> Yes	
Remove Deadwood: <input type="checkbox"/> Yes <input type="checkbox"/> No			Fungus:	<input checked="" type="checkbox"/> No <input type="checkbox"/> Yes	
Support Structure: <input type="checkbox"/> Yes <input type="checkbox"/> No			Vigor:	<input type="checkbox"/> Excellent <input type="checkbox"/> Average	<input checked="" type="checkbox"/> Fair <input type="checkbox"/> Poor
IMPACTS & MITIGATIONS			Twig/ Branch Dieback:	<input type="checkbox"/> None <input type="checkbox"/> Minor	<input checked="" type="checkbox"/> Moderate <input type="checkbox"/> Extensive
In Impacted Area: <input type="checkbox"/> Yes <input type="checkbox"/> No n/a			Leaf Size:	<input checked="" type="checkbox"/> Normal <input type="checkbox"/> Small	
Proposed Land Use: n/a			Heart Rot:	<input checked="" type="checkbox"/> No <input type="checkbox"/> Yes	
Impacts: n/a			Insects:	<input type="checkbox"/> Minor <input checked="" type="checkbox"/> Moderate	<input type="checkbox"/> Extensive <input type="checkbox"/> None
Mitigations: n/a			Exudations:	<input checked="" type="checkbox"/> No <input type="checkbox"/> Yes	

Comments & Notes: 1 trunk growing along ground/slope; broken branches

²²⁰ Health: A = Outstanding; B = Above Average; C = Average; D = Below Average; F = Dead

²²¹ Decurrent = Lacking Strong Central Leader. Excurrent = Strong Central Leader.

²²² Aesthetic (compared to standard tree of same species) : A = nearly symmetrical, healthy tree – F = Dead

Trunk dbh must be 4" to be included – cumulative diameters. *Juglans nigra*; *Platanus racemosa*; *Umbellularia californica*; native *Quercus sp.* Except scrub oaks not protected.

Survey Date: 4/13/11

Tree Number: 275

GENERAL CHARACTERISTICS				
Species: <input checked="" type="checkbox"/> <i>Q. agrifolia</i> <input type="checkbox"/> <i>Q. lobata</i>			Health Rating ²²³ : <input type="checkbox"/> A <input type="checkbox"/> B <input checked="" type="checkbox"/> C <input type="checkbox"/> D <input type="checkbox"/> F	
<input type="checkbox"/> <i>Ca. Sycamore</i> <input type="checkbox"/> <i>Ca. Bay</i> <input type="checkbox"/> <i>Ca. Black Walnut</i>			Form: <input type="checkbox"/> symmetric <input type="checkbox"/> minor asymmetry	
Trunk Count: 1 Height (ft.): 25			<input checked="" type="checkbox"/> major asymmetry <input type="checkbox"/> stump sprout	
Trunk DBH (in.): 13			<input type="checkbox"/> stag-head	
Percent Canopy Cover: 65%			Crown Class ²²⁴ : <input checked="" type="checkbox"/> Decurrent <input type="checkbox"/> Excurrent	
Existing Terrain: <input type="checkbox"/> Flat <input checked="" type="checkbox"/> Slope			Age Class: <input type="checkbox"/> immature <input type="checkbox"/> semi-mature	
Aesthetic Rating ²²⁵ : <input type="checkbox"/> A <input type="checkbox"/> B <input checked="" type="checkbox"/> C <input type="checkbox"/> D <input type="checkbox"/> F			<input checked="" type="checkbox"/> mature <input type="checkbox"/> over-mature/senescent	
Overall Grade: <input type="checkbox"/> A <input type="checkbox"/> B <input checked="" type="checkbox"/> C <input type="checkbox"/> D <input type="checkbox"/> F			Heritage Tree: <input checked="" type="checkbox"/> No <input type="checkbox"/> Yes	
CANOPY CHARACTERISTICS			TREE HEALTH	
	Dripline Radius (Feet)	Canopy to Grade (Feet)	Wound Wood Development:	Excellent <input type="checkbox"/> Average <input type="checkbox"/> Poor <input checked="" type="checkbox"/> None <input type="checkbox"/>
N	4		Foliage Density:	<input type="checkbox"/> Normal <input checked="" type="checkbox"/> Sparse
NE			Weak crotches:	<input checked="" type="checkbox"/> No <input type="checkbox"/> Yes
E	31		Oak Pit Scale:	<input checked="" type="checkbox"/> No <input type="checkbox"/> Yes
SE			Mainstem dieback:	<input type="checkbox"/> No <input checked="" type="checkbox"/> Yes
S	15		Exposed Roots:	<input checked="" type="checkbox"/> No <input type="checkbox"/> Yes
SW			Epicormic growth:	<input type="checkbox"/> No <input checked="" type="checkbox"/> Yes
W	8		Shading Out:	<input type="checkbox"/> No <input checked="" type="checkbox"/> Yes
NW			Cavities: <input checked="" type="checkbox"/> None	<input type="checkbox"/> Trunk <input type="checkbox"/> Branch
CANOPY SPREAD (FEET): 39			Exfoliating Bark:	<input type="checkbox"/> No <input checked="" type="checkbox"/> Yes
PROPOSED ACTIONS			Water Pocket(s):	<input checked="" type="checkbox"/> No <input type="checkbox"/> Yes
Monitor for Progress: <input type="checkbox"/> Yes <input type="checkbox"/> No			Mechanical Damage:	<input type="checkbox"/> Trunk <input checked="" type="checkbox"/> Branch <input type="checkbox"/> None
Treat Infestations: <input type="checkbox"/> Yes <input type="checkbox"/> No			Canker/Galls:	<input checked="" type="checkbox"/> No <input type="checkbox"/> Yes
Remove Deadwood: <input type="checkbox"/> Yes <input type="checkbox"/> No			Fungus:	<input checked="" type="checkbox"/> No <input type="checkbox"/> Yes
Support Structure: <input type="checkbox"/> Yes <input type="checkbox"/> No			Vigor:	<input type="checkbox"/> Excellent <input type="checkbox"/> Average <input checked="" type="checkbox"/> Fair <input type="checkbox"/> Poor
IMPACTS & MITIGATIONS			Twig/ Branch Dieback:	<input type="checkbox"/> None <input type="checkbox"/> Minor <input checked="" type="checkbox"/> Moderate <input type="checkbox"/> Extensive
In Impacted Area: <input type="checkbox"/> Yes <input type="checkbox"/> No n/a			Leaf Size:	<input checked="" type="checkbox"/> Normal <input type="checkbox"/> Small
Proposed Land Use: n/a			Heart Rot:	<input checked="" type="checkbox"/> No <input type="checkbox"/> Yes
Impacts: n/a			Insects:	<input type="checkbox"/> Minor <input checked="" type="checkbox"/> Moderate <input type="checkbox"/> Extensive <input type="checkbox"/> None
Mitigations: n/a			Exudations:	<input checked="" type="checkbox"/> No <input type="checkbox"/> Yes

Comments & Notes: leans to NE; interior deadwood

²²³ Health: A = Outstanding; B = Above Average; C = Average; D = Below Average; F = Dead

²²⁴ Decurrent = Lacking Strong Central Leader. Excurrent = Strong Central Leader.

²²⁵ Aesthetic (compared to standard tree of same species) : A = nearly symmetrical, healthy tree – F = Dead

Trunk dbh must be 4" to be included – cumulative diameters. *Juglans nigra*; *Platanus racemosa*; *Umbellularia californica*; native *Quercus sp.* Except scrub oaks not protected.

Survey Date: 4/13/11

Tree Number: 276

GENERAL CHARACTERISTICS				
Species: <input checked="" type="checkbox"/> <i>Q. agrifolia</i> <input type="checkbox"/> <i>Q. lobata</i>			Health Rating ²²⁶ : <input type="checkbox"/> A <input type="checkbox"/> B <input checked="" type="checkbox"/> C <input type="checkbox"/> D <input type="checkbox"/> F	
<input type="checkbox"/> <i>Ca. Sycamore</i> <input type="checkbox"/> <i>Ca. Bay</i> <input type="checkbox"/> <i>Ca. Black Walnut</i>			Form: <input type="checkbox"/> symmetric <input type="checkbox"/> minor asymmetry	
Trunk Count: 1 Height (ft.): 20			<input checked="" type="checkbox"/> major asymmetry <input type="checkbox"/> stump sprout	
Trunk DBH (in.): 12.5			<input type="checkbox"/> stag-head	
Percent Canopy Cover: 90%			Crown Class ²²⁷ : <input checked="" type="checkbox"/> Decurrent <input type="checkbox"/> Excurrent	
Existing Terrain: <input type="checkbox"/> Flat <input checked="" type="checkbox"/> Slope			Age Class: <input type="checkbox"/> immature <input type="checkbox"/> semi-mature	
Aesthetic Rating ²²⁸ : <input type="checkbox"/> A <input type="checkbox"/> B <input checked="" type="checkbox"/> C <input type="checkbox"/> D <input type="checkbox"/> F			<input checked="" type="checkbox"/> mature <input type="checkbox"/> over-mature/senescent	
Overall Grade: <input type="checkbox"/> A <input type="checkbox"/> B <input checked="" type="checkbox"/> C <input type="checkbox"/> D <input type="checkbox"/> F			Heritage Tree: <input checked="" type="checkbox"/> No <input type="checkbox"/> Yes	
CANOPY CHARACTERISTICS			TREE HEALTH	
	Dripline Radius (Feet)	Canopy to Grade (Feet)	Wound Wood Development:	Excellent <input type="checkbox"/> Average <input checked="" type="checkbox"/> Poor <input type="checkbox"/> None <input type="checkbox"/>
N	35		Foliage Density:	<input checked="" type="checkbox"/> Normal <input type="checkbox"/> Sparse
NE			Weak crotches:	<input checked="" type="checkbox"/> No <input type="checkbox"/> Yes
E	2		Oak Pit Scale:	<input checked="" type="checkbox"/> No <input type="checkbox"/> Yes
SE			Mainstem dieback:	<input type="checkbox"/> No <input checked="" type="checkbox"/> Yes
S	4		Exposed Roots:	<input checked="" type="checkbox"/> No <input type="checkbox"/> Yes
SW			Epicormic growth:	<input type="checkbox"/> No <input checked="" type="checkbox"/> Yes
W	22		Shading Out:	<input type="checkbox"/> No <input checked="" type="checkbox"/> Yes
NW			Cavities: <input type="checkbox"/> None	<input checked="" type="checkbox"/> Trunk <input type="checkbox"/> Branch
CANOPY SPREAD (FEET): 39			Exfoliating Bark:	<input checked="" type="checkbox"/> No <input type="checkbox"/> Yes
PROPOSED ACTIONS			Water Pocket(s):	<input type="checkbox"/> No <input checked="" type="checkbox"/> Yes
Monitor for Progress: <input type="checkbox"/> Yes <input type="checkbox"/> No			Mechanical Damage:	<input type="checkbox"/> Trunk <input type="checkbox"/> Branch <input checked="" type="checkbox"/> None
Treat Infestations: <input type="checkbox"/> Yes <input type="checkbox"/> No			Canker/Galls:	<input checked="" type="checkbox"/> No <input type="checkbox"/> Yes
Remove Deadwood: <input type="checkbox"/> Yes <input type="checkbox"/> No			Fungus:	<input checked="" type="checkbox"/> No <input type="checkbox"/> Yes
Support Structure: <input type="checkbox"/> Yes <input type="checkbox"/> No			Vigor:	<input type="checkbox"/> Excellent <input checked="" type="checkbox"/> Average <input type="checkbox"/> Fair <input type="checkbox"/> Poor
IMPACTS & MITIGATIONS			Twig/ Branch Dieback:	<input type="checkbox"/> None <input checked="" type="checkbox"/> Minor <input type="checkbox"/> Moderate <input type="checkbox"/> Extensive
In Impacted Area: <input type="checkbox"/> Yes <input type="checkbox"/> No n/a			Leaf Size:	<input checked="" type="checkbox"/> Normal <input type="checkbox"/> Small
Proposed Land Use: n/a			Heart Rot:	<input checked="" type="checkbox"/> No <input type="checkbox"/> Yes
Impacts: n/a			Insects:	<input type="checkbox"/> Minor <input type="checkbox"/> Moderate <input checked="" type="checkbox"/> Extensive <input type="checkbox"/> None
Mitigations: n/a			Exudations:	<input checked="" type="checkbox"/> No <input type="checkbox"/> Yes

Comments & Notes: tagged on east; intertwined with adjacent elderberry; large dead trunk laying on ground on west side; basal cavity

²²⁶ Health: A = Outstanding; B = Above Average; C = Average; D = Below Average; F = Dead

²²⁷ Decurrent = Lacking Strong Central Leader. Excurrent = Strong Central Leader.

²²⁸ Aesthetic (compared to standard tree of same species) : A = nearly symmetrical, healthy tree – F = Dead

Trunk dbh must be 4" to be included – cumulative diameters. *Juglans nigra*; *Platanus racemosa*; *Umbellularia californica*; native *Quercus sp.* Except scrub oaks not protected.

Survey Date: 4/13/11

Tree Number: 277

GENERAL CHARACTERISTICS				
Species: <input type="checkbox"/> <i>Q. agrifolia</i> <input type="checkbox"/> <i>Q. lobata</i>			Health Rating ²²⁹ : <input type="checkbox"/> A <input type="checkbox"/> B <input type="checkbox"/> C <input checked="" type="checkbox"/> D <input type="checkbox"/> F	
<input type="checkbox"/> <i>Ca. Sycamore</i> <input type="checkbox"/> <i>Ca. Bay</i> <input checked="" type="checkbox"/> <i>Ca. Black Walnut</i>			Form: <input type="checkbox"/> symmetric <input type="checkbox"/> minor asymmetry	
Trunk Count: 2 Height (ft.): 25			<input checked="" type="checkbox"/> major asymmetry <input type="checkbox"/> stump sprout	
Trunk DBH (in.): 9, 3.5			<input type="checkbox"/> stag-head	
Percent Canopy Cover: 65%			Crown Class ²³⁰ : <input checked="" type="checkbox"/> Decurrent <input type="checkbox"/> Excurrent	
Existing Terrain: <input type="checkbox"/> Flat <input checked="" type="checkbox"/> Slope			Age Class: <input type="checkbox"/> immature <input checked="" type="checkbox"/> semi-mature	
Aesthetic Rating ²³¹ : <input type="checkbox"/> A <input type="checkbox"/> B <input type="checkbox"/> C <input checked="" type="checkbox"/> D <input type="checkbox"/> F			<input type="checkbox"/> mature <input type="checkbox"/> over-mature/senescent	
Overall Grade: <input type="checkbox"/> A <input type="checkbox"/> B <input type="checkbox"/> C <input checked="" type="checkbox"/> D <input type="checkbox"/> F			Heritage Tree: <input checked="" type="checkbox"/> No <input type="checkbox"/> Yes	
CANOPY CHARACTERISTICS			TREE HEALTH	
	Dripline Radius (Feet)	Canopy to Grade (Feet)	Wound Wood Development:	Excellent <input type="checkbox"/> Average <input checked="" type="checkbox"/> Poor <input type="checkbox"/> None <input type="checkbox"/>
N	0		Foliage Density:	<input type="checkbox"/> Normal <input checked="" type="checkbox"/> Sparse
NE			Weak crotches:	<input checked="" type="checkbox"/> No <input type="checkbox"/> Yes
E	15		Oak Pit Scale:	<input checked="" type="checkbox"/> No <input type="checkbox"/> Yes
SE			Mainstem dieback:	<input type="checkbox"/> No <input checked="" type="checkbox"/> Yes
S	22		Exposed Roots:	<input checked="" type="checkbox"/> No <input type="checkbox"/> Yes
SW			Epicormic growth:	<input checked="" type="checkbox"/> No <input type="checkbox"/> Yes
W	0		Shading Out:	<input type="checkbox"/> No <input checked="" type="checkbox"/> Yes
NW			Cavities: <input type="checkbox"/> None <input checked="" type="checkbox"/> Trunk <input type="checkbox"/> Branch	
			Exfoliating Bark:	<input checked="" type="checkbox"/> No <input type="checkbox"/> Yes
CANOPY SPREAD (FEET): 22			Water Pocket(s):	<input checked="" type="checkbox"/> No <input type="checkbox"/> Yes
PROPOSED ACTIONS			Mechanical Damage: <input type="checkbox"/> Trunk <input type="checkbox"/> Branch <input checked="" type="checkbox"/> None	
Monitor for Progress: <input type="checkbox"/> Yes <input type="checkbox"/> No			Canker/Galls: <input type="checkbox"/> No <input checked="" type="checkbox"/> Yes	
Treat Infestations: <input type="checkbox"/> Yes <input type="checkbox"/> No			Fungus: <input checked="" type="checkbox"/> No <input type="checkbox"/> Yes	
Remove Deadwood: <input type="checkbox"/> Yes <input type="checkbox"/> No			Vigor: <input type="checkbox"/> Excellent <input type="checkbox"/> Average <input checked="" type="checkbox"/> Fair <input type="checkbox"/> Poor	
Support Structure: <input type="checkbox"/> Yes <input type="checkbox"/> No			Twig/ Branch Dieback: <input type="checkbox"/> None <input type="checkbox"/> Minor <input checked="" type="checkbox"/> Moderate <input type="checkbox"/> Extensive	
IMPACTS & MITIGATIONS			Leaf Size: <input checked="" type="checkbox"/> Normal <input type="checkbox"/> Small	
In Impacted Area: <input type="checkbox"/> Yes <input type="checkbox"/> No n/a			Heart Rot: <input type="checkbox"/> No <input checked="" type="checkbox"/> Yes	
Proposed Land Use: n/a			Insects: <input type="checkbox"/> Minor <input checked="" type="checkbox"/> Moderate <input type="checkbox"/> Extensive <input type="checkbox"/> None	
Impacts: n/a			Exudations: <input checked="" type="checkbox"/> No <input type="checkbox"/> Yes	
Mitigations: n/a				

Comments & Notes: basal cavity; broken trunk from adjacent elderberry fallen into canopy; broken branches

²²⁹ Health: A = Outstanding; B = Above Average; C = Average; D = Below Average; F = Dead

²³⁰ Decurrent = Lacking Strong Central Leader. Excurrent = Strong Central Leader.

²³¹ Aesthetic (compared to standard tree of same species) : A = nearly symmetrical, healthy tree – F = Dead

Trunk dbh must be 4" to be included – cumulative diameters. *Juglans nigra*; *Platanus racemosa*; *Umbellularia californica*; native *Quercus sp.* Except scrub oaks not protected.

Survey Date: 4/13/11

Tree Number: 278

GENERAL CHARACTERISTICS				
Species: <input type="checkbox"/> <i>Q. agrifolia</i> <input type="checkbox"/> <i>Q. lobata</i>			Health Rating ²³² : <input type="checkbox"/> A <input type="checkbox"/> B <input type="checkbox"/> C <input checked="" type="checkbox"/> D <input type="checkbox"/> F	
<input type="checkbox"/> <i>Ca. Sycamore</i> <input type="checkbox"/> <i>Ca. Bay</i> <input checked="" type="checkbox"/> <i>Ca. Black Walnut</i>			Form: <input type="checkbox"/> symmetric <input checked="" type="checkbox"/> minor asymmetry	
Trunk Count: 3 Height (ft.): 18			<input type="checkbox"/> major asymmetry <input type="checkbox"/> stump sprout	
Trunk DBH (in.): 2, 8.5, 7.5			<input type="checkbox"/> stag-head	
Percent Canopy Cover: 65%			Crown Class ²³³ : <input checked="" type="checkbox"/> Decurrent <input type="checkbox"/> Excurrent	
Existing Terrain: <input type="checkbox"/> Flat <input checked="" type="checkbox"/> Slope			Age Class: <input type="checkbox"/> immature <input checked="" type="checkbox"/> semi-mature	
Aesthetic Rating ²³⁴ : <input type="checkbox"/> A <input type="checkbox"/> B <input type="checkbox"/> C <input checked="" type="checkbox"/> D <input type="checkbox"/> F			<input type="checkbox"/> mature <input type="checkbox"/> over-mature/senescent	
Overall Grade: <input type="checkbox"/> A <input type="checkbox"/> B <input type="checkbox"/> C <input checked="" type="checkbox"/> D <input type="checkbox"/> F			Heritage Tree: <input checked="" type="checkbox"/> No <input type="checkbox"/> Yes	
CANOPY CHARACTERISTICS			TREE HEALTH	
	Dripline Radius (Feet)	Canopy to Grade (Feet)	Wound Wood Development:	Excellent <input type="checkbox"/> Average <input checked="" type="checkbox"/> Poor <input type="checkbox"/> None <input type="checkbox"/>
N	14		Foliage Density:	<input checked="" type="checkbox"/> Normal <input type="checkbox"/> Sparse
NE			Weak crotches:	<input checked="" type="checkbox"/> No <input type="checkbox"/> Yes
E	22		Oak Pit Scale:	<input checked="" type="checkbox"/> No <input type="checkbox"/> Yes
SE			Mainstem dieback:	<input type="checkbox"/> No <input checked="" type="checkbox"/> Yes
S	17		Exposed Roots:	<input checked="" type="checkbox"/> No <input type="checkbox"/> Yes
SW			Epicormic growth:	<input type="checkbox"/> No <input checked="" type="checkbox"/> Yes
W	7		Shading Out:	<input checked="" type="checkbox"/> No <input type="checkbox"/> Yes
NW			Cavities: <input checked="" type="checkbox"/> None <input type="checkbox"/> Trunk <input type="checkbox"/> Branch	
CANOPY SPREAD (FEET): 31			Exfoliating Bark:	<input checked="" type="checkbox"/> No <input type="checkbox"/> Yes
PROPOSED ACTIONS			Water Pocket(s):	<input checked="" type="checkbox"/> No <input type="checkbox"/> Yes
Monitor for Progress: <input type="checkbox"/> Yes <input type="checkbox"/> No			Mechanical Damage:	<input type="checkbox"/> Trunk <input type="checkbox"/> Branch <input checked="" type="checkbox"/> None
Treat Infestations: <input type="checkbox"/> Yes <input type="checkbox"/> No			Canker/Galls:	<input type="checkbox"/> No <input checked="" type="checkbox"/> Yes
Remove Deadwood: <input type="checkbox"/> Yes <input type="checkbox"/> No			Fungus:	<input checked="" type="checkbox"/> No <input type="checkbox"/> Yes
Support Structure: <input type="checkbox"/> Yes <input type="checkbox"/> No			Vigor:	<input type="checkbox"/> Excellent <input type="checkbox"/> Average <input checked="" type="checkbox"/> Fair <input type="checkbox"/> Poor
IMPACTS & MITIGATIONS			Twig/ Branch Dieback:	<input type="checkbox"/> None <input type="checkbox"/> Minor <input checked="" type="checkbox"/> Moderate <input type="checkbox"/> Extensive
In Impacted Area: <input type="checkbox"/> Yes <input type="checkbox"/> No n/a			Leaf Size:	<input checked="" type="checkbox"/> Normal <input type="checkbox"/> Small
Proposed Land Use: n/a			Heart Rot:	<input checked="" type="checkbox"/> No <input type="checkbox"/> Yes
Impacts: n/a			Insects:	<input type="checkbox"/> Minor <input checked="" type="checkbox"/> Moderate <input type="checkbox"/> Extensive <input type="checkbox"/> None
Mitigations: n/a			Exudations:	<input checked="" type="checkbox"/> No <input type="checkbox"/> Yes

Comments & Notes: broken branches

²³² Health: A = Outstanding; B = Above Average; C = Average; D = Below Average; F = Dead

²³³ Decurrent = Lacking Strong Central Leader. Excurrent = Strong Central Leader.

²³⁴ Aesthetic (compared to standard tree of same species) : A = nearly symmetrical, healthy tree – F = Dead

Trunk dbh must be 4" to be included – cumulative diameters. *Juglans nigra*; *Platanus racemosa*; *Umbellularia californica*; native *Quercus sp.* Except scrub oaks not protected.

TREE FIELD DATA WORKSHEET (City of L.A.)

LDC Project No. 10003-001

Survey Date: 4/13/11

Tree Number: 279

GENERAL CHARACTERISTICS				
Species: <input type="checkbox"/> <i>Q. agrifolia</i> <input type="checkbox"/> <i>Q. lobata</i>			Health Rating ²³⁵ : <input type="checkbox"/> A <input type="checkbox"/> B <input type="checkbox"/> C <input checked="" type="checkbox"/> D <input type="checkbox"/> F	
<input type="checkbox"/> <i>Ca. Sycamore</i> <input type="checkbox"/> <i>Ca. Bay</i> <input checked="" type="checkbox"/> <i>Ca. Black Walnut</i>			Form: <input type="checkbox"/> symmetric <input type="checkbox"/> minor asymmetry	
Trunk Count: 3 Height (ft.): 27			<input checked="" type="checkbox"/> major asymmetry <input type="checkbox"/> stump sprout	
Trunk DBH (in.): 8, 5.5, 5			<input type="checkbox"/> stag-head	
Percent Canopy Cover: 65%			Crown Class ²³⁶ : <input checked="" type="checkbox"/> Decurrent <input type="checkbox"/> Excurrent	
Existing Terrain: <input type="checkbox"/> Flat <input checked="" type="checkbox"/> Slope			Age Class: <input type="checkbox"/> immature <input checked="" type="checkbox"/> semi-mature	
Aesthetic Rating ²³⁷ : <input type="checkbox"/> A <input type="checkbox"/> B <input type="checkbox"/> C <input checked="" type="checkbox"/> D <input type="checkbox"/> F			<input type="checkbox"/> mature <input type="checkbox"/> over-mature/senescent	
Overall Grade: <input type="checkbox"/> A <input type="checkbox"/> B <input type="checkbox"/> C <input checked="" type="checkbox"/> D <input type="checkbox"/> F			Heritage Tree: <input checked="" type="checkbox"/> No <input type="checkbox"/> Yes	
CANOPY CHARACTERISTICS			TREE HEALTH	
	Dripline Radius (Feet)	Canopy to Grade (Feet)	Wound Wood Development:	Excellent <input type="checkbox"/> Average <input checked="" type="checkbox"/> Poor <input type="checkbox"/> None <input type="checkbox"/>
N	0		Foliage Density:	<input type="checkbox"/> Normal <input checked="" type="checkbox"/> Sparse
NE			Weak crotches:	<input checked="" type="checkbox"/> No <input type="checkbox"/> Yes
E	20		Oak Pit Scale:	<input checked="" type="checkbox"/> No <input type="checkbox"/> Yes
SE			Mainstem dieback:	<input type="checkbox"/> No <input checked="" type="checkbox"/> Yes
S	17		Exposed Roots:	<input checked="" type="checkbox"/> No <input type="checkbox"/> Yes
SW			Epicormic growth:	<input type="checkbox"/> No <input checked="" type="checkbox"/> Yes
W	6		Shading Out:	<input checked="" type="checkbox"/> No <input type="checkbox"/> Yes
NW			Cavities: <input checked="" type="checkbox"/> None	<input type="checkbox"/> Trunk <input type="checkbox"/> Branch
			Exfoliating Bark:	<input checked="" type="checkbox"/> No <input type="checkbox"/> Yes
CANOPY SPREAD (FEET): 26			Water Pocket(s):	<input checked="" type="checkbox"/> No <input type="checkbox"/> Yes
PROPOSED ACTIONS			Mechanical Damage:	<input checked="" type="checkbox"/> Trunk <input type="checkbox"/> Branch <input type="checkbox"/> None
Monitor for Progress:	<input type="checkbox"/> Yes <input type="checkbox"/> No		Canker/Galls:	<input type="checkbox"/> No <input checked="" type="checkbox"/> Yes
Treat Infestations:	<input type="checkbox"/> Yes <input type="checkbox"/> No		Fungus:	<input checked="" type="checkbox"/> No <input type="checkbox"/> Yes
Remove Deadwood:	<input type="checkbox"/> Yes <input type="checkbox"/> No		Vigor:	<input type="checkbox"/> Excellent <input type="checkbox"/> Average <input checked="" type="checkbox"/> Fair <input type="checkbox"/> Poor
Support Structure:	<input type="checkbox"/> Yes <input type="checkbox"/> No		Twig/ Branch Dieback:	<input type="checkbox"/> None <input type="checkbox"/> Minor <input checked="" type="checkbox"/> Moderate <input type="checkbox"/> Extensive
IMPACTS & MITIGATIONS				
In Impacted Area:	<input type="checkbox"/> Yes <input type="checkbox"/> No n/a		Leaf Size:	<input checked="" type="checkbox"/> Normal <input type="checkbox"/> Small
Proposed Land Use:	n/a		Heart Rot:	<input checked="" type="checkbox"/> No <input type="checkbox"/> Yes
Impacts:	n/a		Insects:	<input type="checkbox"/> Minor <input checked="" type="checkbox"/> Moderate <input type="checkbox"/> Extensive <input type="checkbox"/> None
Mitigations:	n/a		Exudations:	<input checked="" type="checkbox"/> No <input type="checkbox"/> Yes

Comments & Notes:

²³⁵ Health: A =Outstanding; B = Above Average; C = Average; D = Below Average; F = Dead

²³⁶ Decurrent = Lacking Strong Central Leader. Excurrent = Strong Central Leader.

²³⁷ Aesthetic (compared to standard tree of same species) : A = nearly symmetrical, healthy tree – F = Dead

Trunk dbh must be 4" to be included – cumulative diameters. *Juglans nigra*; *Platanus racemosa*; *Umbellularia californica*; native *Quercus sp.* Except scrub oaks not protected.

Survey Date: 4/13/11

Tree Number: 280

GENERAL CHARACTERISTICS				
Species: <input type="checkbox"/> <i>Q. agrifolia</i> <input type="checkbox"/> <i>Q. lobata</i>			Health Rating ²³⁸ : <input type="checkbox"/> A <input type="checkbox"/> B <input type="checkbox"/> C <input checked="" type="checkbox"/> D <input type="checkbox"/> F	
<input type="checkbox"/> <i>Ca. Sycamore</i> <input type="checkbox"/> <i>Ca. Bay</i> <input checked="" type="checkbox"/> <i>Ca. Black Walnut</i>			Form: <input type="checkbox"/> symmetric <input type="checkbox"/> minor asymmetry	
Trunk Count: 1 Height (ft.): 35			<input checked="" type="checkbox"/> major asymmetry <input type="checkbox"/> stump sprout	
Trunk DBH (in.): 5.5			<input type="checkbox"/> stag-head	
Percent Canopy Cover: 60%			Crown Class ²³⁹ : <input checked="" type="checkbox"/> Decurrent <input type="checkbox"/> Excurrent	
Existing Terrain: <input type="checkbox"/> Flat <input checked="" type="checkbox"/> Slope			Age Class: <input type="checkbox"/> immature <input checked="" type="checkbox"/> semi-mature	
Aesthetic Rating ²⁴⁰ : <input type="checkbox"/> A <input type="checkbox"/> B <input type="checkbox"/> C <input checked="" type="checkbox"/> D <input type="checkbox"/> F			<input type="checkbox"/> mature <input type="checkbox"/> over-mature/senescent	
Overall Grade: <input type="checkbox"/> A <input type="checkbox"/> B <input type="checkbox"/> C <input checked="" type="checkbox"/> D <input type="checkbox"/> F			Heritage Tree: <input checked="" type="checkbox"/> No <input type="checkbox"/> Yes	
CANOPY CHARACTERISTICS			TREE HEALTH	
	Dripline Radius (Feet)	Canopy to Grade (Feet)	Wound Wood Development:	Excellent <input type="checkbox"/> Average <input checked="" type="checkbox"/> Poor <input type="checkbox"/> None <input type="checkbox"/>
N	3		Foliage Density:	<input type="checkbox"/> Normal <input checked="" type="checkbox"/> Sparse
NE	28		Weak crotches:	<input checked="" type="checkbox"/> No <input type="checkbox"/> Yes
E	4		Oak Pit Scale:	<input checked="" type="checkbox"/> No <input type="checkbox"/> Yes
SE			Mainstem dieback:	<input type="checkbox"/> No <input checked="" type="checkbox"/> Yes
S	3		Exposed Roots:	<input checked="" type="checkbox"/> No <input type="checkbox"/> Yes
SW			Epicormic growth:	<input type="checkbox"/> No <input checked="" type="checkbox"/> Yes
W	0		Shading Out:	<input type="checkbox"/> No <input checked="" type="checkbox"/> Yes
NW			Cavities: <input checked="" type="checkbox"/> None	<input type="checkbox"/> Trunk <input type="checkbox"/> Branch
CANOPY SPREAD (FEET): 28			Exfoliating Bark:	<input checked="" type="checkbox"/> No <input type="checkbox"/> Yes
PROPOSED ACTIONS			Water Pocket(s):	<input checked="" type="checkbox"/> No <input type="checkbox"/> Yes
Monitor for Progress: <input type="checkbox"/> Yes <input type="checkbox"/> No			Mechanical Damage:	<input checked="" type="checkbox"/> Trunk <input type="checkbox"/> Branch <input type="checkbox"/> None
Treat Infestations: <input type="checkbox"/> Yes <input type="checkbox"/> No			Canker/Galls:	<input type="checkbox"/> No <input checked="" type="checkbox"/> Yes
Remove Deadwood: <input type="checkbox"/> Yes <input type="checkbox"/> No			Fungus:	<input checked="" type="checkbox"/> No <input type="checkbox"/> Yes
Support Structure: <input type="checkbox"/> Yes <input type="checkbox"/> No			Vigor:	<input type="checkbox"/> Excellent <input type="checkbox"/> Average <input checked="" type="checkbox"/> Fair <input type="checkbox"/> Poor
IMPACTS & MITIGATIONS			Twig/ Branch Dieback:	<input type="checkbox"/> None <input type="checkbox"/> Minor <input checked="" type="checkbox"/> Moderate <input type="checkbox"/> Extensive
In Impacted Area: <input type="checkbox"/> Yes <input type="checkbox"/> No n/a			Leaf Size:	<input checked="" type="checkbox"/> Normal <input type="checkbox"/> Small
Proposed Land Use: n/a			Heart Rot:	<input checked="" type="checkbox"/> No <input type="checkbox"/> Yes
Impacts: n/a			Insects:	<input type="checkbox"/> Minor <input checked="" type="checkbox"/> Moderate <input type="checkbox"/> Extensive <input type="checkbox"/> None
Mitigations: n/a			Exudations:	<input checked="" type="checkbox"/> No <input type="checkbox"/> Yes

Comments & Notes: 1 trunk cut; leans to NE

²³⁸ Health: A = Outstanding; B = Above Average; C = Average; D = Below Average; F = Dead

²³⁹ Decurrent = Lacking Strong Central Leader. Excurrent = Strong Central Leader.

²⁴⁰ Aesthetic (compared to standard tree of same species) : A = nearly symmetrical, healthy tree – F = Dead

Trunk dbh must be 4" to be included – cumulative diameters. *Juglans nigra*; *Platanus racemosa*; *Umbellularia californica*; native *Quercus sp.* Except scrub oaks not protected.

TREE FIELD DATA WORKSHEET (City of L.A.)

LDC Project No. 10003-001

Survey Date: 4/13/11

Tree Number: 281

GENERAL CHARACTERISTICS					
Species: <input checked="" type="checkbox"/> <i>Q. agrifolia</i> <input type="checkbox"/> <i>Q. lobata</i>			Health Rating ²⁴¹ : <input type="checkbox"/> A <input type="checkbox"/> B <input checked="" type="checkbox"/> C+ <input type="checkbox"/> D <input type="checkbox"/> F		
<input type="checkbox"/> <i>Ca. Sycamore</i> <input type="checkbox"/> <i>Ca. Bay</i> <input type="checkbox"/> <i>Ca. Black Walnut</i>			Form: <input type="checkbox"/> symmetric <input checked="" type="checkbox"/> minor asymmetry		
Trunk Count: 1 Height (ft.): 21			<input type="checkbox"/> major asymmetry <input type="checkbox"/> stump sprout		
Trunk DBH (in.): 8.5			<input type="checkbox"/> stag-head		
Percent Canopy Cover: 60			Crown Class ²⁴² : <input checked="" type="checkbox"/> Decurrent <input type="checkbox"/> Excurrent		
Existing Terrain: <input type="checkbox"/> Flat <input checked="" type="checkbox"/> Slope			Age Class: <input type="checkbox"/> immature <input checked="" type="checkbox"/> semi-mature		
Aesthetic Rating ²⁴³ : <input type="checkbox"/> A <input type="checkbox"/> B <input type="checkbox"/> C <input checked="" type="checkbox"/> D <input type="checkbox"/> F			<input type="checkbox"/> mature <input type="checkbox"/> over-mature/senescent		
Overall Grade: <input type="checkbox"/> A <input type="checkbox"/> B <input checked="" type="checkbox"/> C <input type="checkbox"/> D <input type="checkbox"/> F			Heritage Tree: <input checked="" type="checkbox"/> No <input type="checkbox"/> Yes		
CANOPY CHARACTERISTICS			TREE HEALTH		
	Dripline Radius (Feet)	Canopy to Grade (Feet)	Wound Wood Development:	Excellent <input type="checkbox"/> Average <input checked="" type="checkbox"/>	
				Poor <input type="checkbox"/> None <input type="checkbox"/>	
N	6		Foliage Density:	<input checked="" type="checkbox"/> Normal <input type="checkbox"/> Sparse	
NE			Weak crotches:	<input checked="" type="checkbox"/> No <input type="checkbox"/> Yes	
E	14		Oak Pit Scale:	<input checked="" type="checkbox"/> No <input type="checkbox"/> Yes	
SE			Mainstem dieback:	<input checked="" type="checkbox"/> No <input type="checkbox"/> Yes	
S	6		Exposed Roots:	<input checked="" type="checkbox"/> No <input type="checkbox"/> Yes	
SW			Epicormic growth:	<input checked="" type="checkbox"/> No <input type="checkbox"/> Yes	
W	9		Shading Out:	<input type="checkbox"/> No <input checked="" type="checkbox"/> Yes	
NW			Cavities: <input checked="" type="checkbox"/> None <input type="checkbox"/> Trunk <input type="checkbox"/> Branch		
CANOPY SPREAD (FEET): 23			Exfoliating Bark:	<input checked="" type="checkbox"/> No <input type="checkbox"/> Yes	
PROPOSED ACTIONS			Water Pocket(s):	<input checked="" type="checkbox"/> No <input type="checkbox"/> Yes	
Monitor for Progress: <input type="checkbox"/> Yes <input type="checkbox"/> No			Mechanical Damage:	<input type="checkbox"/> Trunk <input checked="" type="checkbox"/> Branch <input type="checkbox"/> None	
Treat Infestations: <input type="checkbox"/> Yes <input type="checkbox"/> No			Canker/Galls:	<input checked="" type="checkbox"/> No <input type="checkbox"/> Yes	
Remove Deadwood: <input type="checkbox"/> Yes <input type="checkbox"/> No			Fungus:	<input checked="" type="checkbox"/> No <input type="checkbox"/> Yes	
Support Structure: <input type="checkbox"/> Yes <input type="checkbox"/> No			Vigor:	<input type="checkbox"/> Excellent <input type="checkbox"/> Average <input checked="" type="checkbox"/> Fair <input type="checkbox"/> Poor	
IMPACTS & MITIGATIONS			Twig/ Branch Dieback:	<input type="checkbox"/> None <input type="checkbox"/> Minor <input checked="" type="checkbox"/> Moderate <input type="checkbox"/> Extensive	
In Impacted Area: <input type="checkbox"/> Yes <input type="checkbox"/> No n/a			Leaf Size:	<input checked="" type="checkbox"/> Normal <input type="checkbox"/> Small	
Proposed Land Use: n/a			Heart Rot:	<input checked="" type="checkbox"/> No <input type="checkbox"/> Yes	
Impacts: n/a			Insects:	<input checked="" type="checkbox"/> Minor <input type="checkbox"/> Moderate <input type="checkbox"/> Extensive <input type="checkbox"/> None	
Mitigations: n/a			Exudations:	<input checked="" type="checkbox"/> No <input type="checkbox"/> Yes	

Comments & Notes: 1 scaffold branch cut; most canopy goes E/NE

²⁴¹ Health: A = Outstanding; B = Above Average; C = Average; D = Below Average; F = Dead

²⁴² Decurrent = Lacking Strong Central Leader. Excurrent = Strong Central Leader.

²⁴³ Aesthetic (compared to standard tree of same species) : A = nearly symmetrical, healthy tree – F = Dead

Trunk dbh must be 4" to be included – cumulative diameters. *Juglans nigra*; *Platanus racemosa*; *Umbellularia californica*; native *Quercus sp.* Except scrub oaks not protected.

Survey Date: 4/13/11

Tree Number: 282

GENERAL CHARACTERISTICS				
Species: <input checked="" type="checkbox"/> <i>Q. agrifolia</i> <input type="checkbox"/> <i>Q. lobata</i>			Health Rating ²⁴⁴ : <input type="checkbox"/> A <input type="checkbox"/> B <input checked="" type="checkbox"/> C <input type="checkbox"/> D <input type="checkbox"/> F	
<input type="checkbox"/> <i>Ca. Sycamore</i> <input type="checkbox"/> <i>Ca. Bay</i> <input type="checkbox"/> <i>Ca. Black Walnut</i>			Form: <input type="checkbox"/> symmetric <input type="checkbox"/> minor asymmetry	
Trunk Count: 2 Height (ft.): 20			<input checked="" type="checkbox"/> major asymmetry <input type="checkbox"/> stump sprout	
Trunk DBH (in.): 7, 5.5			<input type="checkbox"/> stag-head	
Percent Canopy Cover: 60			Crown Class ²⁴⁵ : <input checked="" type="checkbox"/> Decurrent <input type="checkbox"/> Excurrent	
Existing Terrain: <input type="checkbox"/> Flat <input checked="" type="checkbox"/> Slope			Age Class: <input type="checkbox"/> immature <input checked="" type="checkbox"/> semi-mature	
Aesthetic Rating ²⁴⁶ : <input type="checkbox"/> A <input type="checkbox"/> B <input checked="" type="checkbox"/> C- <input type="checkbox"/> D <input type="checkbox"/> F			<input type="checkbox"/> mature <input type="checkbox"/> over-mature/senescent	
Overall Grade: <input type="checkbox"/> A <input type="checkbox"/> B <input checked="" type="checkbox"/> C <input type="checkbox"/> D <input type="checkbox"/> F			Heritage Tree: <input checked="" type="checkbox"/> No <input type="checkbox"/> Yes	
CANOPY CHARACTERISTICS			TREE HEALTH	
	Dripline Radius (Feet)	Canopy to Grade (Feet)	Wound Wood Development:	Excellent <input type="checkbox"/> Average <input checked="" type="checkbox"/> Poor <input type="checkbox"/> None <input type="checkbox"/>
N	6		Foliage Density:	<input checked="" type="checkbox"/> Normal <input type="checkbox"/> Sparse
NE			Weak crotches:	<input checked="" type="checkbox"/> No <input type="checkbox"/> Yes
E	10		Oak Pit Scale:	<input checked="" type="checkbox"/> No <input type="checkbox"/> Yes
SE			Mainstem dieback:	<input checked="" type="checkbox"/> No <input type="checkbox"/> Yes
S	0		Exposed Roots:	<input checked="" type="checkbox"/> No <input type="checkbox"/> Yes
SW			Epicormic growth:	<input type="checkbox"/> No <input checked="" type="checkbox"/> Yes
W	3		Shading Out:	<input type="checkbox"/> No <input checked="" type="checkbox"/> Yes
NW			Cavities: <input type="checkbox"/> None <input type="checkbox"/> Trunk <input checked="" type="checkbox"/> Branch	
CANOPY SPREAD (FEET): 13			Exfoliating Bark:	<input checked="" type="checkbox"/> No <input type="checkbox"/> Yes
PROPOSED ACTIONS			Water Pocket(s):	<input checked="" type="checkbox"/> No <input type="checkbox"/> Yes
Monitor for Progress: <input type="checkbox"/> Yes <input type="checkbox"/> No			Mechanical Damage:	<input type="checkbox"/> Trunk <input type="checkbox"/> Branch <input checked="" type="checkbox"/> None
Treat Infestations: <input type="checkbox"/> Yes <input type="checkbox"/> No			Canker/Galls:	<input checked="" type="checkbox"/> No <input type="checkbox"/> Yes
Remove Deadwood: <input type="checkbox"/> Yes <input type="checkbox"/> No			Fungus:	<input checked="" type="checkbox"/> No <input type="checkbox"/> Yes
Support Structure: <input type="checkbox"/> Yes <input type="checkbox"/> No			Vigor:	<input type="checkbox"/> Excellent <input type="checkbox"/> Average <input checked="" type="checkbox"/> Fair <input type="checkbox"/> Poor
IMPACTS & MITIGATIONS			Twig/ Branch Dieback:	<input type="checkbox"/> None <input type="checkbox"/> Minor <input checked="" type="checkbox"/> Moderate <input type="checkbox"/> Extensive
In Impacted Area: <input type="checkbox"/> Yes <input type="checkbox"/> No n/a			Leaf Size:	<input checked="" type="checkbox"/> Normal <input type="checkbox"/> Small
Proposed Land Use: n/a			Heart Rot:	<input type="checkbox"/> No <input checked="" type="checkbox"/> Yes
Impacts: n/a			Insects:	<input type="checkbox"/> Minor <input checked="" type="checkbox"/> Moderate <input type="checkbox"/> Extensive <input type="checkbox"/> None
Mitigations: n/a			Exudations:	<input checked="" type="checkbox"/> No <input type="checkbox"/> Yes

Comments & Notes: interior deadwood; broken branches; heart rot where branches broke

²⁴⁴ Health: A = Outstanding; B = Above Average; C = Average; D = Below Average; F = Dead

²⁴⁵ Decurrent = Lacking Strong Central Leader. Excurrent = Strong Central Leader.

²⁴⁶ Aesthetic (compared to standard tree of same species) : A = nearly symmetrical, healthy tree – F = Dead

Trunk dbh must be 4" to be included – cumulative diameters. *Juglans nigra*; *Platanus racemosa*; *Umbellularia californica*; native *Quercus sp.* Except scrub oaks not protected.

TREE FIELD DATA WORKSHEET (City of L.A.)

LDC Project No. 10003-001

Survey Date: 4/13/11

Tree Number: 283

GENERAL CHARACTERISTICS			TREE HEALTH		
Species: <input checked="" type="checkbox"/> <i>Q. agrifolia</i> <input type="checkbox"/> <i>Q. lobata</i>			Health Rating ²⁴⁷ : <input type="checkbox"/> A <input checked="" type="checkbox"/> B <input type="checkbox"/> C <input type="checkbox"/> D <input type="checkbox"/> F		
<input type="checkbox"/> <i>Ca. Sycamore</i> <input type="checkbox"/> <i>Ca. Bay</i> <input type="checkbox"/> <i>Ca. Black Walnut</i>			Form: <input type="checkbox"/> symmetric <input type="checkbox"/> minor asymmetry		
Trunk Count: 1 Height (ft.): 38			<input checked="" type="checkbox"/> major asymmetry <input type="checkbox"/> stump sprout		
Trunk DBH (in.): 11.5			<input type="checkbox"/> stag-head		
Percent Canopy Cover: 75%			Crown Class ²⁴⁸ : <input checked="" type="checkbox"/> Decurrent <input type="checkbox"/> Excurrent		
Existing Terrain: <input type="checkbox"/> Flat <input checked="" type="checkbox"/> Slope			Age Class: <input type="checkbox"/> immature <input checked="" type="checkbox"/> semi-mature		
Aesthetic Rating ²⁴⁹ : <input type="checkbox"/> A <input checked="" type="checkbox"/> B- <input type="checkbox"/> C <input type="checkbox"/> D <input type="checkbox"/> F			<input type="checkbox"/> mature <input type="checkbox"/> over-mature/senescent		
Overall Grade: <input type="checkbox"/> A <input checked="" type="checkbox"/> B- <input type="checkbox"/> C <input type="checkbox"/> D <input type="checkbox"/> F			Heritage Tree: <input checked="" type="checkbox"/> No <input type="checkbox"/> Yes		
CANOPY CHARACTERISTICS			TREE HEALTH		
	Dripline Radius (Feet)	Canopy to Grade (Feet)	Wound Wood Development:	Excellent <input type="checkbox"/> Average <input checked="" type="checkbox"/>	Poor <input type="checkbox"/> None <input type="checkbox"/>
N	10		Foliage Density:	<input checked="" type="checkbox"/> Normal <input type="checkbox"/> Sparse	
NE			Weak crotches:	<input checked="" type="checkbox"/> No <input type="checkbox"/> Yes	
E	20		Oak Pit Scale:	<input checked="" type="checkbox"/> No <input type="checkbox"/> Yes	
SE			Mainstem dieback:	<input checked="" type="checkbox"/> No <input type="checkbox"/> Yes	
S	10		Exposed Roots:	<input checked="" type="checkbox"/> No <input type="checkbox"/> Yes	
SW			Epicormic growth:	<input checked="" type="checkbox"/> No <input type="checkbox"/> Yes	
W	0		Shading Out:	<input type="checkbox"/> No <input checked="" type="checkbox"/> Yes	
NW			Cavities: <input checked="" type="checkbox"/> None <input type="checkbox"/> Trunk <input type="checkbox"/> Branch		
CANOPY SPREAD (FEET): 20			Exfoliating Bark:	<input checked="" type="checkbox"/> No <input type="checkbox"/> Yes	
PROPOSED ACTIONS			Water Pocket(s):	<input checked="" type="checkbox"/> No <input type="checkbox"/> Yes	
Monitor for Progress:	<input type="checkbox"/> Yes <input type="checkbox"/> No		Mechanical Damage:	<input type="checkbox"/> Trunk <input type="checkbox"/> Branch	<input checked="" type="checkbox"/> None
Treat Infestations:	<input type="checkbox"/> Yes <input type="checkbox"/> No		Canker/Galls:	<input checked="" type="checkbox"/> No <input type="checkbox"/> Yes	
Remove Deadwood:	<input type="checkbox"/> Yes <input type="checkbox"/> No		Fungus:	<input checked="" type="checkbox"/> No <input type="checkbox"/> Yes	
Support Structure:	<input type="checkbox"/> Yes <input type="checkbox"/> No		Vigor:	<input type="checkbox"/> Excellent <input checked="" type="checkbox"/> Average	<input type="checkbox"/> Fair <input type="checkbox"/> Poor
IMPACTS & MITIGATIONS			Twig/ Branch Dieback:	<input type="checkbox"/> None <input checked="" type="checkbox"/> Minor	<input type="checkbox"/> Moderate <input type="checkbox"/> Extensive
In Impacted Area:	<input type="checkbox"/> Yes <input type="checkbox"/> No n/a		Leaf Size:	<input checked="" type="checkbox"/> Normal <input type="checkbox"/> Small	
Proposed Land Use:	n/a		Heart Rot:	<input checked="" type="checkbox"/> No <input type="checkbox"/> Yes	
Impacts:	n/a		Insects:	<input checked="" type="checkbox"/> Minor <input type="checkbox"/> Moderate	<input type="checkbox"/> Extensive <input type="checkbox"/> None
Mitigations:	n/a		Exudations:	<input checked="" type="checkbox"/> No <input type="checkbox"/> Yes	

Comments & Notes:

²⁴⁷ Health: A =Outstanding; B = Above Average; C = Average; D = Below Average; F = Dead

²⁴⁸ Decurrent = Lacking Strong Central Leader. Excurrent = Strong Central Leader.

²⁴⁹ Aesthetic (compared to standard tree of same species) : A = nearly symmetrical, healthy tree – F = Dead

Trunk dbh must be 4" to be included – cumulative diameters. *Juglans nigra*; *Platanus racemosa*; *Umbellularia californica*; native *Quercus sp.* Except scrub oaks not protected.

Survey Date: 4/13/11

Tree Number: 284

GENERAL CHARACTERISTICS				
Species: <input checked="" type="checkbox"/> <i>Q. agrifolia</i> <input type="checkbox"/> <i>Q. lobata</i>			Health Rating ²⁵⁰ : <input type="checkbox"/> A <input checked="" type="checkbox"/> B <input type="checkbox"/> C <input type="checkbox"/> D <input type="checkbox"/> F	
<input type="checkbox"/> <i>Ca. Sycamore</i> <input type="checkbox"/> <i>Ca. Bay</i> <input type="checkbox"/> <i>Ca. Black Walnut</i>			Form: <input checked="" type="checkbox"/> symmetric <input type="checkbox"/> minor asymmetry	
Trunk Count: 1 Height (ft.): 48			<input type="checkbox"/> major asymmetry <input type="checkbox"/> stump sprout	
Trunk DBH (in.): 22			<input type="checkbox"/> stag-head	
Percent Canopy Cover: 85%			Crown Class ²⁵¹ : <input checked="" type="checkbox"/> Decurrent <input type="checkbox"/> Excurrent	
Existing Terrain: <input type="checkbox"/> Flat <input checked="" type="checkbox"/> Slope			Age Class: <input type="checkbox"/> immature <input type="checkbox"/> semi-mature	
Aesthetic Rating ²⁵² : <input checked="" type="checkbox"/> A <input type="checkbox"/> B <input type="checkbox"/> C <input type="checkbox"/> D <input type="checkbox"/> F			<input checked="" type="checkbox"/> mature <input type="checkbox"/> over-mature/senescent	
Overall Grade: <input type="checkbox"/> A <input checked="" type="checkbox"/> B <input type="checkbox"/> C <input type="checkbox"/> D <input type="checkbox"/> F			Heritage Tree: <input checked="" type="checkbox"/> No <input type="checkbox"/> Yes	
CANOPY CHARACTERISTICS			TREE HEALTH	
	Dripline Radius (Feet)	Canopy to Grade (Feet)	Wound Wood Development:	Excellent <input type="checkbox"/> Average <input checked="" type="checkbox"/> Poor <input type="checkbox"/> None <input type="checkbox"/>
N	20		Foliage Density:	<input checked="" type="checkbox"/> Normal <input type="checkbox"/> Sparse
NE			Weak crotches:	<input checked="" type="checkbox"/> No <input type="checkbox"/> Yes
E	20		Oak Pit Scale:	<input checked="" type="checkbox"/> No <input type="checkbox"/> Yes
SE			Mainstem dieback:	<input checked="" type="checkbox"/> No <input type="checkbox"/> Yes
S	22		Exposed Roots:	<input type="checkbox"/> No <input checked="" type="checkbox"/> Yes
SW			Epicormic growth:	<input type="checkbox"/> No <input checked="" type="checkbox"/> Yes
W	25		Shading Out:	<input checked="" type="checkbox"/> No <input type="checkbox"/> Yes
NW			Cavities: <input checked="" type="checkbox"/> None	<input type="checkbox"/> Trunk <input type="checkbox"/> Branch
CANOPY SPREAD (FEET): 45			Exfoliating Bark:	<input checked="" type="checkbox"/> No <input type="checkbox"/> Yes
PROPOSED ACTIONS			Water Pocket(s):	<input checked="" type="checkbox"/> No <input type="checkbox"/> Yes
Monitor for Progress: <input type="checkbox"/> Yes <input type="checkbox"/> No			Mechanical Damage:	<input type="checkbox"/> Trunk <input type="checkbox"/> Branch <input checked="" type="checkbox"/> None
Treat Infestations: <input type="checkbox"/> Yes <input type="checkbox"/> No			Canker/Galls:	<input checked="" type="checkbox"/> No <input type="checkbox"/> Yes
Remove Deadwood: <input type="checkbox"/> Yes <input type="checkbox"/> No			Fungus:	<input checked="" type="checkbox"/> No <input type="checkbox"/> Yes
Support Structure: <input type="checkbox"/> Yes <input type="checkbox"/> No			Vigor:	<input type="checkbox"/> Excellent <input checked="" type="checkbox"/> Average <input type="checkbox"/> Fair <input type="checkbox"/> Poor
IMPACTS & MITIGATIONS			Twig/ Branch Dieback:	<input type="checkbox"/> None <input checked="" type="checkbox"/> Minor <input type="checkbox"/> Moderate <input type="checkbox"/> Extensive
In Impacted Area: <input type="checkbox"/> Yes <input type="checkbox"/> No n/a			Leaf Size:	<input checked="" type="checkbox"/> Normal <input type="checkbox"/> Small
Proposed Land Use: n/a			Heart Rot:	<input checked="" type="checkbox"/> No <input type="checkbox"/> Yes
Impacts: n/a			Insects:	<input checked="" type="checkbox"/> Minor <input type="checkbox"/> Moderate <input type="checkbox"/> Extensive <input type="checkbox"/> None
Mitigations: n/a			Exudations:	<input checked="" type="checkbox"/> No <input type="checkbox"/> Yes

Comments & Notes: NE side of trunk base is exposed; large exposed root on NE side; interior deadwood

²⁵⁰ Health: A = Outstanding; B = Above Average; C = Average; D = Below Average; F = Dead

²⁵¹ Decurrent = Lacking Strong Central Leader. Excurrent = Strong Central Leader.

²⁵² Aesthetic (compared to standard tree of same species) : A = nearly symmetrical, healthy tree – F = Dead

Trunk dbh must be 4" to be included – cumulative diameters. *Juglans nigra*; *Platanus racemosa*; *Umbellularia californica*; native *Quercus sp.* Except scrub oaks not protected.

TREE FIELD DATA WORKSHEET (City of L.A.)

LDC Project No. 10003-001

Survey Date: 4/13/11

Tree Number: 285

GENERAL CHARACTERISTICS				
Species: <input checked="" type="checkbox"/> <i>Q. agrifolia</i> <input type="checkbox"/> <i>Q. lobata</i>			Health Rating ²⁵³ : <input type="checkbox"/> A <input checked="" type="checkbox"/> B- <input type="checkbox"/> C <input type="checkbox"/> D <input type="checkbox"/> F	
<input type="checkbox"/> <i>Ca. Sycamore</i> <input type="checkbox"/> <i>Ca. Bay</i> <input type="checkbox"/> <i>Ca. Black Walnut</i>			Form: <input type="checkbox"/> symmetric <input type="checkbox"/> minor asymmetry	
Trunk Count: 1 Height (ft.): 45			<input checked="" type="checkbox"/> major asymmetry <input type="checkbox"/> stump sprout	
Trunk DBH (in.): 10.5			<input type="checkbox"/> stag-head	
Percent Canopy Cover: 80%			Crown Class ²⁵⁴ : <input checked="" type="checkbox"/> Decurrent <input type="checkbox"/> Excurrent	
Existing Terrain: <input type="checkbox"/> Flat <input checked="" type="checkbox"/> Slope			Age Class: <input type="checkbox"/> immature <input checked="" type="checkbox"/> semi-mature	
Aesthetic Rating ²⁵⁵ : <input type="checkbox"/> A <input checked="" type="checkbox"/> B- <input type="checkbox"/> C <input type="checkbox"/> D <input type="checkbox"/> F			<input type="checkbox"/> mature <input type="checkbox"/> over-mature/senescent	
Overall Grade: <input type="checkbox"/> A <input checked="" type="checkbox"/> B- <input type="checkbox"/> C <input type="checkbox"/> D <input type="checkbox"/> F			Heritage Tree: <input checked="" type="checkbox"/> No <input type="checkbox"/> Yes	
CANOPY CHARACTERISTICS			TREE HEALTH	
	Dripline Radius (Feet)	Canopy to Grade (Feet)	Wound Wood Development:	Excellent <input type="checkbox"/> Average <input checked="" type="checkbox"/> Poor <input type="checkbox"/> None <input type="checkbox"/>
N	0		Foliage Density:	<input checked="" type="checkbox"/> Normal <input type="checkbox"/> Sparse
NE	18		Weak crotches:	<input checked="" type="checkbox"/> No <input type="checkbox"/> Yes
E	12		Oak Pit Scale:	<input checked="" type="checkbox"/> No <input type="checkbox"/> Yes
SE			Mainstem dieback:	<input checked="" type="checkbox"/> No <input type="checkbox"/> Yes
S	0		Exposed Roots:	<input checked="" type="checkbox"/> No <input type="checkbox"/> Yes
SW			Epicormic growth:	<input checked="" type="checkbox"/> No <input type="checkbox"/> Yes
W	0		Shading Out:	<input type="checkbox"/> No <input checked="" type="checkbox"/> Yes
NW			Cavities: <input checked="" type="checkbox"/> None <input type="checkbox"/> Trunk <input type="checkbox"/> Branch	
CANOPY SPREAD (FEET): 18			Exfoliating Bark:	<input checked="" type="checkbox"/> No <input type="checkbox"/> Yes
PROPOSED ACTIONS			Water Pocket(s):	<input checked="" type="checkbox"/> No <input type="checkbox"/> Yes
Monitor for Progress:	<input type="checkbox"/> Yes <input type="checkbox"/> No		Mechanical Damage:	<input checked="" type="checkbox"/> Trunk <input type="checkbox"/> Branch <input type="checkbox"/> None
Treat Infestations:	<input type="checkbox"/> Yes <input type="checkbox"/> No		Canker/Galls:	<input checked="" type="checkbox"/> No <input type="checkbox"/> Yes
Remove Deadwood:	<input type="checkbox"/> Yes <input type="checkbox"/> No		Fungus:	<input checked="" type="checkbox"/> No <input type="checkbox"/> Yes
Support Structure:	<input type="checkbox"/> Yes <input type="checkbox"/> No		Vigor:	<input type="checkbox"/> Excellent <input checked="" type="checkbox"/> Average <input type="checkbox"/> Fair <input type="checkbox"/> Poor
IMPACTS & MITIGATIONS			Twig/ Branch Dieback:	<input type="checkbox"/> None <input checked="" type="checkbox"/> Minor <input type="checkbox"/> Moderate <input type="checkbox"/> Extensive
In Impacted Area:	<input type="checkbox"/> Yes <input type="checkbox"/> No n/a		Leaf Size:	<input checked="" type="checkbox"/> Normal <input type="checkbox"/> Small
Proposed Land Use:	n/a		Heart Rot:	<input checked="" type="checkbox"/> No <input type="checkbox"/> Yes
Impacts:	n/a		Insects:	<input checked="" type="checkbox"/> Minor <input type="checkbox"/> Moderate <input type="checkbox"/> Extensive <input type="checkbox"/> None
Mitigations:	n/a		Exudations:	<input checked="" type="checkbox"/> No <input type="checkbox"/> Yes

Comments & Notes: 1 cut trunk at 4½ ft.

²⁵³ Health: A =Outstanding; B = Above Average; C = Average; D = Below Average; F = Dead

²⁵⁴ Decurrent = Lacking Strong Central Leader. Excurrent = Strong Central Leader.

²⁵⁵ Aesthetic (compared to standard tree of same species) : A = nearly symmetrical, healthy tree – F = Dead

Trunk dbh must be 4" to be included – cumulative diameters. *Juglans nigra*; *Platanus racemosa*; *Umbellularia californica*; native *Quercus sp.* Except scrub oaks not protected.

Survey Date: 4/13/11

Tree Number: 286

GENERAL CHARACTERISTICS				
Species: <input type="checkbox"/> <i>Q. agrifolia</i> <input type="checkbox"/> <i>Q. lobata</i>			Health Rating ²⁵⁶ : <input type="checkbox"/> A <input type="checkbox"/> B <input type="checkbox"/> C <input checked="" type="checkbox"/> D <input type="checkbox"/> F	
<input type="checkbox"/> <i>Ca. Sycamore</i> <input type="checkbox"/> <i>Ca. Bay</i> <input checked="" type="checkbox"/> <i>Ca. Black Walnut</i>			Form: <input type="checkbox"/> symmetric <input type="checkbox"/> minor asymmetry	
Trunk Count: 2 Height (ft.): 25			<input checked="" type="checkbox"/> major asymmetry <input type="checkbox"/> stump sprout	
Trunk DBH (in.): 6, 6			<input type="checkbox"/> stag-head	
Percent Canopy Cover: 35%			Crown Class ²⁵⁷ : <input checked="" type="checkbox"/> Decurrent <input type="checkbox"/> Excurrent	
Existing Terrain: <input type="checkbox"/> Flat <input checked="" type="checkbox"/> Slope			Age Class: <input type="checkbox"/> immature <input checked="" type="checkbox"/> semi-mature	
Aesthetic Rating ²⁵⁸ : <input type="checkbox"/> A <input type="checkbox"/> B <input type="checkbox"/> C <input checked="" type="checkbox"/> D <input type="checkbox"/> F			<input type="checkbox"/> mature <input type="checkbox"/> over-mature/senescent	
Overall Grade: <input type="checkbox"/> A <input type="checkbox"/> B <input type="checkbox"/> C <input checked="" type="checkbox"/> D <input type="checkbox"/> F			Heritage Tree: <input checked="" type="checkbox"/> No <input type="checkbox"/> Yes	
CANOPY CHARACTERISTICS			TREE HEALTH	
	Dripline Radius (Feet)	Canopy to Grade (Feet)	Wound Wood Development:	Excellent <input type="checkbox"/> Average <input type="checkbox"/> Poor <input checked="" type="checkbox"/> None <input type="checkbox"/>
N	25		Foliage Density:	<input type="checkbox"/> Normal <input checked="" type="checkbox"/> Sparse
NE			Weak crotches:	<input checked="" type="checkbox"/> No <input type="checkbox"/> Yes
E	22		Oak Pit Scale:	<input checked="" type="checkbox"/> No <input type="checkbox"/> Yes
SE			Mainstem dieback:	<input type="checkbox"/> No <input checked="" type="checkbox"/> Yes
S	0		Exposed Roots:	<input checked="" type="checkbox"/> No <input type="checkbox"/> Yes
SW			Epicormic growth:	<input type="checkbox"/> No <input checked="" type="checkbox"/> Yes
W	0		Shading Out:	<input type="checkbox"/> No <input checked="" type="checkbox"/> Yes
NW			Cavities: <input type="checkbox"/> None <input checked="" type="checkbox"/> Trunk <input type="checkbox"/> Branch	
CANOPY SPREAD (FEET): 25			Exfoliating Bark:	<input checked="" type="checkbox"/> No <input type="checkbox"/> Yes
PROPOSED ACTIONS			Water Pocket(s):	<input checked="" type="checkbox"/> No <input type="checkbox"/> Yes
Monitor for Progress: <input type="checkbox"/> Yes <input type="checkbox"/> No			Mechanical Damage:	<input checked="" type="checkbox"/> Trunk <input type="checkbox"/> Branch <input type="checkbox"/> None
Treat Infestations: <input type="checkbox"/> Yes <input type="checkbox"/> No			Canker/Galls:	<input type="checkbox"/> No <input checked="" type="checkbox"/> Yes
Remove Deadwood: <input type="checkbox"/> Yes <input type="checkbox"/> No			Fungus:	<input checked="" type="checkbox"/> No <input type="checkbox"/> Yes
Support Structure: <input type="checkbox"/> Yes <input type="checkbox"/> No			Vigor:	<input type="checkbox"/> Excellent <input type="checkbox"/> Average <input checked="" type="checkbox"/> Fair <input type="checkbox"/> Poor
IMPACTS & MITIGATIONS			Twig/ Branch Dieback:	<input type="checkbox"/> None <input type="checkbox"/> Minor <input checked="" type="checkbox"/> Moderate <input type="checkbox"/> Extensive
In Impacted Area: <input type="checkbox"/> Yes <input type="checkbox"/> No n/a			Leaf Size:	<input checked="" type="checkbox"/> Normal <input type="checkbox"/> Small
Proposed Land Use: n/a			Heart Rot:	<input type="checkbox"/> No <input checked="" type="checkbox"/> Yes
Impacts: n/a			Insects:	<input type="checkbox"/> Minor <input checked="" type="checkbox"/> Moderate <input type="checkbox"/> Extensive <input type="checkbox"/> None
Mitigations: n/a			Exudations:	<input checked="" type="checkbox"/> No <input type="checkbox"/> Yes

Comments & Notes: broken branches

²⁵⁶ Health: A =Outstanding; B = Above Average; C = Average; D = Below Average; F = Dead

²⁵⁷ Decurrent = Lacking Strong Central Leader. Excurrent = Strong Central Leader.

²⁵⁸ Aesthetic (compared to standard tree of same species) : A = nearly symmetrical, healthy tree – F = Dead

Trunk dbh must be 4" to be included – cumulative diameters. *Juglans nigra*; *Platanus racemosa*; *Umbellularia californica*; native *Quercus sp.* Except scrub oaks not protected.

TREE FIELD DATA WORKSHEET (City of L.A.)

LDC Project No. 10003-001

Survey Date: 4/13/11

Tree Number: 287

GENERAL CHARACTERISTICS					
Species: <input type="checkbox"/> <i>Q. agrifolia</i> <input type="checkbox"/> <i>Q. lobata</i>			Health Rating ²⁵⁹ : <input type="checkbox"/> A <input type="checkbox"/> B <input type="checkbox"/> C <input checked="" type="checkbox"/> D <input type="checkbox"/> F		
<input type="checkbox"/> <i>Ca. Sycamore</i> <input type="checkbox"/> <i>Ca. Bay</i> <input checked="" type="checkbox"/> <i>Ca. Black Walnut</i>			Form: <input type="checkbox"/> symmetric <input type="checkbox"/> minor asymmetry		
Trunk Count: 5 Height (ft.): 38			<input checked="" type="checkbox"/> major asymmetry <input type="checkbox"/> stump sprout		
Trunk DBH (in.): 6.5, 6, 8.5, 4.5, 8			<input type="checkbox"/> stag-head		
Percent Canopy Cover: 45%			Crown Class ²⁶⁰ : <input checked="" type="checkbox"/> Decurrent <input type="checkbox"/> Excurrent		
Existing Terrain: <input type="checkbox"/> Flat <input checked="" type="checkbox"/> Slope			Age Class: <input type="checkbox"/> immature <input type="checkbox"/> semi-mature		
Aesthetic Rating ²⁶¹ : <input type="checkbox"/> A <input type="checkbox"/> B <input type="checkbox"/> C <input checked="" type="checkbox"/> D <input type="checkbox"/> F			<input checked="" type="checkbox"/> mature <input type="checkbox"/> over-mature/senescent		
Overall Grade: <input type="checkbox"/> A <input type="checkbox"/> B <input type="checkbox"/> C <input checked="" type="checkbox"/> D <input type="checkbox"/> F			Heritage Tree: <input checked="" type="checkbox"/> No <input type="checkbox"/> Yes		
CANOPY CHARACTERISTICS			TREE HEALTH		
	Dripline Radius (Feet)	Canopy to Grade (Feet)	Wound Wood Development:	Excellent <input type="checkbox"/> Average <input type="checkbox"/> Poor <input checked="" type="checkbox"/> None <input type="checkbox"/>	
N	25		Foliage Density:	<input checked="" type="checkbox"/> Normal <input type="checkbox"/> Sparse	
NE			Weak crotches:	<input checked="" type="checkbox"/> No <input type="checkbox"/> Yes	
E	22		Oak Pit Scale:	<input checked="" type="checkbox"/> No <input type="checkbox"/> Yes	
SE			Mainstem dieback:	<input type="checkbox"/> No <input checked="" type="checkbox"/> Yes	
S	21		Exposed Roots:	<input checked="" type="checkbox"/> No <input type="checkbox"/> Yes	
SW			Epicormic growth:	<input checked="" type="checkbox"/> No <input type="checkbox"/> Yes	
W	0		Shading Out:	<input type="checkbox"/> No <input checked="" type="checkbox"/> Yes	
NW			Cavities: <input type="checkbox"/> None <input checked="" type="checkbox"/> Trunk <input checked="" type="checkbox"/> Branch		
CANOPY SPREAD (FEET): 46			Exfoliating Bark:	<input checked="" type="checkbox"/> No <input type="checkbox"/> Yes	
PROPOSED ACTIONS			Water Pocket(s):	<input type="checkbox"/> No <input checked="" type="checkbox"/> Yes	
Monitor for Progress:	<input type="checkbox"/> Yes <input type="checkbox"/> No		Mechanical Damage:	<input type="checkbox"/> Trunk <input type="checkbox"/> Branch <input checked="" type="checkbox"/> None	
Treat Infestations:	<input type="checkbox"/> Yes <input type="checkbox"/> No		Canker/Galls:	<input type="checkbox"/> No <input checked="" type="checkbox"/> Yes	
Remove Deadwood:	<input type="checkbox"/> Yes <input type="checkbox"/> No		Fungus:	<input checked="" type="checkbox"/> No <input type="checkbox"/> Yes	
Support Structure:	<input type="checkbox"/> Yes <input type="checkbox"/> No		Vigor:	<input type="checkbox"/> Excellent <input type="checkbox"/> Average <input checked="" type="checkbox"/> Fair <input type="checkbox"/> Poor	
IMPACTS & MITIGATIONS			Twig/ Branch Dieback:	<input type="checkbox"/> None <input type="checkbox"/> Minor <input checked="" type="checkbox"/> Moderate <input type="checkbox"/> Extensive	
In Impacted Area:	<input type="checkbox"/> Yes <input type="checkbox"/> No n/a		Leaf Size:	<input checked="" type="checkbox"/> Normal <input type="checkbox"/> Small	
Proposed Land Use:	n/a		Heart Rot:	<input type="checkbox"/> No <input checked="" type="checkbox"/> Yes	
Impacts:	n/a		Insects:	<input type="checkbox"/> Minor <input type="checkbox"/> Moderate <input checked="" type="checkbox"/> Extensive <input type="checkbox"/> None	
Mitigations:	n/a		Exudations:	<input checked="" type="checkbox"/> No <input type="checkbox"/> Yes	

Comments & Notes: large cavity in center of all trunks; 1 dead trunk; upper canopy is mostly dead

²⁵⁹ Health: A = Outstanding; B = Above Average; C = Average; D = Below Average; F = Dead

²⁶⁰ Decurrent = Lacking Strong Central Leader. Excurrent = Strong Central Leader.

²⁶¹ Aesthetic (compared to standard tree of same species) : A = nearly symmetrical, healthy tree – F = Dead

Trunk dbh must be 4" to be included – cumulative diameters. *Juglans nigra*; *Platanus racemosa*; *Umbellularia californica*; native *Quercus sp.* Except scrub oaks not protected.

TREE FIELD DATA WORKSHEET (City of L.A.)

LDC Project No. 10003-001

Survey Date: 4/13/11

Tree Number: 288

GENERAL CHARACTERISTICS				
Species: <input checked="" type="checkbox"/> <i>Q. agrifolia</i> <input type="checkbox"/> <i>Q. lobata</i>			Health Rating ²⁶² : <input type="checkbox"/> A <input checked="" type="checkbox"/> B <input type="checkbox"/> C <input type="checkbox"/> D <input type="checkbox"/> F	
<input type="checkbox"/> <i>Ca. Sycamore</i> <input type="checkbox"/> <i>Ca. Bay</i> <input type="checkbox"/> <i>Ca. Black Walnut</i>			Form: <input type="checkbox"/> symmetric <input type="checkbox"/> minor asymmetry	
Trunk Count: 1 Height (ft.): 40			<input checked="" type="checkbox"/> major asymmetry <input type="checkbox"/> stump sprout	
Trunk DBH (in.): 11			<input type="checkbox"/> stag-head	
Percent Canopy Cover: 80%			Crown Class ²⁶³ : <input checked="" type="checkbox"/> Decurrent <input type="checkbox"/> Excurrent	
Existing Terrain: <input type="checkbox"/> Flat <input checked="" type="checkbox"/> Slope			Age Class: <input type="checkbox"/> immature <input checked="" type="checkbox"/> semi-mature	
Aesthetic Rating ²⁶⁴ : <input type="checkbox"/> A <input checked="" type="checkbox"/> B <input type="checkbox"/> C <input type="checkbox"/> D <input type="checkbox"/> F			<input type="checkbox"/> mature <input type="checkbox"/> over-mature/senescent	
Overall Grade: <input type="checkbox"/> A <input checked="" type="checkbox"/> B <input type="checkbox"/> C <input type="checkbox"/> D <input type="checkbox"/> F			Heritage Tree: <input checked="" type="checkbox"/> No <input type="checkbox"/> Yes	
CANOPY CHARACTERISTICS			TREE HEALTH	
	Dripline Radius (Feet)	Canopy to Grade (Feet)	Wound Wood Development:	Excellent <input type="checkbox"/> Average <input checked="" type="checkbox"/> Poor <input type="checkbox"/> None <input type="checkbox"/>
N	0		Foliage Density:	<input checked="" type="checkbox"/> Normal <input type="checkbox"/> Sparse
NE			Weak crotches:	<input checked="" type="checkbox"/> No <input type="checkbox"/> Yes
E	18		Oak Pit Scale:	<input checked="" type="checkbox"/> No <input type="checkbox"/> Yes
SE			Mainstem dieback:	<input checked="" type="checkbox"/> No <input type="checkbox"/> Yes
S	13		Exposed Roots:	<input checked="" type="checkbox"/> No <input type="checkbox"/> Yes
SW			Epicormic growth:	<input type="checkbox"/> No <input checked="" type="checkbox"/> Yes
W	0		Shading Out:	<input type="checkbox"/> No <input checked="" type="checkbox"/> Yes
NW			Cavities: <input checked="" type="checkbox"/> None	<input type="checkbox"/> Trunk <input type="checkbox"/> Branch
CANOPY SPREAD (FEET): 18			Exfoliating Bark:	<input checked="" type="checkbox"/> No <input type="checkbox"/> Yes
PROPOSED ACTIONS			Water Pocket(s):	<input checked="" type="checkbox"/> No <input type="checkbox"/> Yes
Monitor for Progress: <input type="checkbox"/> Yes <input type="checkbox"/> No			Mechanical Damage:	<input type="checkbox"/> Trunk <input type="checkbox"/> Branch <input checked="" type="checkbox"/> None
Treat Infestations: <input type="checkbox"/> Yes <input type="checkbox"/> No			Canker/Galls:	<input checked="" type="checkbox"/> No <input type="checkbox"/> Yes
Remove Deadwood: <input type="checkbox"/> Yes <input type="checkbox"/> No			Fungus:	<input checked="" type="checkbox"/> No <input type="checkbox"/> Yes
Support Structure: <input type="checkbox"/> Yes <input type="checkbox"/> No			Vigor:	<input type="checkbox"/> Excellent <input checked="" type="checkbox"/> Average <input type="checkbox"/> Fair <input type="checkbox"/> Poor
IMPACTS & MITIGATIONS			Twig/ Branch Dieback:	<input type="checkbox"/> None <input checked="" type="checkbox"/> Minor <input type="checkbox"/> Moderate <input type="checkbox"/> Extensive
In Impacted Area: <input type="checkbox"/> Yes <input type="checkbox"/> No n/a			Leaf Size:	<input checked="" type="checkbox"/> Normal <input type="checkbox"/> Small
Proposed Land Use: n/a			Heart Rot:	<input checked="" type="checkbox"/> No <input type="checkbox"/> Yes
Impacts: n/a			Insects:	<input checked="" type="checkbox"/> Minor <input type="checkbox"/> Moderate <input type="checkbox"/> Extensive <input type="checkbox"/> None
Mitigations: n/a			Exudations:	<input checked="" type="checkbox"/> No <input type="checkbox"/> Yes

Comments & Notes:

²⁶² Health: A = Outstanding; B = Above Average; C = Average; D = Below Average; F = Dead

²⁶³ Decurrent = Lacking Strong Central Leader. Excurrent = Strong Central Leader.

²⁶⁴ Aesthetic (compared to standard tree of same species) : A = nearly symmetrical, healthy tree – F = Dead

Trunk dbh must be 4" to be included – cumulative diameters. *Juglans nigra*; *Platanus racemosa*; *Umbellularia californica*; native *Quercus sp.* Except scrub oaks not protected.

TREE FIELD DATA WORKSHEET (City of L.A.)

LDC Project No. 10003-001

Survey Date: 4/13/11

Tree Number: 289

GENERAL CHARACTERISTICS				
Species: <input type="checkbox"/> <i>Q. agrifolia</i> <input type="checkbox"/> <i>Q. lobata</i>			Health Rating ²⁶⁵ : <input type="checkbox"/> A <input type="checkbox"/> B <input type="checkbox"/> C <input checked="" type="checkbox"/> D <input type="checkbox"/> F	
<input type="checkbox"/> <i>Ca. Sycamore</i> <input type="checkbox"/> <i>Ca. Bay</i> <input checked="" type="checkbox"/> <i>Ca. Black Walnut</i>			Form: <input type="checkbox"/> symmetric <input checked="" type="checkbox"/> minor asymmetry	
Trunk Count: 1 Height (ft.): 35			<input type="checkbox"/> major asymmetry <input type="checkbox"/> stump sprout	
Trunk DBH (in.): 6			<input type="checkbox"/> stag-head	
Percent Canopy Cover: 60%			Crown Class ²⁶⁶ : <input checked="" type="checkbox"/> Decurrent <input type="checkbox"/> Excurrent	
Existing Terrain: <input type="checkbox"/> Flat <input checked="" type="checkbox"/> Slope			Age Class: <input type="checkbox"/> immature <input checked="" type="checkbox"/> semi-mature	
Aesthetic Rating ²⁶⁷ : <input type="checkbox"/> A <input type="checkbox"/> B <input type="checkbox"/> C <input checked="" type="checkbox"/> D <input type="checkbox"/> F			<input type="checkbox"/> mature <input type="checkbox"/> over-mature/senescent	
Overall Grade: <input type="checkbox"/> A <input type="checkbox"/> B <input type="checkbox"/> C <input checked="" type="checkbox"/> D <input type="checkbox"/> F			Heritage Tree: <input checked="" type="checkbox"/> No <input type="checkbox"/> Yes	
CANOPY CHARACTERISTICS			TREE HEALTH	
	Dripline Radius (Feet)	Canopy to Grade (Feet)	Wound Wood Development:	Excellent <input type="checkbox"/> Average <input type="checkbox"/> Poor <input checked="" type="checkbox"/> None <input type="checkbox"/>
N	6		Foliage Density:	<input type="checkbox"/> Normal <input checked="" type="checkbox"/> Sparse
NE			Weak crotches:	<input checked="" type="checkbox"/> No <input type="checkbox"/> Yes
E	12		Oak Pit Scale:	<input checked="" type="checkbox"/> No <input type="checkbox"/> Yes
SE			Mainstem dieback:	<input type="checkbox"/> No <input checked="" type="checkbox"/> Yes
S	12		Exposed Roots:	<input checked="" type="checkbox"/> No <input type="checkbox"/> Yes
SW			Epicormic growth:	<input checked="" type="checkbox"/> No <input type="checkbox"/> Yes
W	0		Shading Out:	<input type="checkbox"/> No <input checked="" type="checkbox"/> Yes
NW			Cavities: <input checked="" type="checkbox"/> None	<input type="checkbox"/> Trunk <input type="checkbox"/> Branch
			Exfoliating Bark:	<input checked="" type="checkbox"/> No <input type="checkbox"/> Yes
CANOPY SPREAD (FEET): 18			Water Pocket(s):	<input checked="" type="checkbox"/> No <input type="checkbox"/> Yes
PROPOSED ACTIONS			Mechanical Damage:	<input type="checkbox"/> Trunk <input type="checkbox"/> Branch <input checked="" type="checkbox"/> None
Monitor for Progress:	<input type="checkbox"/> Yes <input type="checkbox"/> No		Canker/Galls:	<input type="checkbox"/> No <input checked="" type="checkbox"/> Yes
Treat Infestations:	<input type="checkbox"/> Yes <input type="checkbox"/> No		Fungus:	<input checked="" type="checkbox"/> No <input type="checkbox"/> Yes
Remove Deadwood:	<input type="checkbox"/> Yes <input type="checkbox"/> No		Vigor:	<input type="checkbox"/> Excellent <input type="checkbox"/> Average
Support Structure:	<input type="checkbox"/> Yes <input type="checkbox"/> No			<input type="checkbox"/> Fair <input checked="" type="checkbox"/> Poor
IMPACTS & MITIGATIONS			Twig/ Branch Dieback:	<input type="checkbox"/> None <input type="checkbox"/> Minor <input type="checkbox"/> Moderate <input checked="" type="checkbox"/> Extensive
In Impacted Area:	<input type="checkbox"/> Yes <input type="checkbox"/> No n/a		Leaf Size:	<input checked="" type="checkbox"/> Normal <input type="checkbox"/> Small
Proposed Land Use:	n/a		Heart Rot:	<input checked="" type="checkbox"/> No <input type="checkbox"/> Yes
Impacts:	n/a		Insects:	<input type="checkbox"/> Minor <input checked="" type="checkbox"/> Moderate <input type="checkbox"/> Extensive <input type="checkbox"/> None
Mitigations:	n/a		Exudations:	<input checked="" type="checkbox"/> No <input type="checkbox"/> Yes

Comments & Notes:

²⁶⁵ Health: A =Outstanding; B = Above Average; C = Average; D = Below Average; F = Dead

²⁶⁶ Decurrent = Lacking Strong Central Leader. Excurrent = Strong Central Leader.

²⁶⁷ Aesthetic (compared to standard tree of same species) : A = nearly symmetrical, healthy tree – F = Dead

Trunk dbh must be 4" to be included – cumulative diameters. *Juglans nigra*; *Platanus racemosa*; *Umbellularia californica*; native *Quercus sp.* Except scrub oaks not protected.

Survey Date: 4/13/11

Tree Number: 290

GENERAL CHARACTERISTICS				
Species: <input checked="" type="checkbox"/> <i>Q. agrifolia</i> <input type="checkbox"/> <i>Q. lobata</i>			Health Rating ²⁶⁸ : <input type="checkbox"/> A <input checked="" type="checkbox"/> B <input type="checkbox"/> C <input type="checkbox"/> D <input type="checkbox"/> F	
<input type="checkbox"/> <i>Ca. Sycamore</i> <input type="checkbox"/> <i>Ca. Bay</i> <input type="checkbox"/> <i>Ca. Black Walnut</i>			Form: <input type="checkbox"/> symmetric <input type="checkbox"/> minor asymmetry	
Trunk Count: 1 Height (ft.): 27			<input checked="" type="checkbox"/> major asymmetry <input type="checkbox"/> stump sprout	
Trunk DBH (in.): 14.5			<input type="checkbox"/> stag-head	
Percent Canopy Cover: 85%			Crown Class ²⁶⁹ : <input checked="" type="checkbox"/> Decurrent <input type="checkbox"/> Excurrent	
Existing Terrain: <input type="checkbox"/> Flat <input checked="" type="checkbox"/> Slope			Age Class: <input type="checkbox"/> immature <input type="checkbox"/> semi-mature	
Aesthetic Rating ²⁷⁰ : <input type="checkbox"/> A <input checked="" type="checkbox"/> B <input type="checkbox"/> C <input type="checkbox"/> D <input type="checkbox"/> F			<input checked="" type="checkbox"/> mature <input type="checkbox"/> over-mature/senescent	
Overall Grade: <input type="checkbox"/> A <input checked="" type="checkbox"/> B <input type="checkbox"/> C <input type="checkbox"/> D <input type="checkbox"/> F			Heritage Tree: <input checked="" type="checkbox"/> No <input type="checkbox"/> Yes	
CANOPY CHARACTERISTICS			TREE HEALTH	
	Dripline Radius (Feet)	Canopy to Grade (Feet)	Wound Wood Development:	Excellent <input type="checkbox"/> Average <input checked="" type="checkbox"/> Poor <input type="checkbox"/> None <input type="checkbox"/>
N	2		Foliage Density:	<input checked="" type="checkbox"/> Normal <input type="checkbox"/> Sparse
NE			Weak crotches:	<input checked="" type="checkbox"/> No <input type="checkbox"/> Yes
E	4		Oak Pit Scale:	<input checked="" type="checkbox"/> No <input type="checkbox"/> Yes
SE			Mainstem dieback:	<input checked="" type="checkbox"/> No <input type="checkbox"/> Yes
S	27		Exposed Roots:	<input checked="" type="checkbox"/> No <input type="checkbox"/> Yes
SW			Epicormic growth:	<input checked="" type="checkbox"/> No <input type="checkbox"/> Yes
W	6		Shading Out:	<input type="checkbox"/> No <input checked="" type="checkbox"/> Yes
NW			Cavities: <input checked="" type="checkbox"/> None	<input type="checkbox"/> Trunk <input type="checkbox"/> Branch
CANOPY SPREAD (FEET): 29			Exfoliating Bark:	<input type="checkbox"/> No <input checked="" type="checkbox"/> Yes
PROPOSED ACTIONS			Water Pocket(s):	<input checked="" type="checkbox"/> No <input type="checkbox"/> Yes
Monitor for Progress: <input type="checkbox"/> Yes <input type="checkbox"/> No			Mechanical Damage:	<input type="checkbox"/> Trunk <input type="checkbox"/> Branch <input checked="" type="checkbox"/> None
Treat Infestations: <input type="checkbox"/> Yes <input type="checkbox"/> No			Canker/Galls:	<input checked="" type="checkbox"/> No <input type="checkbox"/> Yes
Remove Deadwood: <input type="checkbox"/> Yes <input type="checkbox"/> No			Fungus:	<input checked="" type="checkbox"/> No <input type="checkbox"/> Yes
Support Structure: <input type="checkbox"/> Yes <input type="checkbox"/> No			Vigor:	<input type="checkbox"/> Excellent <input checked="" type="checkbox"/> Average <input type="checkbox"/> Fair <input type="checkbox"/> Poor
IMPACTS & MITIGATIONS			Twig/ Branch Dieback:	<input type="checkbox"/> None <input checked="" type="checkbox"/> Minor <input type="checkbox"/> Moderate <input type="checkbox"/> Extensive
In Impacted Area: <input type="checkbox"/> Yes <input type="checkbox"/> No n/a			Leaf Size:	<input checked="" type="checkbox"/> Normal <input type="checkbox"/> Small
Proposed Land Use: n/a			Heart Rot:	<input checked="" type="checkbox"/> No <input type="checkbox"/> Yes
Impacts: n/a			Insects:	<input checked="" type="checkbox"/> Minor <input type="checkbox"/> Moderate <input type="checkbox"/> Extensive <input type="checkbox"/> None
Mitigations: n/a			Exudations:	<input checked="" type="checkbox"/> No <input type="checkbox"/> Yes

Comments & Notes:

²⁶⁸ Health: A = Outstanding; B = Above Average; C = Average; D = Below Average; F = Dead

²⁶⁹ Decurrent = Lacking Strong Central Leader. Excurrent = Strong Central Leader.

²⁷⁰ Aesthetic (compared to standard tree of same species) : A = nearly symmetrical, healthy tree – F = Dead

Trunk dbh must be 4" to be included – cumulative diameters. *Juglans nigra*; *Platanus racemosa*; *Umbellularia californica*; native *Quercus sp.* Except scrub oaks not protected.

TREE FIELD DATA WORKSHEET (City of L.A.)

LDC Project No. 10003-001

Survey Date: 4/13/11

Tree Number: 291

GENERAL CHARACTERISTICS					
Species: <input type="checkbox"/> <i>Q. agrifolia</i> <input type="checkbox"/> <i>Q. lobata</i>			Health Rating ²⁷¹ : <input type="checkbox"/> A <input type="checkbox"/> B <input type="checkbox"/> C <input checked="" type="checkbox"/> D <input type="checkbox"/> F		
<input type="checkbox"/> <i>Ca. Sycamore</i> <input type="checkbox"/> <i>Ca. Bay</i> <input checked="" type="checkbox"/> <i>Ca. Black Walnut</i>			Form: <input type="checkbox"/> symmetric <input type="checkbox"/> minor asymmetry		
Trunk Count: 1 Height (ft.): 17			<input checked="" type="checkbox"/> major asymmetry <input type="checkbox"/> stump sprout		
Trunk DBH (in.): 4.5			<input type="checkbox"/> stag-head		
Percent Canopy Cover: 70%			Crown Class ²⁷² : <input checked="" type="checkbox"/> Decurrent <input type="checkbox"/> Excurrent		
Existing Terrain: <input type="checkbox"/> Flat <input checked="" type="checkbox"/> Slope			Age Class: <input checked="" type="checkbox"/> immature <input type="checkbox"/> semi-mature		
Aesthetic Rating ²⁷³ : <input type="checkbox"/> A <input type="checkbox"/> B <input checked="" type="checkbox"/> C <input type="checkbox"/> D <input type="checkbox"/> F			<input type="checkbox"/> mature <input type="checkbox"/> over-mature/senescent		
Overall Grade: <input type="checkbox"/> A <input type="checkbox"/> B <input type="checkbox"/> C <input checked="" type="checkbox"/> D <input type="checkbox"/> F			Heritage Tree: <input checked="" type="checkbox"/> No <input type="checkbox"/> Yes		
CANOPY CHARACTERISTICS			TREE HEALTH		
	Dripline Radius (Feet)	Canopy to Grade (Feet)	Wound Wood Development:	Excellent <input type="checkbox"/> Average <input checked="" type="checkbox"/>	Poor <input type="checkbox"/> None <input type="checkbox"/>
N	0		Foliage Density:	<input checked="" type="checkbox"/> Normal <input type="checkbox"/> Sparse	
NE			Weak crotches:	<input checked="" type="checkbox"/> No <input type="checkbox"/> Yes	
E	14		Oak Pit Scale:	<input checked="" type="checkbox"/> No <input type="checkbox"/> Yes	
SE			Mainstem dieback:	<input checked="" type="checkbox"/> No <input type="checkbox"/> Yes	
S	12		Exposed Roots:	<input checked="" type="checkbox"/> No <input type="checkbox"/> Yes	
SW			Epicormic growth:	<input checked="" type="checkbox"/> No <input type="checkbox"/> Yes	
W	0		Shading Out:	<input type="checkbox"/> No <input checked="" type="checkbox"/> Yes	
NW			Cavities: <input checked="" type="checkbox"/> None	<input type="checkbox"/> Trunk <input type="checkbox"/> Branch	
CANOPY SPREAD (FEET): 14			Exfoliating Bark:	<input checked="" type="checkbox"/> No <input type="checkbox"/> Yes	
PROPOSED ACTIONS			Water Pocket(s):	<input checked="" type="checkbox"/> No <input type="checkbox"/> Yes	
Monitor for Progress:	<input type="checkbox"/> Yes <input type="checkbox"/> No		Mechanical Damage:	<input type="checkbox"/> Trunk <input checked="" type="checkbox"/> Branch	<input type="checkbox"/> None
Treat Infestations:	<input type="checkbox"/> Yes <input type="checkbox"/> No		Canker/Galls:	<input type="checkbox"/> No <input checked="" type="checkbox"/> Yes	
Remove Deadwood:	<input type="checkbox"/> Yes <input type="checkbox"/> No		Fungus:	<input checked="" type="checkbox"/> No <input type="checkbox"/> Yes	
Support Structure:	<input type="checkbox"/> Yes <input type="checkbox"/> No		Vigor:	<input type="checkbox"/> Excellent <input checked="" type="checkbox"/> Average	<input type="checkbox"/> Fair <input type="checkbox"/> Poor
IMPACTS & MITIGATIONS			Twig/ Branch Dieback:	<input type="checkbox"/> None <input type="checkbox"/> Minor	<input checked="" type="checkbox"/> Moderate <input type="checkbox"/> Extensive
In Impacted Area:	<input type="checkbox"/> Yes <input type="checkbox"/> No n/a		Leaf Size:	<input checked="" type="checkbox"/> Normal <input type="checkbox"/> Small	
Proposed Land Use:	n/a		Heart Rot:	<input checked="" type="checkbox"/> No <input type="checkbox"/> Yes	
Impacts:	n/a		Insects:	<input checked="" type="checkbox"/> Minor <input type="checkbox"/> Moderate	<input type="checkbox"/> Extensive <input type="checkbox"/> None
Mitigations:	n/a		Exudations:	<input checked="" type="checkbox"/> No <input type="checkbox"/> Yes	

Comments & Notes:

²⁷¹ Health: A =Outstanding; B = Above Average; C = Average; D = Below Average; F = Dead

²⁷² Decurrent = Lacking Strong Central Leader. Excurrent = Strong Central Leader.

²⁷³ Aesthetic (compared to standard tree of same species) : A = nearly symmetrical, healthy tree – F = Dead

Trunk dbh must be 4" to be included – cumulative diameters. *Juglans nigra*; *Platanus racemosa*; *Umbellularia californica*; native *Quercus sp.* Except scrub oaks not protected.

Survey Date: 4/13/11

Tree Number: 292

GENERAL CHARACTERISTICS				
Species: <input type="checkbox"/> <i>Q. agrifolia</i> <input type="checkbox"/> <i>Q. lobata</i>			Health Rating ²⁷⁴ : <input type="checkbox"/> A <input type="checkbox"/> B <input type="checkbox"/> C <input checked="" type="checkbox"/> D <input type="checkbox"/> F	
<input type="checkbox"/> <i>Ca. Sycamore</i> <input type="checkbox"/> <i>Ca. Bay</i> <input checked="" type="checkbox"/> <i>Ca. Black Walnut</i>			Form: <input checked="" type="checkbox"/> symmetric <input type="checkbox"/> minor asymmetry	
Trunk Count: 4 Height (ft.): 37			<input type="checkbox"/> major asymmetry <input type="checkbox"/> stump sprout	
Trunk DBH (in.): 5, 9, 3.5, 6			<input type="checkbox"/> stag-head	
Percent Canopy Cover: 75%			Crown Class ²⁷⁵ : <input checked="" type="checkbox"/> Decurrent <input type="checkbox"/> Excurrent	
Existing Terrain: <input type="checkbox"/> Flat <input checked="" type="checkbox"/> Slope			Age Class: <input type="checkbox"/> immature <input type="checkbox"/> semi-mature	
Aesthetic Rating ²⁷⁶ : <input type="checkbox"/> A <input type="checkbox"/> B <input type="checkbox"/> C <input checked="" type="checkbox"/> D <input type="checkbox"/> F			<input checked="" type="checkbox"/> mature <input type="checkbox"/> over-mature/senescent	
Overall Grade: <input type="checkbox"/> A <input type="checkbox"/> B <input type="checkbox"/> C <input checked="" type="checkbox"/> D <input type="checkbox"/> F			Heritage Tree: <input checked="" type="checkbox"/> No <input type="checkbox"/> Yes	
CANOPY CHARACTERISTICS			TREE HEALTH	
	Dripline Radius (Feet)	Canopy to Grade (Feet)	Wound Wood Development:	Excellent <input type="checkbox"/> Average <input checked="" type="checkbox"/> Poor <input type="checkbox"/> None <input type="checkbox"/>
N	15		Foliage Density:	<input checked="" type="checkbox"/> Normal <input type="checkbox"/> Sparse
NE			Weak crotches:	<input checked="" type="checkbox"/> No <input type="checkbox"/> Yes
E	16		Oak Pit Scale:	<input checked="" type="checkbox"/> No <input type="checkbox"/> Yes
SE			Mainstem dieback:	<input type="checkbox"/> No <input checked="" type="checkbox"/> Yes
S	19		Exposed Roots:	<input checked="" type="checkbox"/> No <input type="checkbox"/> Yes
SW			Epicormic growth:	<input type="checkbox"/> No <input checked="" type="checkbox"/> Yes
W	8		Shading Out:	<input checked="" type="checkbox"/> No <input type="checkbox"/> Yes
NW			Cavities: <input type="checkbox"/> None <input checked="" type="checkbox"/> Trunk <input type="checkbox"/> Branch	
CANOPY SPREAD (FEET): 34			Exfoliating Bark:	<input checked="" type="checkbox"/> No <input type="checkbox"/> Yes
PROPOSED ACTIONS			Water Pocket(s):	<input type="checkbox"/> No <input checked="" type="checkbox"/> Yes
Monitor for Progress: <input type="checkbox"/> Yes <input type="checkbox"/> No			Mechanical Damage:	<input checked="" type="checkbox"/> Trunk <input type="checkbox"/> Branch <input type="checkbox"/> None
Treat Infestations: <input type="checkbox"/> Yes <input type="checkbox"/> No			Canker/Galls:	<input type="checkbox"/> No <input checked="" type="checkbox"/> Yes
Remove Deadwood: <input type="checkbox"/> Yes <input type="checkbox"/> No			Fungus:	<input checked="" type="checkbox"/> No <input type="checkbox"/> Yes
Support Structure: <input type="checkbox"/> Yes <input type="checkbox"/> No			Vigor:	<input type="checkbox"/> Excellent <input type="checkbox"/> Average <input checked="" type="checkbox"/> Fair <input type="checkbox"/> Poor
IMPACTS & MITIGATIONS			Twig/ Branch Dieback:	<input type="checkbox"/> None <input type="checkbox"/> Minor <input checked="" type="checkbox"/> Moderate <input type="checkbox"/> Extensive
In Impacted Area: <input type="checkbox"/> Yes <input type="checkbox"/> No n/a			Leaf Size:	<input checked="" type="checkbox"/> Normal <input type="checkbox"/> Small
Proposed Land Use: n/a			Heart Rot:	<input type="checkbox"/> No <input checked="" type="checkbox"/> Yes
Impacts: n/a			Insects:	<input type="checkbox"/> Minor <input checked="" type="checkbox"/> Moderate <input type="checkbox"/> Extensive <input type="checkbox"/> None
Mitigations: n/a			Exudations:	<input checked="" type="checkbox"/> No <input type="checkbox"/> Yes

Comments & Notes: basal cavity – cut trunk; brown spots on leaves

²⁷⁴ Health: A = Outstanding; B = Above Average; C = Average; D = Below Average; F = Dead

²⁷⁵ Decurrent = Lacking Strong Central Leader. Excurrent = Strong Central Leader.

²⁷⁶ Aesthetic (compared to standard tree of same species) : A = nearly symmetrical, healthy tree – F = Dead

Trunk dbh must be 4" to be included – cumulative diameters. *Juglans nigra*; *Platanus racemosa*; *Umbellularia californica*; native *Quercus sp.* Except scrub oaks not protected.

Survey Date: 4/13/11

Tree Number: 293

GENERAL CHARACTERISTICS				
Species: <input type="checkbox"/> <i>Q. agrifolia</i> <input type="checkbox"/> <i>Q. lobata</i>			Health Rating ²⁷⁷ : <input type="checkbox"/> A <input type="checkbox"/> B <input type="checkbox"/> C <input checked="" type="checkbox"/> D <input type="checkbox"/> F	
<input type="checkbox"/> <i>Ca. Sycamore</i> <input type="checkbox"/> <i>Ca. Bay</i> <input checked="" type="checkbox"/> <i>Ca. Black Walnut</i>			Form: <input type="checkbox"/> symmetric <input checked="" type="checkbox"/> minor asymmetry	
Trunk Count: 3 Height (ft.): 12			<input type="checkbox"/> major asymmetry <input type="checkbox"/> stump sprout	
Trunk DBH (in.): 2.5, 2, 3			<input type="checkbox"/> stag-head	
Percent Canopy Cover: 65%			Crown Class ²⁷⁸ : <input checked="" type="checkbox"/> Decurrent <input type="checkbox"/> Excurrent	
Existing Terrain: <input type="checkbox"/> Flat <input checked="" type="checkbox"/> Slope			Age Class: <input checked="" type="checkbox"/> immature <input type="checkbox"/> semi-mature	
Aesthetic Rating ²⁷⁹ : <input type="checkbox"/> A <input type="checkbox"/> B <input type="checkbox"/> C <input checked="" type="checkbox"/> D <input type="checkbox"/> F			<input type="checkbox"/> mature <input type="checkbox"/> over-mature/senescent	
Overall Grade: <input type="checkbox"/> A <input type="checkbox"/> B <input type="checkbox"/> C <input checked="" type="checkbox"/> D <input type="checkbox"/> F			Heritage Tree: <input checked="" type="checkbox"/> No <input type="checkbox"/> Yes	
CANOPY CHARACTERISTICS			TREE HEALTH	
	Dripline Radius (Feet)	Canopy to Grade (Feet)	Wound Wood Development:	Excellent <input type="checkbox"/> Average <input checked="" type="checkbox"/> Poor <input type="checkbox"/> None <input type="checkbox"/>
N	2		Foliage Density:	<input checked="" type="checkbox"/> Normal <input type="checkbox"/> Sparse
NE			Weak crotches:	<input checked="" type="checkbox"/> No <input type="checkbox"/> Yes
E	6		Oak Pit Scale:	<input checked="" type="checkbox"/> No <input type="checkbox"/> Yes
SE			Mainstem dieback:	<input type="checkbox"/> No <input checked="" type="checkbox"/> Yes
S	10		Exposed Roots:	<input checked="" type="checkbox"/> No <input type="checkbox"/> Yes
SW			Epicormic growth:	<input type="checkbox"/> No <input checked="" type="checkbox"/> Yes
W	4		Shading Out:	<input type="checkbox"/> No <input checked="" type="checkbox"/> Yes
NW			Cavities: <input checked="" type="checkbox"/> None	<input type="checkbox"/> Trunk <input type="checkbox"/> Branch
CANOPY SPREAD (FEET): 12			Exfoliating Bark:	<input checked="" type="checkbox"/> No <input type="checkbox"/> Yes
PROPOSED ACTIONS			Water Pocket(s):	<input checked="" type="checkbox"/> No <input type="checkbox"/> Yes
Monitor for Progress: <input type="checkbox"/> Yes <input type="checkbox"/> No			Mechanical Damage:	<input type="checkbox"/> Trunk <input type="checkbox"/> Branch <input checked="" type="checkbox"/> None
Treat Infestations: <input type="checkbox"/> Yes <input type="checkbox"/> No			Canker/Galls:	<input type="checkbox"/> No <input checked="" type="checkbox"/> Yes
Remove Deadwood: <input type="checkbox"/> Yes <input type="checkbox"/> No			Fungus:	<input checked="" type="checkbox"/> No <input type="checkbox"/> Yes
Support Structure: <input type="checkbox"/> Yes <input type="checkbox"/> No			Vigor:	<input type="checkbox"/> Excellent <input type="checkbox"/> Average <input type="checkbox"/> Fair <input checked="" type="checkbox"/> Poor
IMPACTS & MITIGATIONS			Twig/ Branch Dieback:	<input type="checkbox"/> None <input type="checkbox"/> Minor <input type="checkbox"/> Moderate <input checked="" type="checkbox"/> Extensive
In Impacted Area: <input type="checkbox"/> Yes <input type="checkbox"/> No n/a			Leaf Size:	<input type="checkbox"/> Normal <input checked="" type="checkbox"/> Small
Proposed Land Use: n/a			Heart Rot:	<input checked="" type="checkbox"/> No <input type="checkbox"/> Yes
Impacts: n/a			Insects:	<input type="checkbox"/> Minor <input checked="" type="checkbox"/> Moderate <input type="checkbox"/> Extensive <input type="checkbox"/> None
Mitigations: n/a			Exudations:	<input checked="" type="checkbox"/> No <input type="checkbox"/> Yes

Comments & Notes: canopy heading mostly towards south

²⁷⁷ Health: A = Outstanding; B = Above Average; C = Average; D = Below Average; F = Dead

²⁷⁸ Decurrent = Lacking Strong Central Leader. Excurrent = Strong Central Leader.

²⁷⁹ Aesthetic (compared to standard tree of same species) : A = nearly symmetrical, healthy tree – F = Dead

Trunk dbh must be 4" to be included – cumulative diameters. *Juglans nigra*; *Platanus racemosa*; *Umbellularia californica*; native *Quercus sp.* Except scrub oaks not protected.

TREE FIELD DATA WORKSHEET (City of L.A.)

LDC Project No. 10003-001

Survey Date: 4/13/11

Tree Number: 294

GENERAL CHARACTERISTICS			TREE HEALTH		
Species: <input type="checkbox"/> <i>Q. agrifolia</i> <input type="checkbox"/> <i>Q. lobata</i>			Health Rating ²⁸⁰ : <input type="checkbox"/> A <input type="checkbox"/> B <input type="checkbox"/> C <input checked="" type="checkbox"/> D <input type="checkbox"/> F		
<input type="checkbox"/> <i>Ca. Sycamore</i> <input type="checkbox"/> <i>Ca. Bay</i> <input checked="" type="checkbox"/> <i>Ca. Black Walnut</i>			Form: <input type="checkbox"/> symmetric <input checked="" type="checkbox"/> minor asymmetry		
Trunk Count: 3 Height (ft.): 22			<input type="checkbox"/> major asymmetry <input type="checkbox"/> stump sprout		
Trunk DBH (in.): 8.5, 5, 12			<input type="checkbox"/> stag-head		
Percent Canopy Cover: 75%			Crown Class ²⁸¹ : <input checked="" type="checkbox"/> Decurrent <input type="checkbox"/> Excurrent		
Existing Terrain: <input type="checkbox"/> Flat <input checked="" type="checkbox"/> Slope			Age Class: <input type="checkbox"/> immature <input type="checkbox"/> semi-mature		
Aesthetic Rating ²⁸² : <input type="checkbox"/> A <input type="checkbox"/> B <input type="checkbox"/> C <input checked="" type="checkbox"/> D <input type="checkbox"/> F			<input checked="" type="checkbox"/> mature <input type="checkbox"/> over-mature/senescent		
Overall Grade: <input type="checkbox"/> A <input type="checkbox"/> B <input type="checkbox"/> C <input checked="" type="checkbox"/> D <input type="checkbox"/> F			Heritage Tree: <input checked="" type="checkbox"/> No <input type="checkbox"/> Yes		
CANOPY CHARACTERISTICS			TREE HEALTH		
	Dripline Radius (Feet)	Canopy to Grade (Feet)	Wound Wood Development:	Excellent <input type="checkbox"/> Average <input checked="" type="checkbox"/>	Poor <input type="checkbox"/> None <input type="checkbox"/>
N	9		Foliage Density:	<input checked="" type="checkbox"/> Normal <input type="checkbox"/> Sparse	
NE			Weak crotches:	<input checked="" type="checkbox"/> No <input type="checkbox"/> Yes	
E	17		Oak Pit Scale:	<input checked="" type="checkbox"/> No <input type="checkbox"/> Yes	
SE			Mainstem dieback:	<input type="checkbox"/> No <input checked="" type="checkbox"/> Yes	
S	18		Exposed Roots:	<input checked="" type="checkbox"/> No <input type="checkbox"/> Yes	
SW			Epicormic growth:	<input type="checkbox"/> No <input checked="" type="checkbox"/> Yes	
W	12		Shading Out:	<input type="checkbox"/> No <input checked="" type="checkbox"/> Yes	
NW			Cavities: <input type="checkbox"/> None	<input checked="" type="checkbox"/> Trunk <input type="checkbox"/> Branch	
CANOPY SPREAD (FEET): 27			Exfoliating Bark:	<input checked="" type="checkbox"/> No <input type="checkbox"/> Yes	
PROPOSED ACTIONS			Water Pocket(s):	<input checked="" type="checkbox"/> No <input type="checkbox"/> Yes	
Monitor for Progress:	<input type="checkbox"/> Yes <input type="checkbox"/> No		Mechanical Damage:	<input type="checkbox"/> Trunk <input type="checkbox"/> Branch	<input checked="" type="checkbox"/> None
Treat Infestations:	<input type="checkbox"/> Yes <input type="checkbox"/> No		Canker/Galls:	<input type="checkbox"/> No <input checked="" type="checkbox"/> Yes	
Remove Deadwood:	<input type="checkbox"/> Yes <input type="checkbox"/> No		Fungus:	<input checked="" type="checkbox"/> No <input type="checkbox"/> Yes	
Support Structure:	<input type="checkbox"/> Yes <input type="checkbox"/> No		Vigor:	<input type="checkbox"/> Excellent <input type="checkbox"/> Average	<input checked="" type="checkbox"/> Fair <input type="checkbox"/> Poor
IMPACTS & MITIGATIONS			Twig/ Branch Dieback:	<input type="checkbox"/> None <input checked="" type="checkbox"/> Minor	<input type="checkbox"/> Moderate <input type="checkbox"/> Extensive
In Impacted Area:	<input type="checkbox"/> Yes <input type="checkbox"/> No n/a		Leaf Size:	<input checked="" type="checkbox"/> Normal <input type="checkbox"/> Small	
Proposed Land Use:	n/a		Heart Rot:	<input type="checkbox"/> No <input checked="" type="checkbox"/> Yes	
Impacts:	n/a		Insects:	<input type="checkbox"/> Minor <input checked="" type="checkbox"/> Moderate	<input type="checkbox"/> Extensive <input type="checkbox"/> None
Mitigations:	n/a		Exudations:	<input checked="" type="checkbox"/> No <input type="checkbox"/> Yes	

Comments & Notes: 8.5" trunk broken off at 4' – basal cavity; 12" trunk growing along ground to east – with cavity

²⁸⁰ Health: A =Outstanding; B = Above Average; C = Average; D = Below Average; F = Dead

²⁸¹ Decurrent = Lacking Strong Central Leader. Excurrent = Strong Central Leader.

²⁸² Aesthetic (compared to standard tree of same species) : A = nearly symmetrical, healthy tree – F = Dead

Trunk dbh must be 4" to be included – cumulative diameters. *Juglans nigra*; *Platanus racemosa*; *Umbellularia californica*; native *Quercus sp.* Except scrub oaks not protected.

Survey Date: 4/13/11

Tree Number: 295

GENERAL CHARACTERISTICS				
Species: <input type="checkbox"/> <i>Q. agrifolia</i> <input type="checkbox"/> <i>Q. lobata</i>			Health Rating ²⁸³ : <input type="checkbox"/> A <input type="checkbox"/> B <input type="checkbox"/> C <input checked="" type="checkbox"/> D <input type="checkbox"/> F	
<input type="checkbox"/> <i>Ca. Sycamore</i> <input type="checkbox"/> <i>Ca. Bay</i> <input checked="" type="checkbox"/> <i>Ca. Black Walnut</i>			Form: <input type="checkbox"/> symmetric <input checked="" type="checkbox"/> minor asymmetry	
Trunk Count: 1 Height (ft.): 23			<input type="checkbox"/> major asymmetry <input type="checkbox"/> stump sprout	
Trunk DBH (in.): 14			<input type="checkbox"/> stag-head	
Percent Canopy Cover: 60%			Crown Class ²⁸⁴ : <input checked="" type="checkbox"/> Decurrent <input type="checkbox"/> Excurrent	
Existing Terrain: <input type="checkbox"/> Flat <input checked="" type="checkbox"/> Slope			Age Class: <input type="checkbox"/> immature <input type="checkbox"/> semi-mature	
Aesthetic Rating ²⁸⁵ : <input type="checkbox"/> A <input type="checkbox"/> B <input type="checkbox"/> C <input checked="" type="checkbox"/> D <input type="checkbox"/> F			<input checked="" type="checkbox"/> mature <input type="checkbox"/> over-mature/senescent	
Overall Grade: <input type="checkbox"/> A <input type="checkbox"/> B <input type="checkbox"/> C <input checked="" type="checkbox"/> D <input type="checkbox"/> F			Heritage Tree: <input checked="" type="checkbox"/> No <input type="checkbox"/> Yes	
CANOPY CHARACTERISTICS			TREE HEALTH	
	Dripline Radius (Feet)	Canopy to Grade (Feet)	Wound Wood Development:	Excellent <input type="checkbox"/> Average <input checked="" type="checkbox"/> Poor <input type="checkbox"/> None <input type="checkbox"/>
N	6		Foliage Density:	<input checked="" type="checkbox"/> Normal <input type="checkbox"/> Sparse
NE			Weak crotches:	<input checked="" type="checkbox"/> No <input type="checkbox"/> Yes
E	23		Oak Pit Scale:	<input checked="" type="checkbox"/> No <input type="checkbox"/> Yes
SE			Mainstem dieback:	<input type="checkbox"/> No <input checked="" type="checkbox"/> Yes
S	15		Exposed Roots:	<input checked="" type="checkbox"/> No <input type="checkbox"/> Yes
SW			Epicormic growth:	<input type="checkbox"/> No <input checked="" type="checkbox"/> Yes
W	12		Shading Out:	<input checked="" type="checkbox"/> No <input type="checkbox"/> Yes
NW			Cavities: <input checked="" type="checkbox"/> None	<input type="checkbox"/> Trunk <input type="checkbox"/> Branch
CANOPY SPREAD (FEET): 35			Exfoliating Bark:	<input checked="" type="checkbox"/> No <input type="checkbox"/> Yes
PROPOSED ACTIONS			Water Pocket(s):	<input checked="" type="checkbox"/> No <input type="checkbox"/> Yes
Monitor for Progress: <input type="checkbox"/> Yes <input type="checkbox"/> No			Mechanical Damage:	<input type="checkbox"/> Trunk <input type="checkbox"/> Branch <input checked="" type="checkbox"/> None
Treat Infestations: <input type="checkbox"/> Yes <input type="checkbox"/> No			Canker/Galls:	<input type="checkbox"/> No <input checked="" type="checkbox"/> Yes
Remove Deadwood: <input type="checkbox"/> Yes <input type="checkbox"/> No			Fungus:	<input checked="" type="checkbox"/> No <input type="checkbox"/> Yes
Support Structure: <input type="checkbox"/> Yes <input type="checkbox"/> No			Vigor:	<input type="checkbox"/> Excellent <input type="checkbox"/> Average <input checked="" type="checkbox"/> Fair <input type="checkbox"/> Poor
IMPACTS & MITIGATIONS			Twig/ Branch Dieback:	<input type="checkbox"/> None <input type="checkbox"/> Minor <input checked="" type="checkbox"/> Moderate <input type="checkbox"/> Extensive
In Impacted Area: <input type="checkbox"/> Yes <input type="checkbox"/> No n/a			Leaf Size:	<input checked="" type="checkbox"/> Normal <input type="checkbox"/> Small
Proposed Land Use: n/a			Heart Rot:	<input checked="" type="checkbox"/> No <input type="checkbox"/> Yes
Impacts: n/a			Insects:	<input checked="" type="checkbox"/> Minor <input type="checkbox"/> Moderate <input type="checkbox"/> Extensive <input type="checkbox"/> None
Mitigations: n/a			Exudations:	<input checked="" type="checkbox"/> No <input type="checkbox"/> Yes

Comments & Notes:

²⁸³ Health: A = Outstanding; B = Above Average; C = Average; D = Below Average; F = Dead

²⁸⁴ Decurrent = Lacking Strong Central Leader. Excurrent = Strong Central Leader.

²⁸⁵ Aesthetic (compared to standard tree of same species) : A = nearly symmetrical, healthy tree – F = Dead

Trunk dbh must be 4" to be included – cumulative diameters. *Juglans nigra*; *Platanus racemosa*; *Umbellularia californica*; native *Quercus sp.* Except scrub oaks not protected.

TREE FIELD DATA WORKSHEET (City of L.A.)

LDC Project No. 10003-001

Survey Date: 4/13/11

Tree Number: 296

GENERAL CHARACTERISTICS			TREE HEALTH		
Species: <input type="checkbox"/> <i>Q. agrifolia</i> <input type="checkbox"/> <i>Q. lobata</i>			Health Rating ²⁸⁶ : <input type="checkbox"/> A <input type="checkbox"/> B <input checked="" type="checkbox"/> C <input type="checkbox"/> D <input type="checkbox"/> F		
<input type="checkbox"/> <i>Ca. Sycamore</i> <input type="checkbox"/> <i>Ca. Bay</i> <input checked="" type="checkbox"/> <i>Ca. Black Walnut</i>			Form: <input type="checkbox"/> symmetric <input checked="" type="checkbox"/> minor asymmetry		
Trunk Count: 1 Height (ft.): 11			<input type="checkbox"/> major asymmetry <input type="checkbox"/> stump sprout		
Trunk DBH (in.): 4			<input type="checkbox"/> stag-head		
Percent Canopy Cover: 80%			Crown Class ²⁸⁷ : <input checked="" type="checkbox"/> Decurrent <input type="checkbox"/> Excurrent		
Existing Terrain: <input type="checkbox"/> Flat <input checked="" type="checkbox"/> Slope			Age Class: <input checked="" type="checkbox"/> immature <input type="checkbox"/> semi-mature		
Aesthetic Rating ²⁸⁸ : <input type="checkbox"/> A <input type="checkbox"/> B <input checked="" type="checkbox"/> C <input type="checkbox"/> D <input type="checkbox"/> F			<input type="checkbox"/> mature <input type="checkbox"/> over-mature/senescent		
Overall Grade: <input type="checkbox"/> A <input type="checkbox"/> B <input checked="" type="checkbox"/> C <input type="checkbox"/> D <input type="checkbox"/> F			Heritage Tree: <input checked="" type="checkbox"/> No <input type="checkbox"/> Yes		
CANOPY CHARACTERISTICS			TREE HEALTH		
	Dripline Radius (Feet)	Canopy to Grade (Feet)	Wound Wood Development:	Excellent <input type="checkbox"/> Average <input checked="" type="checkbox"/>	Poor <input type="checkbox"/> None <input type="checkbox"/>
N	3		Foliage Density:	<input checked="" type="checkbox"/> Normal <input type="checkbox"/> Sparse	
NE			Weak crotches:	<input checked="" type="checkbox"/> No <input type="checkbox"/> Yes	
E	10		Oak Pit Scale:	<input checked="" type="checkbox"/> No <input type="checkbox"/> Yes	
SE			Mainstem dieback:	<input checked="" type="checkbox"/> No <input type="checkbox"/> Yes	
S	5		Exposed Roots:	<input checked="" type="checkbox"/> No <input type="checkbox"/> Yes	
SW			Epicormic growth:	<input checked="" type="checkbox"/> No <input type="checkbox"/> Yes	
W	2		Shading Out:	<input checked="" type="checkbox"/> No <input type="checkbox"/> Yes	
NW			Cavities: <input checked="" type="checkbox"/> None <input type="checkbox"/> Trunk <input type="checkbox"/> Branch		
CANOPY SPREAD (FEET): 12			Exfoliating Bark:	<input checked="" type="checkbox"/> No <input type="checkbox"/> Yes	
PROPOSED ACTIONS			Water Pocket(s):	<input checked="" type="checkbox"/> No <input type="checkbox"/> Yes	
Monitor for Progress: <input type="checkbox"/> Yes <input type="checkbox"/> No			Mechanical Damage:	<input type="checkbox"/> Trunk <input type="checkbox"/> Branch	<input checked="" type="checkbox"/> None
Treat Infestations: <input type="checkbox"/> Yes <input type="checkbox"/> No			Canker/Galls:	<input type="checkbox"/> No <input checked="" type="checkbox"/> Yes	
Remove Deadwood: <input type="checkbox"/> Yes <input type="checkbox"/> No			Fungus:	<input checked="" type="checkbox"/> No <input type="checkbox"/> Yes	
Support Structure: <input type="checkbox"/> Yes <input type="checkbox"/> No			Vigor:	<input type="checkbox"/> Excellent <input checked="" type="checkbox"/> Average	<input type="checkbox"/> Fair <input type="checkbox"/> Poor
IMPACTS & MITIGATIONS			Twig/ Branch Dieback:	<input type="checkbox"/> None <input checked="" type="checkbox"/> Minor	<input type="checkbox"/> Moderate <input type="checkbox"/> Extensive
In Impacted Area: <input type="checkbox"/> Yes <input type="checkbox"/> No n/a			Leaf Size:	<input checked="" type="checkbox"/> Normal <input type="checkbox"/> Small	
Proposed Land Use: n/a			Heart Rot:	<input checked="" type="checkbox"/> No <input type="checkbox"/> Yes	
Impacts: n/a			Insects:	<input checked="" type="checkbox"/> Minor <input type="checkbox"/> Moderate	<input type="checkbox"/> Extensive <input type="checkbox"/> None
Mitigations: n/a			Exudations:	<input checked="" type="checkbox"/> No <input type="checkbox"/> Yes	

Comments & Notes: 3.5" walnut to north

²⁸⁶ Health: A =Outstanding; B = Above Average; C = Average; D = Below Average; F = Dead

²⁸⁷ Decurrent = Lacking Strong Central Leader. Excurrent = Strong Central Leader.

²⁸⁸ Aesthetic (compared to standard tree of same species) : A = nearly symmetrical, healthy tree – F = Dead

Trunk dbh must be 4" to be included – cumulative diameters. *Juglans nigra*; *Platanus racemosa*; *Umbellularia californica*; native *Quercus sp.* Except scrub oaks not protected.

Survey Date: 4/13/11

Tree Number: 297

GENERAL CHARACTERISTICS				
Species: <input type="checkbox"/> <i>Q. agrifolia</i> <input type="checkbox"/> <i>Q. lobata</i>			Health Rating ²⁸⁹ : <input type="checkbox"/> A <input type="checkbox"/> B <input type="checkbox"/> C <input checked="" type="checkbox"/> D <input type="checkbox"/> F	
<input type="checkbox"/> <i>Ca. Sycamore</i> <input type="checkbox"/> <i>Ca. Bay</i> <input checked="" type="checkbox"/> <i>Ca. Black Walnut</i>			Form: <input checked="" type="checkbox"/> symmetric <input type="checkbox"/> minor asymmetry	
Trunk Count: 4 Height (ft.): 32			<input type="checkbox"/> major asymmetry <input type="checkbox"/> stump sprout	
Trunk DBH (in.): 8, 4.5, 3, 7			<input type="checkbox"/> stag-head	
Percent Canopy Cover: 65%			Crown Class ²⁹⁰ : <input checked="" type="checkbox"/> Decurrent <input type="checkbox"/> Excurrent	
Existing Terrain: <input type="checkbox"/> Flat <input checked="" type="checkbox"/> Slope			Age Class: <input type="checkbox"/> immature <input type="checkbox"/> semi-mature	
Aesthetic Rating ²⁹¹ : <input type="checkbox"/> A <input type="checkbox"/> B <input type="checkbox"/> C <input checked="" type="checkbox"/> D <input type="checkbox"/> F			<input checked="" type="checkbox"/> mature <input type="checkbox"/> over-mature/senescent	
Overall Grade: <input type="checkbox"/> A <input type="checkbox"/> B <input type="checkbox"/> C <input checked="" type="checkbox"/> D <input type="checkbox"/> F			Heritage Tree: <input checked="" type="checkbox"/> No <input type="checkbox"/> Yes	
CANOPY CHARACTERISTICS			TREE HEALTH	
	Dripline Radius (Feet)	Canopy to Grade (Feet)	Wound Wood Development:	Excellent <input type="checkbox"/> Average <input checked="" type="checkbox"/> Poor <input type="checkbox"/> None <input type="checkbox"/>
N	13		Foliage Density:	<input checked="" type="checkbox"/> Normal <input type="checkbox"/> Sparse
NE			Weak crotches:	<input checked="" type="checkbox"/> No <input type="checkbox"/> Yes
E	12		Oak Pit Scale:	<input checked="" type="checkbox"/> No <input type="checkbox"/> Yes
SE			Mainstem dieback:	<input type="checkbox"/> No <input checked="" type="checkbox"/> Yes
S	15		Exposed Roots:	<input checked="" type="checkbox"/> No <input type="checkbox"/> Yes
SW			Epicormic growth:	<input type="checkbox"/> No <input checked="" type="checkbox"/> Yes
W	17		Shading Out:	<input checked="" type="checkbox"/> No <input type="checkbox"/> Yes
NW			Cavities: <input type="checkbox"/> None	<input checked="" type="checkbox"/> Trunk <input type="checkbox"/> Branch
CANOPY SPREAD (FEET): 29			Exfoliating Bark:	<input checked="" type="checkbox"/> No <input type="checkbox"/> Yes
PROPOSED ACTIONS			Water Pocket(s):	<input type="checkbox"/> No <input checked="" type="checkbox"/> Yes
Monitor for Progress: <input type="checkbox"/> Yes <input type="checkbox"/> No			Mechanical Damage:	<input type="checkbox"/> Trunk <input type="checkbox"/> Branch <input checked="" type="checkbox"/> None
Treat Infestations: <input type="checkbox"/> Yes <input type="checkbox"/> No			Canker/Galls:	<input type="checkbox"/> No <input checked="" type="checkbox"/> Yes
Remove Deadwood: <input type="checkbox"/> Yes <input type="checkbox"/> No			Fungus:	<input checked="" type="checkbox"/> No <input type="checkbox"/> Yes
Support Structure: <input type="checkbox"/> Yes <input type="checkbox"/> No			Vigor:	<input type="checkbox"/> Excellent <input type="checkbox"/> Average <input checked="" type="checkbox"/> Fair <input type="checkbox"/> Poor
IMPACTS & MITIGATIONS			Twig/ Branch Dieback:	<input type="checkbox"/> None <input type="checkbox"/> Minor <input checked="" type="checkbox"/> Moderate <input type="checkbox"/> Extensive
In Impacted Area: <input type="checkbox"/> Yes <input type="checkbox"/> No n/a			Leaf Size:	<input checked="" type="checkbox"/> Normal <input type="checkbox"/> Small
Proposed Land Use: n/a			Heart Rot:	<input type="checkbox"/> No <input checked="" type="checkbox"/> Yes
Impacts: n/a			Insects:	<input type="checkbox"/> Minor <input checked="" type="checkbox"/> Moderate <input type="checkbox"/> Extensive <input type="checkbox"/> None
Mitigations: n/a			Exudations:	<input checked="" type="checkbox"/> No <input type="checkbox"/> Yes

Comments & Notes:

²⁸⁹ Health: A = Outstanding; B = Above Average; C = Average; D = Below Average; F = Dead

²⁹⁰ Decurrent = Lacking Strong Central Leader. Excurrent = Strong Central Leader.

²⁹¹ Aesthetic (compared to standard tree of same species) : A = nearly symmetrical, healthy tree – F = Dead

Trunk dbh must be 4" to be included – cumulative diameters. *Juglans nigra*; *Platanus racemosa*; *Umbellularia californica*; native *Quercus sp.* Except scrub oaks not protected.

Survey Date: 4/13/11

Tree Number: 298

GENERAL CHARACTERISTICS				
Species: <input type="checkbox"/> <i>Q. agrifolia</i> <input type="checkbox"/> <i>Q. lobata</i>			Health Rating ²⁹² : <input type="checkbox"/> A <input type="checkbox"/> B <input type="checkbox"/> C <input checked="" type="checkbox"/> D <input type="checkbox"/> F	
<input type="checkbox"/> <i>Ca. Sycamore</i> <input type="checkbox"/> <i>Ca. Bay</i> <input checked="" type="checkbox"/> <i>Ca. Black Walnut</i>			Form: <input type="checkbox"/> symmetric <input checked="" type="checkbox"/> minor asymmetry	
Trunk Count: 1 Height (ft.): 30			<input checked="" type="checkbox"/> major asymmetry <input type="checkbox"/> stump sprout	
Trunk DBH (in.): 13			<input type="checkbox"/> stag-head	
Percent Canopy Cover: 70%			Crown Class ²⁹³ : <input checked="" type="checkbox"/> Decurrent <input type="checkbox"/> Excurrent	
Existing Terrain: <input type="checkbox"/> Flat <input checked="" type="checkbox"/> Slope			Age Class: <input type="checkbox"/> immature <input type="checkbox"/> semi-mature	
Aesthetic Rating ²⁹⁴ : <input type="checkbox"/> A <input type="checkbox"/> B <input type="checkbox"/> C <input checked="" type="checkbox"/> D <input type="checkbox"/> F			<input checked="" type="checkbox"/> mature <input type="checkbox"/> over-mature/senescent	
Overall Grade: <input type="checkbox"/> A <input type="checkbox"/> B <input type="checkbox"/> C <input checked="" type="checkbox"/> D <input type="checkbox"/> F			Heritage Tree: <input checked="" type="checkbox"/> No <input type="checkbox"/> Yes	
CANOPY CHARACTERISTICS			TREE HEALTH	
	Dripline Radius (Feet)	Canopy to Grade (Feet)	Wound Wood Development:	Excellent <input type="checkbox"/> Average <input type="checkbox"/> Poor <input checked="" type="checkbox"/> None <input type="checkbox"/>
N	18		Foliage Density:	<input checked="" type="checkbox"/> Normal <input type="checkbox"/> Sparse
NE			Weak crotches:	<input checked="" type="checkbox"/> No <input type="checkbox"/> Yes
E	21		Oak Pit Scale:	<input checked="" type="checkbox"/> No <input type="checkbox"/> Yes
SE			Mainstem dieback:	<input type="checkbox"/> No <input checked="" type="checkbox"/> Yes
S	18		Exposed Roots:	<input checked="" type="checkbox"/> No <input type="checkbox"/> Yes
SW			Epicormic growth:	<input type="checkbox"/> No <input checked="" type="checkbox"/> Yes
W	3		Shading Out:	<input checked="" type="checkbox"/> No <input type="checkbox"/> Yes
NW			Cavities: <input type="checkbox"/> None <input checked="" type="checkbox"/> Trunk <input checked="" type="checkbox"/> Branch	
CANOPY SPREAD (FEET): 36			Exfoliating Bark:	<input checked="" type="checkbox"/> No <input type="checkbox"/> Yes
PROPOSED ACTIONS			Water Pocket(s):	<input checked="" type="checkbox"/> No <input type="checkbox"/> Yes
Monitor for Progress: <input type="checkbox"/> Yes <input type="checkbox"/> No			Mechanical Damage:	<input checked="" type="checkbox"/> Trunk <input type="checkbox"/> Branch <input type="checkbox"/> None
Treat Infestations: <input type="checkbox"/> Yes <input type="checkbox"/> No			Canker/Galls:	<input type="checkbox"/> No <input checked="" type="checkbox"/> Yes
Remove Deadwood: <input type="checkbox"/> Yes <input type="checkbox"/> No			Fungus:	<input checked="" type="checkbox"/> No <input type="checkbox"/> Yes
Support Structure: <input type="checkbox"/> Yes <input type="checkbox"/> No			Vigor:	<input type="checkbox"/> Excellent <input checked="" type="checkbox"/> Average <input type="checkbox"/> Fair <input type="checkbox"/> Poor
IMPACTS & MITIGATIONS			Twig/ Branch Dieback:	<input type="checkbox"/> None <input type="checkbox"/> Minor <input checked="" type="checkbox"/> Moderate <input type="checkbox"/> Extensive
In Impacted Area: <input type="checkbox"/> Yes <input type="checkbox"/> No n/a			Leaf Size:	<input checked="" type="checkbox"/> Normal <input type="checkbox"/> Small
Proposed Land Use: n/a			Heart Rot:	<input type="checkbox"/> No <input checked="" type="checkbox"/> Yes
Impacts: n/a			Insects:	<input type="checkbox"/> Minor <input checked="" type="checkbox"/> Moderate <input type="checkbox"/> Extensive <input type="checkbox"/> None
Mitigations: n/a			Exudations:	<input checked="" type="checkbox"/> No <input type="checkbox"/> Yes

Comments & Notes: brown spots on leaves; 2 cut trunks; large gall on large scaffold branch; cankers on lower trunk

²⁹² Health: A = Outstanding; B = Above Average; C = Average; D = Below Average; F = Dead

²⁹³ Decurrent = Lacking Strong Central Leader. Excurrent = Strong Central Leader.

²⁹⁴ Aesthetic (compared to standard tree of same species) : A = nearly symmetrical, healthy tree – F = Dead

Trunk dbh must be 4" to be included – cumulative diameters. *Juglans nigra*; *Platanus racemosa*; *Umbellularia californica*; native *Quercus sp.* Except scrub oaks not protected.

Survey Date: 4/13/11

Tree Number: 299

GENERAL CHARACTERISTICS				
Species: <input type="checkbox"/> <i>Q. agrifolia</i> <input type="checkbox"/> <i>Q. lobata</i>			Health Rating ²⁹⁵ : <input type="checkbox"/> A <input type="checkbox"/> B <input type="checkbox"/> C <input checked="" type="checkbox"/> D <input type="checkbox"/> F	
<input type="checkbox"/> <i>Ca. Sycamore</i> <input type="checkbox"/> <i>Ca. Bay</i> <input checked="" type="checkbox"/> <i>Ca. Black Walnut</i>			Form: <input type="checkbox"/> symmetric <input type="checkbox"/> minor asymmetry	
Trunk Count: 2 Height (ft.): 37			<input checked="" type="checkbox"/> major asymmetry <input type="checkbox"/> stump sprout	
Trunk DBH (in.): 6, 6.5			<input type="checkbox"/> stag-head	
Percent Canopy Cover: 60%			Crown Class ²⁹⁶ : <input checked="" type="checkbox"/> Decurrent <input type="checkbox"/> Excurrent	
Existing Terrain: <input type="checkbox"/> Flat <input checked="" type="checkbox"/> Slope			Age Class: <input type="checkbox"/> immature <input type="checkbox"/> semi-mature	
Aesthetic Rating ²⁹⁷ : <input type="checkbox"/> A <input type="checkbox"/> B <input type="checkbox"/> C <input checked="" type="checkbox"/> D <input type="checkbox"/> F			<input checked="" type="checkbox"/> mature <input type="checkbox"/> over-mature/senescent	
Overall Grade: <input type="checkbox"/> A <input type="checkbox"/> B <input type="checkbox"/> C <input checked="" type="checkbox"/> D <input type="checkbox"/> F			Heritage Tree: <input checked="" type="checkbox"/> No <input type="checkbox"/> Yes	
CANOPY CHARACTERISTICS			TREE HEALTH	
	Dripline Radius (Feet)	Canopy to Grade (Feet)	Wound Wood Development:	Excellent <input type="checkbox"/> Average <input type="checkbox"/> Poor <input checked="" type="checkbox"/> None <input type="checkbox"/>
N	18		Foliage Density:	<input checked="" type="checkbox"/> Normal <input type="checkbox"/> Sparse
NE			Weak crotches:	<input checked="" type="checkbox"/> No <input type="checkbox"/> Yes
E	3		Oak Pit Scale:	<input checked="" type="checkbox"/> No <input type="checkbox"/> Yes
SE			Mainstem dieback:	<input type="checkbox"/> No <input checked="" type="checkbox"/> Yes
S	12		Exposed Roots:	<input checked="" type="checkbox"/> No <input type="checkbox"/> Yes
SW			Epicormic growth:	<input type="checkbox"/> No <input checked="" type="checkbox"/> Yes
W	0		Shading Out:	<input checked="" type="checkbox"/> No <input type="checkbox"/> Yes
NW			Cavities: <input type="checkbox"/> None	<input checked="" type="checkbox"/> Trunk <input checked="" type="checkbox"/> Branch
			Exfoliating Bark:	<input checked="" type="checkbox"/> No <input type="checkbox"/> Yes
CANOPY SPREAD (FEET): 20			Water Pocket(s):	<input type="checkbox"/> No <input checked="" type="checkbox"/> Yes
PROPOSED ACTIONS			Mechanical Damage: <input type="checkbox"/> Trunk <input checked="" type="checkbox"/> Branch <input type="checkbox"/> None	
Monitor for Progress: <input type="checkbox"/> Yes <input type="checkbox"/> No			Canker/Galls: <input type="checkbox"/> No <input checked="" type="checkbox"/> Yes	
Treat Infestations: <input type="checkbox"/> Yes <input type="checkbox"/> No			Fungus: <input checked="" type="checkbox"/> No <input type="checkbox"/> Yes	
Remove Deadwood: <input type="checkbox"/> Yes <input type="checkbox"/> No			Vigor: <input type="checkbox"/> Excellent <input type="checkbox"/> Average <input checked="" type="checkbox"/> Fair <input type="checkbox"/> Poor	
Support Structure: <input type="checkbox"/> Yes <input type="checkbox"/> No			Twig/ Branch Dieback: <input type="checkbox"/> None <input type="checkbox"/> Minor <input checked="" type="checkbox"/> Moderate <input type="checkbox"/> Extensive	
IMPACTS & MITIGATIONS			Leaf Size: <input checked="" type="checkbox"/> Normal <input type="checkbox"/> Small	
In Impacted Area: <input type="checkbox"/> Yes <input type="checkbox"/> No n/a			Heart Rot: <input type="checkbox"/> No <input checked="" type="checkbox"/> Yes	
Proposed Land Use: n/a			Insects: <input type="checkbox"/> Minor <input checked="" type="checkbox"/> Moderate <input type="checkbox"/> Extensive <input type="checkbox"/> None	
Impacts: n/a			Exudations: <input checked="" type="checkbox"/> No <input type="checkbox"/> Yes	
Mitigations: n/a				

Comments & Notes: 1 dead trunk (hollow); sprouts from base; cut branches

²⁹⁵ Health: A = Outstanding; B = Above Average; C = Average; D = Below Average; F = Dead

²⁹⁶ Decurrent = Lacking Strong Central Leader. Excurrent = Strong Central Leader.

²⁹⁷ Aesthetic (compared to standard tree of same species) : A = nearly symmetrical, healthy tree – F = Dead

Trunk dbh must be 4" to be included – cumulative diameters. *Juglans nigra*; *Platanus racemosa*; *Umbellularia californica*; native *Quercus sp.* Except scrub oaks not protected.

TREE FIELD DATA WORKSHEET (City of L.A.)

LDC Project No. 10003-001

Survey Date: 4/13/11

Tree Number: 300

GENERAL CHARACTERISTICS			TREE HEALTH		
Species: <input checked="" type="checkbox"/> <i>Q. agrifolia</i> <input type="checkbox"/> <i>Q. lobata</i>			Health Rating ²⁹⁸ : <input type="checkbox"/> A <input checked="" type="checkbox"/> B <input type="checkbox"/> C <input type="checkbox"/> D <input type="checkbox"/> F		
<input type="checkbox"/> <i>Ca. Sycamore</i> <input type="checkbox"/> <i>Ca. Bay</i> <input type="checkbox"/> <i>Ca. Black Walnut</i>			Form: <input type="checkbox"/> symmetric <input type="checkbox"/> minor asymmetry		
Trunk Count: 2 Height (ft.): 45			<input checked="" type="checkbox"/> major asymmetry <input type="checkbox"/> stump sprout		
Trunk DBH (in.): 13.5, 17.5			<input type="checkbox"/> stag-head		
Percent Canopy Cover: 90			Crown Class ²⁹⁹ : <input checked="" type="checkbox"/> Decurrent <input type="checkbox"/> Excurrent		
Existing Terrain: <input type="checkbox"/> Flat <input checked="" type="checkbox"/> Slope			Age Class: <input type="checkbox"/> immature <input type="checkbox"/> semi-mature		
Aesthetic Rating ³⁰⁰ : <input checked="" type="checkbox"/> A- <input type="checkbox"/> B <input type="checkbox"/> C <input type="checkbox"/> D <input type="checkbox"/> F			<input checked="" type="checkbox"/> mature <input type="checkbox"/> over-mature/senescent		
Overall Grade: <input type="checkbox"/> A <input checked="" type="checkbox"/> B <input type="checkbox"/> C <input type="checkbox"/> D <input type="checkbox"/> F			Heritage Tree: <input checked="" type="checkbox"/> No <input type="checkbox"/> Yes		
CANOPY CHARACTERISTICS			TREE HEALTH		
	Dripline Radius (Feet)	Canopy to Grade (Feet)	Wound Wood Development:	Excellent <input type="checkbox"/>	<input checked="" type="checkbox"/> Average <input type="checkbox"/>
				Poor <input type="checkbox"/>	<input type="checkbox"/> None <input type="checkbox"/>
N	6		Foliage Density:	<input checked="" type="checkbox"/> Normal	<input type="checkbox"/> Sparse
NE			Weak crotches:	<input checked="" type="checkbox"/> No	<input type="checkbox"/> Yes
E	33		Oak Pit Scale:	<input checked="" type="checkbox"/> No	<input type="checkbox"/> Yes
SE			Mainstem dieback:	<input checked="" type="checkbox"/> No	<input type="checkbox"/> Yes
S	24		Exposed Roots:	<input checked="" type="checkbox"/> No	<input type="checkbox"/> Yes
SW			Epicormic growth:	<input checked="" type="checkbox"/> No	<input type="checkbox"/> Yes
W	9		Shading Out:	<input checked="" type="checkbox"/> No	<input type="checkbox"/> Yes
NW			Cavities: <input checked="" type="checkbox"/> None	<input type="checkbox"/> Trunk	<input type="checkbox"/> Branch
			Exfoliating Bark:	<input checked="" type="checkbox"/> No	<input type="checkbox"/> Yes
CANOPY SPREAD (FEET): 42			Water Pocket(s):	<input type="checkbox"/> No	<input checked="" type="checkbox"/> Yes
PROPOSED ACTIONS			Mechanical Damage:	<input type="checkbox"/> Trunk	<input type="checkbox"/> Branch
Monitor for Progress: <input type="checkbox"/> Yes <input type="checkbox"/> No			<input checked="" type="checkbox"/> None		
Treat Infestations: <input type="checkbox"/> Yes <input type="checkbox"/> No			Canker/Galls:	<input checked="" type="checkbox"/> No	<input type="checkbox"/> Yes
Remove Deadwood: <input type="checkbox"/> Yes <input type="checkbox"/> No			Fungus:	<input checked="" type="checkbox"/> No	<input type="checkbox"/> Yes
Support Structure: <input type="checkbox"/> Yes <input type="checkbox"/> No			Vigor:	<input checked="" type="checkbox"/> Excellent	<input type="checkbox"/> Average
IMPACTS & MITIGATIONS			<input type="checkbox"/> Fair <input type="checkbox"/> Poor		
In Impacted Area: <input type="checkbox"/> Yes <input type="checkbox"/> No n/a			Twig/ Branch Dieback:	<input type="checkbox"/> None	<input checked="" type="checkbox"/> Minor
Proposed Land Use: n/a			<input type="checkbox"/> Moderate <input type="checkbox"/> Extensive		
Impacts: n/a			Leaf Size:	<input checked="" type="checkbox"/> Normal	<input type="checkbox"/> Small
Mitigations: n/a			Heart Rot:	<input checked="" type="checkbox"/> No	<input type="checkbox"/> Yes
			Insects:	<input checked="" type="checkbox"/> Minor	<input type="checkbox"/> Moderate
			<input type="checkbox"/> Extensive <input type="checkbox"/> None		
			Exudations:	<input checked="" type="checkbox"/> No	<input type="checkbox"/> Yes

Comments & Notes: power lines running adjacent to north side of canopy

²⁹⁸ Health: A = Outstanding; B = Above Average; C = Average; D = Below Average; F = Dead

²⁹⁹ Decurrent = Lacking Strong Central Leader. Excurrent = Strong Central Leader.

³⁰⁰ Aesthetic (compared to standard tree of same species) : A = nearly symmetrical, healthy tree – F = Dead

Trunk dbh must be 4" to be included – cumulative diameters. *Juglans nigra*; *Platanus racemosa*; *Umbellularia californica*; native *Quercus sp.* Except scrub oaks not protected.

Survey Date: 4/13/11

Tree Number: 301

GENERAL CHARACTERISTICS				
Species: <input checked="" type="checkbox"/> <i>Q. agrifolia</i> <input type="checkbox"/> <i>Q. lobata</i>			Health Rating ³⁰¹ : <input type="checkbox"/> A <input checked="" type="checkbox"/> B <input type="checkbox"/> C <input type="checkbox"/> D <input type="checkbox"/> F	
<input type="checkbox"/> <i>Ca. Sycamore</i> <input type="checkbox"/> <i>Ca. Bay</i> <input type="checkbox"/> <i>Ca. Black Walnut</i>			Form: <input type="checkbox"/> symmetric <input type="checkbox"/> minor asymmetry	
Trunk Count: 1 Height (ft.): 30			<input checked="" type="checkbox"/> major asymmetry <input type="checkbox"/> stump sprout	
Trunk DBH (in.): 11.5			<input type="checkbox"/> stag-head	
Percent Canopy Cover: 90%			Crown Class ³⁰² : <input checked="" type="checkbox"/> Decurrent <input type="checkbox"/> Excurrent	
Existing Terrain: <input type="checkbox"/> Flat <input checked="" type="checkbox"/> Slope			Age Class: <input type="checkbox"/> immature <input checked="" type="checkbox"/> semi-mature	
Aesthetic Rating ³⁰³ : <input type="checkbox"/> A <input checked="" type="checkbox"/> B- <input type="checkbox"/> C <input type="checkbox"/> D <input type="checkbox"/> F			<input type="checkbox"/> mature <input type="checkbox"/> over-mature/senescent	
Overall Grade: <input type="checkbox"/> A <input checked="" type="checkbox"/> B- <input type="checkbox"/> C <input type="checkbox"/> D <input type="checkbox"/> F			Heritage Tree: <input checked="" type="checkbox"/> No <input type="checkbox"/> Yes	
CANOPY CHARACTERISTICS			TREE HEALTH	
	Dripline Radius (Feet)	Canopy to Grade (Feet)	Wound Wood Development:	Excellent <input type="checkbox"/> Average <input checked="" type="checkbox"/> Poor <input type="checkbox"/> None <input type="checkbox"/>
N	5		Foliage Density:	<input checked="" type="checkbox"/> Normal <input type="checkbox"/> Sparse
NE			Weak crotches:	<input checked="" type="checkbox"/> No <input type="checkbox"/> Yes
E	20		Oak Pit Scale:	<input checked="" type="checkbox"/> No <input type="checkbox"/> Yes
SE			Mainstem dieback:	<input checked="" type="checkbox"/> No <input type="checkbox"/> Yes
S	0		Exposed Roots:	<input checked="" type="checkbox"/> No <input type="checkbox"/> Yes
SW			Epicormic growth:	<input type="checkbox"/> No <input checked="" type="checkbox"/> Yes
W	6		Shading Out:	<input type="checkbox"/> No <input checked="" type="checkbox"/> Yes
NW			Cavities: <input checked="" type="checkbox"/> None	<input type="checkbox"/> Trunk <input type="checkbox"/> Branch
CANOPY SPREAD (FEET): 26			Exfoliating Bark:	<input checked="" type="checkbox"/> No <input type="checkbox"/> Yes
PROPOSED ACTIONS			Water Pocket(s):	<input checked="" type="checkbox"/> No <input type="checkbox"/> Yes
Monitor for Progress: <input type="checkbox"/> Yes <input type="checkbox"/> No			Mechanical Damage:	<input type="checkbox"/> Trunk <input type="checkbox"/> Branch <input checked="" type="checkbox"/> None
Treat Infestations: <input type="checkbox"/> Yes <input type="checkbox"/> No			Canker/Galls:	<input checked="" type="checkbox"/> No <input type="checkbox"/> Yes
Remove Deadwood: <input type="checkbox"/> Yes <input type="checkbox"/> No			Fungus:	<input checked="" type="checkbox"/> No <input type="checkbox"/> Yes
Support Structure: <input type="checkbox"/> Yes <input type="checkbox"/> No			Vigor:	<input type="checkbox"/> Excellent <input checked="" type="checkbox"/> Average <input type="checkbox"/> Fair <input type="checkbox"/> Poor
IMPACTS & MITIGATIONS			Twig/ Branch Dieback:	<input type="checkbox"/> None <input checked="" type="checkbox"/> Minor <input type="checkbox"/> Moderate <input type="checkbox"/> Extensive
In Impacted Area: <input type="checkbox"/> Yes <input type="checkbox"/> No n/a			Leaf Size:	<input checked="" type="checkbox"/> Normal <input type="checkbox"/> Small
Proposed Land Use: n/a			Heart Rot:	<input checked="" type="checkbox"/> No <input type="checkbox"/> Yes
Impacts: n/a			Insects:	<input checked="" type="checkbox"/> Minor <input type="checkbox"/> Moderate <input type="checkbox"/> Extensive <input type="checkbox"/> None
Mitigations: n/a			Exudations:	<input checked="" type="checkbox"/> No <input type="checkbox"/> Yes

Comments & Notes:

³⁰¹ Health: A = Outstanding; B = Above Average; C = Average; D = Below Average; F = Dead

³⁰² Decurrent = Lacking Strong Central Leader. Excurrent = Strong Central Leader.

³⁰³ Aesthetic (compared to standard tree of same species) : A = nearly symmetrical, healthy tree – F = Dead

Trunk dbh must be 4" to be included – cumulative diameters. *Juglans nigra*; *Platanus racemosa*; *Umbellularia californica*; native *Quercus sp.* Except scrub oaks not protected.

TREE FIELD DATA WORKSHEET (City of L.A.)

LDC Project No. 10003-001

Survey Date: 4/13/11

Tree Number: 302

GENERAL CHARACTERISTICS			TREE HEALTH		
Species: <input type="checkbox"/> <i>Q. agrifolia</i> <input type="checkbox"/> <i>Q. lobata</i>			Health Rating ³⁰⁴ : <input type="checkbox"/> A <input type="checkbox"/> B <input type="checkbox"/> C <input checked="" type="checkbox"/> D <input type="checkbox"/> F		
<input type="checkbox"/> <i>Ca. Sycamore</i> <input type="checkbox"/> <i>Ca. Bay</i> <input checked="" type="checkbox"/> <i>Ca. Black Walnut</i>			Form: <input type="checkbox"/> symmetric <input type="checkbox"/> minor asymmetry		
Trunk Count: 1 Height (ft.): 30			<input checked="" type="checkbox"/> major asymmetry <input type="checkbox"/> stump sprout		
Trunk DBH (in.): 7			<input type="checkbox"/> stag-head		
Percent Canopy Cover: 75%			Crown Class ³⁰⁵ : <input checked="" type="checkbox"/> Decurrent <input type="checkbox"/> Excurrent		
Existing Terrain: <input type="checkbox"/> Flat <input checked="" type="checkbox"/> Slope			Age Class: <input type="checkbox"/> immature <input checked="" type="checkbox"/> semi-mature		
Aesthetic Rating ³⁰⁶ : <input type="checkbox"/> A <input type="checkbox"/> B <input type="checkbox"/> C <input checked="" type="checkbox"/> D <input type="checkbox"/> F			<input type="checkbox"/> mature <input type="checkbox"/> over-mature/senescent		
Overall Grade: <input type="checkbox"/> A <input type="checkbox"/> B <input type="checkbox"/> C <input checked="" type="checkbox"/> D <input type="checkbox"/> F			Heritage Tree: <input checked="" type="checkbox"/> No <input type="checkbox"/> Yes		
CANOPY CHARACTERISTICS			TREE HEALTH		
	Dripline Radius (Feet)	Canopy to Grade (Feet)	Wound Wood Development:	Excellent <input type="checkbox"/> Average <input checked="" type="checkbox"/>	Poor <input type="checkbox"/> None <input type="checkbox"/>
N	15		Foliage Density:	<input checked="" type="checkbox"/> Normal <input type="checkbox"/> Sparse	
NE			Weak crotches:	<input checked="" type="checkbox"/> No <input type="checkbox"/> Yes	
E	0		Oak Pit Scale:	<input checked="" type="checkbox"/> No <input type="checkbox"/> Yes	
SE			Mainstem dieback:	<input checked="" type="checkbox"/> No <input type="checkbox"/> Yes	
S	0		Exposed Roots:	<input checked="" type="checkbox"/> No <input type="checkbox"/> Yes	
SW			Epicormic growth:	<input checked="" type="checkbox"/> No <input type="checkbox"/> Yes	
W	7		Shading Out:	<input type="checkbox"/> No <input checked="" type="checkbox"/> Yes	
NW			Cavities: <input checked="" type="checkbox"/> None	<input type="checkbox"/> Trunk <input type="checkbox"/> Branch	
CANOPY SPREAD (FEET): 15			Exfoliating Bark:	<input checked="" type="checkbox"/> No <input type="checkbox"/> Yes	
PROPOSED ACTIONS			Water Pocket(s):	<input checked="" type="checkbox"/> No <input type="checkbox"/> Yes	
Monitor for Progress:	<input type="checkbox"/> Yes <input type="checkbox"/> No		Mechanical Damage:	<input type="checkbox"/> Trunk <input type="checkbox"/> Branch	<input checked="" type="checkbox"/> None
Treat Infestations:	<input type="checkbox"/> Yes <input type="checkbox"/> No		Canker/Galls:	<input type="checkbox"/> No <input checked="" type="checkbox"/> Yes	
Remove Deadwood:	<input type="checkbox"/> Yes <input type="checkbox"/> No		Fungus:	<input checked="" type="checkbox"/> No <input type="checkbox"/> Yes	
Support Structure:	<input type="checkbox"/> Yes <input type="checkbox"/> No		Vigor:	<input type="checkbox"/> Excellent <input type="checkbox"/> Average	<input checked="" type="checkbox"/> Fair <input type="checkbox"/> Poor
IMPACTS & MITIGATIONS			Twig/ Branch Dieback:	<input type="checkbox"/> None <input type="checkbox"/> Minor	<input checked="" type="checkbox"/> Moderate <input type="checkbox"/> Extensive
In Impacted Area:	<input type="checkbox"/> Yes <input type="checkbox"/> No n/a		Leaf Size:	<input checked="" type="checkbox"/> Normal <input type="checkbox"/> Small	
Proposed Land Use:	n/a		Heart Rot:	<input checked="" type="checkbox"/> No <input type="checkbox"/> Yes	
Impacts:	n/a		Insects:	<input checked="" type="checkbox"/> Minor <input type="checkbox"/> Moderate	<input type="checkbox"/> Extensive <input type="checkbox"/> None
Mitigations:	n/a		Exudations:	<input checked="" type="checkbox"/> No <input type="checkbox"/> Yes	

Comments & Notes: power lines running through canopy; broken branches

³⁰⁴ Health: A =Outstanding; B = Above Average; C = Average; D = Below Average; F = Dead

³⁰⁵ Decurrent = Lacking Strong Central Leader. Excurrent = Strong Central Leader.

³⁰⁶ Aesthetic (compared to standard tree of same species) : A = nearly symmetrical, healthy tree – F = Dead

Trunk dbh must be 4" to be included – cumulative diameters. *Juglans nigra*; *Platanus racemosa*; *Umbellularia californica*; native *Quercus sp.* Except scrub oaks not protected.

Survey Date: 4/13/11

Tree Number: 303

GENERAL CHARACTERISTICS				
Species: <input type="checkbox"/> <i>Q. agrifolia</i> <input type="checkbox"/> <i>Q. lobata</i>			Health Rating ³⁰⁷ : <input type="checkbox"/> A <input type="checkbox"/> B <input checked="" type="checkbox"/> C <input type="checkbox"/> D <input type="checkbox"/> F	
<input type="checkbox"/> <i>Ca. Sycamore</i> <input type="checkbox"/> <i>Ca. Bay</i> <input checked="" type="checkbox"/> <i>Ca. Black Walnut</i>			Form: <input type="checkbox"/> symmetric <input type="checkbox"/> minor asymmetry	
Trunk Count: 1 Height (ft.): 20			<input checked="" type="checkbox"/> major asymmetry <input type="checkbox"/> stump sprout	
Trunk DBH (in.): 5			<input type="checkbox"/> stag-head	
Percent Canopy Cover: 75%			Crown Class ³⁰⁸ : <input checked="" type="checkbox"/> Decurrent <input type="checkbox"/> Excurrent	
Existing Terrain: <input type="checkbox"/> Flat <input checked="" type="checkbox"/> Slope			Age Class: <input checked="" type="checkbox"/> immature <input type="checkbox"/> semi-mature	
Aesthetic Rating ³⁰⁹ : <input type="checkbox"/> A <input type="checkbox"/> B <input checked="" type="checkbox"/> C <input type="checkbox"/> D <input type="checkbox"/> F			<input type="checkbox"/> mature <input type="checkbox"/> over-mature/senescent	
Overall Grade: <input type="checkbox"/> A <input type="checkbox"/> B <input checked="" type="checkbox"/> C <input type="checkbox"/> D <input type="checkbox"/> F			Heritage Tree: <input checked="" type="checkbox"/> No <input type="checkbox"/> Yes	
CANOPY CHARACTERISTICS			TREE HEALTH	
	Dripline Radius (Feet)	Canopy to Grade (Feet)	Wound Wood Development:	Excellent <input type="checkbox"/> Average <input checked="" type="checkbox"/> Poor <input type="checkbox"/> None <input type="checkbox"/>
N	0		Foliage Density:	<input checked="" type="checkbox"/> Normal <input type="checkbox"/> Sparse
NE	18		Weak crotches:	<input checked="" type="checkbox"/> No <input type="checkbox"/> Yes
E	13		Oak Pit Scale:	<input checked="" type="checkbox"/> No <input type="checkbox"/> Yes
SE			Mainstem dieback:	<input checked="" type="checkbox"/> No <input type="checkbox"/> Yes
S	0		Exposed Roots:	<input checked="" type="checkbox"/> No <input type="checkbox"/> Yes
SW			Epicormic growth:	<input checked="" type="checkbox"/> No <input type="checkbox"/> Yes
W	0		Shading Out:	<input checked="" type="checkbox"/> No <input type="checkbox"/> Yes
NW			Cavities: <input checked="" type="checkbox"/> None <input type="checkbox"/> Trunk <input type="checkbox"/> Branch	
CANOPY SPREAD (FEET): 18			Exfoliating Bark:	<input checked="" type="checkbox"/> No <input type="checkbox"/> Yes
PROPOSED ACTIONS			Water Pocket(s):	<input checked="" type="checkbox"/> No <input type="checkbox"/> Yes
Monitor for Progress: <input type="checkbox"/> Yes <input type="checkbox"/> No			Mechanical Damage:	<input type="checkbox"/> Trunk <input type="checkbox"/> Branch <input checked="" type="checkbox"/> None
Treat Infestations: <input type="checkbox"/> Yes <input type="checkbox"/> No			Canker/Galls:	<input type="checkbox"/> No <input checked="" type="checkbox"/> Yes
Remove Deadwood: <input type="checkbox"/> Yes <input type="checkbox"/> No			Fungus:	<input checked="" type="checkbox"/> No <input type="checkbox"/> Yes
Support Structure: <input type="checkbox"/> Yes <input type="checkbox"/> No			Vigor:	<input type="checkbox"/> Excellent <input checked="" type="checkbox"/> Average <input type="checkbox"/> Fair <input type="checkbox"/> Poor
IMPACTS & MITIGATIONS			Twig/ Branch Dieback:	<input type="checkbox"/> None <input checked="" type="checkbox"/> Minor <input type="checkbox"/> Moderate <input type="checkbox"/> Extensive
In Impacted Area: <input type="checkbox"/> Yes <input type="checkbox"/> No n/a			Leaf Size:	<input checked="" type="checkbox"/> Normal <input type="checkbox"/> Small
Proposed Land Use: n/a			Heart Rot:	<input checked="" type="checkbox"/> No <input type="checkbox"/> Yes
Impacts: n/a			Insects:	<input checked="" type="checkbox"/> Minor <input type="checkbox"/> Moderate <input type="checkbox"/> Extensive <input type="checkbox"/> None
Mitigations: n/a			Exudations:	<input checked="" type="checkbox"/> No <input type="checkbox"/> Yes

Comments & Notes: leans to NE

³⁰⁷ Health: A = Outstanding; B = Above Average; C = Average; D = Below Average; F = Dead

³⁰⁸ Decurrent = Lacking Strong Central Leader. Excurrent = Strong Central Leader.

³⁰⁹ Aesthetic (compared to standard tree of same species) : A = nearly symmetrical, healthy tree – F = Dead

Trunk dbh must be 4" to be included – cumulative diameters. *Juglans nigra*; *Platanus racemosa*; *Umbellularia californica*; native *Quercus sp.* Except scrub oaks not protected.

TREE FIELD DATA WORKSHEET (City of L.A.)

LDC Project No. 10003-001

Survey Date: 4/13/11

Tree Number: 304

GENERAL CHARACTERISTICS			TREE HEALTH		
Species: <input type="checkbox"/> <i>Q. agrifolia</i> <input type="checkbox"/> <i>Q. lobata</i>			Health Rating ³¹⁰ : <input type="checkbox"/> A <input type="checkbox"/> B <input type="checkbox"/> C <input checked="" type="checkbox"/> D <input type="checkbox"/> F		
<input type="checkbox"/> <i>Ca. Sycamore</i> <input type="checkbox"/> <i>Ca. Bay</i> <input checked="" type="checkbox"/> <i>Ca. Black Walnut</i>			Form: <input type="checkbox"/> symmetric <input type="checkbox"/> minor asymmetry		
Trunk Count: 2 Height (ft.): 40			<input checked="" type="checkbox"/> major asymmetry <input type="checkbox"/> stump sprout		
Trunk DBH (in.): 8, 10			<input type="checkbox"/> stag-head		
Percent Canopy Cover: 70%			Crown Class ³¹¹ : <input checked="" type="checkbox"/> Decurrent <input type="checkbox"/> Excurrent		
Existing Terrain: <input type="checkbox"/> Flat <input checked="" type="checkbox"/> Slope			Age Class: <input type="checkbox"/> immature <input type="checkbox"/> semi-mature		
Aesthetic Rating ³¹² : <input type="checkbox"/> A <input type="checkbox"/> B <input type="checkbox"/> C <input checked="" type="checkbox"/> D <input type="checkbox"/> F			<input checked="" type="checkbox"/> mature <input type="checkbox"/> over-mature/senescent		
Overall Grade: <input type="checkbox"/> A <input type="checkbox"/> B <input type="checkbox"/> C <input checked="" type="checkbox"/> D <input type="checkbox"/> F			Heritage Tree: <input checked="" type="checkbox"/> No <input type="checkbox"/> Yes		
CANOPY CHARACTERISTICS			TREE HEALTH		
	Dripline Radius (Feet)	Canopy to Grade (Feet)	Wound Wood Development:	Excellent <input type="checkbox"/> Average <input checked="" type="checkbox"/>	Poor <input type="checkbox"/> None <input type="checkbox"/>
N	28		Foliage Density:	<input checked="" type="checkbox"/> Normal <input type="checkbox"/> Sparse	
NE			Weak crotches:	<input checked="" type="checkbox"/> No <input type="checkbox"/> Yes	
E	23		Oak Pit Scale:	<input checked="" type="checkbox"/> No <input type="checkbox"/> Yes	
SE			Mainstem dieback:	<input type="checkbox"/> No <input checked="" type="checkbox"/> Yes	
S	14		Exposed Roots:	<input checked="" type="checkbox"/> No <input type="checkbox"/> Yes	
SW			Epicormic growth:	<input checked="" type="checkbox"/> No <input type="checkbox"/> Yes	
W	0		Shading Out:	<input type="checkbox"/> No <input checked="" type="checkbox"/> Yes	
NW			Cavities: <input type="checkbox"/> None <input checked="" type="checkbox"/> Trunk <input type="checkbox"/> Branch		
CANOPY SPREAD (FEET): 42			Exfoliating Bark:	<input checked="" type="checkbox"/> No <input type="checkbox"/> Yes	
PROPOSED ACTIONS			Water Pocket(s):	<input checked="" type="checkbox"/> No <input type="checkbox"/> Yes	
Monitor for Progress: <input type="checkbox"/> Yes <input type="checkbox"/> No			Mechanical Damage:	<input type="checkbox"/> Trunk <input type="checkbox"/> Branch	
Treat Infestations: <input type="checkbox"/> Yes <input type="checkbox"/> No			<input checked="" type="checkbox"/> None		
Remove Deadwood: <input type="checkbox"/> Yes <input type="checkbox"/> No			Canker/Galls:	<input type="checkbox"/> No <input checked="" type="checkbox"/> Yes	
Support Structure: <input type="checkbox"/> Yes <input type="checkbox"/> No			Fungus:	<input checked="" type="checkbox"/> No <input type="checkbox"/> Yes	
IMPACTS & MITIGATIONS			Vigor:	<input type="checkbox"/> Excellent <input type="checkbox"/> Average	
In Impacted Area: <input type="checkbox"/> Yes <input type="checkbox"/> No n/a			<input checked="" type="checkbox"/> Fair <input type="checkbox"/> Poor		
Proposed Land Use: n/a			Twig/ Branch Dieback:	<input type="checkbox"/> None <input type="checkbox"/> Minor	
Impacts: n/a			<input checked="" type="checkbox"/> Moderate <input type="checkbox"/> Extensive		
Mitigations: n/a			Leaf Size:	<input checked="" type="checkbox"/> Normal <input type="checkbox"/> Small	
			Heart Rot:	<input type="checkbox"/> No <input checked="" type="checkbox"/> Yes	
			Insects:	<input checked="" type="checkbox"/> Minor <input type="checkbox"/> Moderate	
			<input type="checkbox"/> Extensive <input type="checkbox"/> None		
			Exudations:	<input checked="" type="checkbox"/> No <input type="checkbox"/> Yes	

Comments & Notes:

³¹⁰ Health: A =Outstanding; B = Above Average; C = Average; D = Below Average; F = Dead

³¹¹ Decurrent = Lacking Strong Central Leader. Excurrent = Strong Central Leader.

³¹² Aesthetic (compared to standard tree of same species) : A = nearly symmetrical, healthy tree – F = Dead

Trunk dbh must be 4" to be included – cumulative diameters. *Juglans nigra*; *Platanus racemosa*; *Umbellularia californica*; native *Quercus sp.* Except scrub oaks not protected.

Survey Date: 4/13/11

Tree Number: 305

GENERAL CHARACTERISTICS				
Species: <input checked="" type="checkbox"/> <i>Q. agrifolia</i> <input type="checkbox"/> <i>Q. lobata</i>			Health Rating ³¹³ : <input type="checkbox"/> A <input checked="" type="checkbox"/> B <input type="checkbox"/> C <input type="checkbox"/> D <input type="checkbox"/> F	
<input type="checkbox"/> <i>Ca. Sycamore</i> <input type="checkbox"/> <i>Ca. Bay</i> <input type="checkbox"/> <i>Ca. Black Walnut</i>			Form: <input type="checkbox"/> symmetric <input type="checkbox"/> minor asymmetry	
Trunk Count: 1 Height (ft.): 35			<input checked="" type="checkbox"/> major asymmetry <input type="checkbox"/> stump sprout	
Trunk DBH (in.): 15.5			<input type="checkbox"/> stag-head	
Percent Canopy Cover: 85%			Crown Class ³¹⁴ : <input checked="" type="checkbox"/> Decurrent <input type="checkbox"/> Excurrent	
Existing Terrain: <input type="checkbox"/> Flat <input checked="" type="checkbox"/> Slope			Age Class: <input type="checkbox"/> immature <input type="checkbox"/> semi-mature	
Aesthetic Rating ³¹⁵ : <input type="checkbox"/> A <input type="checkbox"/> B <input checked="" type="checkbox"/> C+ <input type="checkbox"/> D <input type="checkbox"/> F			<input checked="" type="checkbox"/> mature <input type="checkbox"/> over-mature/senescent	
Overall Grade: <input type="checkbox"/> A <input checked="" type="checkbox"/> B- <input type="checkbox"/> C <input type="checkbox"/> D <input type="checkbox"/> F			Heritage Tree: <input checked="" type="checkbox"/> No <input type="checkbox"/> Yes	
CANOPY CHARACTERISTICS			TREE HEALTH	
	Dripline Radius (Feet)	Canopy to Grade (Feet)	Wound Wood Development:	Excellent <input type="checkbox"/> Average <input checked="" type="checkbox"/> Poor <input type="checkbox"/> None <input type="checkbox"/>
N	0		Foliage Density:	<input checked="" type="checkbox"/> Normal <input type="checkbox"/> Sparse
NE	22		Weak crotches:	<input checked="" type="checkbox"/> No <input type="checkbox"/> Yes
E	14		Oak Pit Scale:	<input checked="" type="checkbox"/> No <input type="checkbox"/> Yes
SE			Mainstem dieback:	<input checked="" type="checkbox"/> No <input type="checkbox"/> Yes
S	20		Exposed Roots:	<input checked="" type="checkbox"/> No <input type="checkbox"/> Yes
SW			Epicormic growth:	<input checked="" type="checkbox"/> No <input type="checkbox"/> Yes
W	0		Shading Out:	<input type="checkbox"/> No <input checked="" type="checkbox"/> Yes
NW			Cavities: <input checked="" type="checkbox"/> None	<input type="checkbox"/> Trunk <input type="checkbox"/> Branch
CANOPY SPREAD (FEET): 22			Exfoliating Bark:	<input checked="" type="checkbox"/> No <input type="checkbox"/> Yes
PROPOSED ACTIONS			Water Pocket(s):	<input checked="" type="checkbox"/> No <input type="checkbox"/> Yes
Monitor for Progress: <input type="checkbox"/> Yes <input type="checkbox"/> No			Mechanical Damage:	<input type="checkbox"/> Trunk <input type="checkbox"/> Branch <input checked="" type="checkbox"/> None
Treat Infestations: <input type="checkbox"/> Yes <input type="checkbox"/> No			Canker/Galls:	<input checked="" type="checkbox"/> No <input type="checkbox"/> Yes
Remove Deadwood: <input type="checkbox"/> Yes <input type="checkbox"/> No			Fungus:	<input checked="" type="checkbox"/> No <input type="checkbox"/> Yes
Support Structure: <input type="checkbox"/> Yes <input type="checkbox"/> No			Vigor:	<input type="checkbox"/> Excellent <input checked="" type="checkbox"/> Average <input type="checkbox"/> Fair <input type="checkbox"/> Poor
IMPACTS & MITIGATIONS			Twig/ Branch Dieback:	<input type="checkbox"/> None <input checked="" type="checkbox"/> Minor <input type="checkbox"/> Moderate <input type="checkbox"/> Extensive
In Impacted Area: <input type="checkbox"/> Yes <input type="checkbox"/> No n/a			Leaf Size:	<input checked="" type="checkbox"/> Normal <input type="checkbox"/> Small
Proposed Land Use: n/a			Heart Rot:	<input checked="" type="checkbox"/> No <input type="checkbox"/> Yes
Impacts: n/a			Insects:	<input checked="" type="checkbox"/> Minor <input type="checkbox"/> Moderate <input type="checkbox"/> Extensive <input type="checkbox"/> None
Mitigations: n/a			Exudations:	<input checked="" type="checkbox"/> No <input type="checkbox"/> Yes

Comments & Notes: leans to NE

³¹³ Health: A = Outstanding; B = Above Average; C = Average; D = Below Average; F = Dead

³¹⁴ Decurrent = Lacking Strong Central Leader. Excurrent = Strong Central Leader.

³¹⁵ Aesthetic (compared to standard tree of same species) : A = nearly symmetrical, healthy tree – F = Dead

Trunk dbh must be 4" to be included – cumulative diameters. *Juglans nigra*; *Platanus racemosa*; *Umbellularia californica*; native *Quercus sp.* Except scrub oaks not protected.

TREE FIELD DATA WORKSHEET (City of L.A.)

LDC Project No. 10003-001

Survey Date: 5/24/11

Tree Number: 306

GENERAL CHARACTERISTICS				
Species: <input type="checkbox"/> <i>Q. agrifolia</i> <input type="checkbox"/> <i>Q. lobata</i>			Health Rating ¹ : <input type="checkbox"/> A <input type="checkbox"/> B <input checked="" type="checkbox"/> C- <input type="checkbox"/> D <input type="checkbox"/> F	
<input type="checkbox"/> <i>Ca. Sycamore</i> <input type="checkbox"/> <i>Ca. Bay</i> <input checked="" type="checkbox"/> <i>Ca. Black Walnut</i>			Form: <input type="checkbox"/> symmetric <input type="checkbox"/> minor asymmetry	
Trunk Count: 2 Height (ft.): 40			<input checked="" type="checkbox"/> major asymmetry <input type="checkbox"/> stump sprout	
Trunk DBH (in.): 17.5, 17			<input type="checkbox"/> stag-head	
Percent Canopy Cover: 80%			Crown Class ² : <input checked="" type="checkbox"/> Decurrent <input type="checkbox"/> Excurrent	
Existing Terrain: <input checked="" type="checkbox"/> Flat <input type="checkbox"/> Slope			Age Class: <input type="checkbox"/> immature <input type="checkbox"/> semi-mature	
Aesthetic Rating ³ : <input type="checkbox"/> A <input type="checkbox"/> B <input checked="" type="checkbox"/> C- <input type="checkbox"/> D <input type="checkbox"/> F			<input checked="" type="checkbox"/> mature <input type="checkbox"/> over-mature/senescent	
Overall Grade: <input type="checkbox"/> A <input type="checkbox"/> B <input checked="" type="checkbox"/> C- <input type="checkbox"/> D <input type="checkbox"/> F			Heritage Tree: <input checked="" type="checkbox"/> No <input type="checkbox"/> Yes	
CANOPY CHARACTERISTICS			TREE HEALTH	
	Dripline Radius (Feet)	Canopy to Grade (Feet)	Wound Wood Development:	Excellent <input type="checkbox"/> Average <input checked="" type="checkbox"/> Poor <input type="checkbox"/> None <input type="checkbox"/>
N	22		Foliage Density:	<input checked="" type="checkbox"/> Normal <input type="checkbox"/> Sparse
NE			Weak crotches:	<input checked="" type="checkbox"/> No <input type="checkbox"/> Yes
E	0		Oak Pit Scale:	<input checked="" type="checkbox"/> No <input type="checkbox"/> Yes
SE			Mainstem dieback:	<input checked="" type="checkbox"/> No <input type="checkbox"/> Yes
S	0		Exposed Roots:	<input type="checkbox"/> No <input checked="" type="checkbox"/> Yes
SW			Epicormic growth:	<input type="checkbox"/> No <input checked="" type="checkbox"/> Yes
W	9		Shading Out:	<input type="checkbox"/> No <input checked="" type="checkbox"/> Yes
NW			Cavities: <input type="checkbox"/> None	<input checked="" type="checkbox"/> Trunk <input checked="" type="checkbox"/> Branch
CANOPY SPREAD (FEET): 22			Exfoliating Bark:	<input checked="" type="checkbox"/> No <input type="checkbox"/> Yes
PROPOSED ACTIONS			Water Pocket(s):	<input checked="" type="checkbox"/> No <input type="checkbox"/> Yes
Monitor for Progress:	<input type="checkbox"/> Yes <input type="checkbox"/> No		Mechanical Damage:	<input checked="" type="checkbox"/> Trunk <input checked="" type="checkbox"/> Branch <input type="checkbox"/> None
Treat Infestations:	<input type="checkbox"/> Yes <input type="checkbox"/> No		Canker/Galls:	<input checked="" type="checkbox"/> No <input type="checkbox"/> Yes
Remove Deadwood:	<input type="checkbox"/> Yes <input type="checkbox"/> No		Fungus:	<input checked="" type="checkbox"/> No <input type="checkbox"/> Yes
Support Structure:	<input type="checkbox"/> Yes <input type="checkbox"/> No		Vigor:	<input type="checkbox"/> Excellent <input checked="" type="checkbox"/> Average <input type="checkbox"/> Fair <input type="checkbox"/> Poor
IMPACTS & MITIGATIONS			Twig/ Branch Dieback:	<input type="checkbox"/> None <input checked="" type="checkbox"/> Minor <input type="checkbox"/> Moderate <input type="checkbox"/> Extensive
In Impacted Area:	<input checked="" type="checkbox"/> Yes <input type="checkbox"/> No		Leaf Size:	<input checked="" type="checkbox"/> Normal <input type="checkbox"/> Small
Proposed Land Use:	New driveway entry		Heart Rot:	<input type="checkbox"/> No <input checked="" type="checkbox"/> Yes
Impacts:	Removal		Insects:	<input type="checkbox"/> Minor <input checked="" type="checkbox"/> Moderate <input type="checkbox"/> Extensive <input type="checkbox"/> None
Mitigations:	See Tree Report		Exudations:	<input checked="" type="checkbox"/> No <input type="checkbox"/> Yes

Comments & Notes: 1 broken trunk; heavily pruned (mostly along street side); 17" trunk topped at 20" (growing at angle to N); no obvious signs of 1000 canker disease

¹ Health: A =Outstanding; B = Above Average; C = Average; D = Below Average; F = Dead

² Decurrent = Lacking Strong Central Leader. Excurrent = Strong Central Leader.

³ Aesthetic (compared to standard tree of same species) : A = nearly symmetrical, healthy tree – F = Dead

Trunk dbh must be 4" to be included – cumulative diameters. *Juglans nigra*; *Platanus racemosa*; *Umbellularia californica*; native *Quercus sp.* Except scrub oaks not protected.

Survey Date: 5/24/11

Tree Number: 307

GENERAL CHARACTERISTICS				
Species: <input type="checkbox"/> <i>Q. agrifolia</i> <input type="checkbox"/> <i>Q. lobata</i>			Health Rating ⁴ : <input type="checkbox"/> A <input type="checkbox"/> B <input checked="" type="checkbox"/> C- <input type="checkbox"/> D <input type="checkbox"/> F	
<input type="checkbox"/> <i>Ca. Sycamore</i> <input type="checkbox"/> <i>Ca. Bay</i> <input checked="" type="checkbox"/> <i>Ca. Black Walnut</i>			Form: <input type="checkbox"/> symmetric <input checked="" type="checkbox"/> minor asymmetry	
Trunk Count: 2 Height (ft.): 22			<input type="checkbox"/> major asymmetry <input type="checkbox"/> stump sprout	
Trunk DBH (in.): 12.5, 9.5			<input type="checkbox"/> stag-head	
Percent Canopy Cover: 80%			Crown Class ⁵ : <input checked="" type="checkbox"/> Decurrent <input type="checkbox"/> Excurrent	
Existing Terrain: <input checked="" type="checkbox"/> Flat <input type="checkbox"/> Slope			Age Class: <input type="checkbox"/> immature <input checked="" type="checkbox"/> semi-mature	
Aesthetic Rating ⁶ : <input type="checkbox"/> A <input type="checkbox"/> B <input checked="" type="checkbox"/> C- <input type="checkbox"/> D <input type="checkbox"/> F			<input type="checkbox"/> mature <input type="checkbox"/> over-mature/senescent	
Overall Grade: <input type="checkbox"/> A <input type="checkbox"/> B <input checked="" type="checkbox"/> C- <input type="checkbox"/> D <input type="checkbox"/> F			Heritage Tree: <input checked="" type="checkbox"/> No <input type="checkbox"/> Yes	
CANOPY CHARACTERISTICS			TREE HEALTH	
	Dripline Radius (Feet)	Canopy to Grade (Feet)	Wound Wood Development:	Excellent <input type="checkbox"/> Average <input checked="" type="checkbox"/> Poor <input type="checkbox"/> None <input type="checkbox"/>
N	15		Foliage Density:	<input checked="" type="checkbox"/> Normal <input type="checkbox"/> Sparse
NE			Weak crotches:	<input checked="" type="checkbox"/> No <input type="checkbox"/> Yes
E	19		Oak Pit Scale:	<input checked="" type="checkbox"/> No <input type="checkbox"/> Yes
SE			Mainstem dieback:	<input checked="" type="checkbox"/> No <input type="checkbox"/> Yes
S	7		Exposed Roots:	<input checked="" type="checkbox"/> No <input type="checkbox"/> Yes
SW			Epicormic growth:	<input type="checkbox"/> No <input checked="" type="checkbox"/> Yes
W	12		Shading Out:	<input type="checkbox"/> No <input checked="" type="checkbox"/> Yes
NW			Cavities: <input type="checkbox"/> None	<input checked="" type="checkbox"/> Trunk <input type="checkbox"/> Branch
CANOPY SPREAD (FEET): 31			Exfoliating Bark:	<input checked="" type="checkbox"/> No <input type="checkbox"/> Yes
PROPOSED ACTIONS			Water Pocket(s):	<input checked="" type="checkbox"/> No <input type="checkbox"/> Yes
Monitor for Progress:	<input type="checkbox"/> Yes <input type="checkbox"/> No		Mechanical Damage:	<input checked="" type="checkbox"/> Trunk <input checked="" type="checkbox"/> Branch <input type="checkbox"/> None
Treat Infestations:	<input type="checkbox"/> Yes <input type="checkbox"/> No		Canker/Galls:	<input checked="" type="checkbox"/> No <input type="checkbox"/> Yes
Remove Deadwood:	<input type="checkbox"/> Yes <input type="checkbox"/> No		Fungus:	<input checked="" type="checkbox"/> No <input type="checkbox"/> Yes
Support Structure:	<input type="checkbox"/> Yes <input type="checkbox"/> No		Vigor:	<input type="checkbox"/> Excellent <input checked="" type="checkbox"/> Average <input type="checkbox"/> Fair <input type="checkbox"/> Poor
IMPACTS & MITIGATIONS			Twig/ Branch Dieback:	<input type="checkbox"/> None <input checked="" type="checkbox"/> Minor <input type="checkbox"/> Moderate <input type="checkbox"/> Extensive
In Impacted Area:	<input checked="" type="checkbox"/> Yes <input type="checkbox"/> No		Leaf Size:	<input checked="" type="checkbox"/> Normal <input type="checkbox"/> Small
Proposed Land Use:	New driveway entry		Heart Rot:	<input type="checkbox"/> No <input checked="" type="checkbox"/> Yes
Impacts:	Removal		Insects:	<input checked="" type="checkbox"/> Minor <input type="checkbox"/> Moderate <input type="checkbox"/> Extensive <input type="checkbox"/> None
Mitigations:	See Tree Report		Exudations:	<input checked="" type="checkbox"/> No <input type="checkbox"/> Yes

Comments & Notes: 1 broken trunk; no obvious signs of 1000 canker disease

⁴ Health: A =Outstanding; B = Above Average; C = Average; D = Below Average; F = Dead

⁵ Decurrent = Lacking Strong Central Leader. Excurrent = Strong Central Leader.

⁶ Aesthetic (compared to standard tree of same species) : A = nearly symmetrical, healthy tree – F = Dead

Trunk dbh must be 4" to be included – cumulative diameters. *Juglans nigra*; *Platanus racemosa*; *Umbellularia californica*; native *Quercus sp.* Except scrub oaks not protected.

Survey Date: 5/24/11

Tree Number: 308

GENERAL CHARACTERISTICS				
Species: <input type="checkbox"/> <i>Q. agrifolia</i> <input type="checkbox"/> <i>Q. lobata</i>			Health Rating ⁷ : <input type="checkbox"/> A <input type="checkbox"/> B <input checked="" type="checkbox"/> C- <input type="checkbox"/> D <input type="checkbox"/> F	
<input type="checkbox"/> <i>Ca. Sycamore</i> <input type="checkbox"/> <i>Ca. Bay</i> <input checked="" type="checkbox"/> <i>Ca. Black Walnut</i>			Form: <input type="checkbox"/> symmetric <input type="checkbox"/> minor asymmetry	
Trunk Count: 1 Height (ft.): 45			<input checked="" type="checkbox"/> major asymmetry <input type="checkbox"/> stump sprout	
Trunk DBH (in.): 22.5			<input type="checkbox"/> stag-head	
Percent Canopy Cover: 70%			Crown Class ⁸ : <input checked="" type="checkbox"/> Decurrent <input type="checkbox"/> Excurrent	
Existing Terrain: <input checked="" type="checkbox"/> Flat <input type="checkbox"/> Slope			Age Class: <input type="checkbox"/> immature <input type="checkbox"/> semi-mature	
Aesthetic Rating ⁹ : <input type="checkbox"/> A <input type="checkbox"/> B <input checked="" type="checkbox"/> C- <input type="checkbox"/> D <input type="checkbox"/> F			<input checked="" type="checkbox"/> mature <input type="checkbox"/> over-mature/senescent	
Overall Grade: <input type="checkbox"/> A <input type="checkbox"/> B <input checked="" type="checkbox"/> C- <input type="checkbox"/> D <input type="checkbox"/> F			Heritage Tree: <input checked="" type="checkbox"/> No <input type="checkbox"/> Yes	
CANOPY CHARACTERISTICS			TREE HEALTH	
	Dripline Radius (Feet)	Canopy to Grade (Feet)	Wound Wood Development:	Excellent <input type="checkbox"/> Average <input type="checkbox"/> Poor <input checked="" type="checkbox"/> None <input type="checkbox"/>
N	20		Foliage Density:	<input checked="" type="checkbox"/> Normal <input type="checkbox"/> Sparse
NE			Weak crotches:	<input checked="" type="checkbox"/> No <input type="checkbox"/> Yes
E	19		Oak Pit Scale:	<input checked="" type="checkbox"/> No <input type="checkbox"/> Yes
SE			Mainstem dieback:	<input checked="" type="checkbox"/> No <input type="checkbox"/> Yes
S	14		Exposed Roots:	<input checked="" type="checkbox"/> No <input type="checkbox"/> Yes
SW			Epicormic growth:	<input type="checkbox"/> No <input checked="" type="checkbox"/> Yes
W	8		Shading Out:	<input checked="" type="checkbox"/> No <input type="checkbox"/> Yes
NW			Cavities: <input type="checkbox"/> None	<input checked="" type="checkbox"/> Trunk <input type="checkbox"/> Branch
CANOPY SPREAD (FEET): 34			Exfoliating Bark:	<input type="checkbox"/> No <input checked="" type="checkbox"/> Yes
PROPOSED ACTIONS			Water Pocket(s):	<input checked="" type="checkbox"/> No <input type="checkbox"/> Yes
Monitor for Progress:	<input type="checkbox"/> Yes <input type="checkbox"/> No		Mechanical Damage:	<input checked="" type="checkbox"/> Trunk <input checked="" type="checkbox"/> Branch <input type="checkbox"/> None
Treat Infestations:	<input type="checkbox"/> Yes <input type="checkbox"/> No		Canker/Galls:	<input checked="" type="checkbox"/> No <input type="checkbox"/> Yes
Remove Deadwood:	<input type="checkbox"/> Yes <input type="checkbox"/> No		Fungus:	<input checked="" type="checkbox"/> No <input type="checkbox"/> Yes
Support Structure:	<input type="checkbox"/> Yes <input type="checkbox"/> No		Vigor:	<input type="checkbox"/> Excellent <input checked="" type="checkbox"/> Average <input type="checkbox"/> Fair <input type="checkbox"/> Poor
IMPACTS & MITIGATIONS			Twig/ Branch Dieback:	<input type="checkbox"/> None <input checked="" type="checkbox"/> Minor <input type="checkbox"/> Moderate <input type="checkbox"/> Extensive
In Impacted Area:	<input checked="" type="checkbox"/> Yes <input type="checkbox"/> No		Leaf Size:	<input checked="" type="checkbox"/> Normal <input type="checkbox"/> Small
Proposed Land Use:	New driveway entry		Heart Rot:	<input type="checkbox"/> No <input checked="" type="checkbox"/> Yes
Impacts:	Removal		Insects:	<input type="checkbox"/> Minor <input checked="" type="checkbox"/> Moderate <input type="checkbox"/> Extensive <input type="checkbox"/> None
Mitigations:	See Tree Report		Exudations:	<input checked="" type="checkbox"/> No <input type="checkbox"/> Yes

Comments & Notes: pruned (mostly on street side); west side of trunk has 3' x 6' area with no bark; no obvious signs of 1000 canker disease

⁷ Health: A = Outstanding; B = Above Average; C = Average; D = Below Average; F = Dead

⁸ Decurrent = Lacking Strong Central Leader. Excurrent = Strong Central Leader.

⁹ Aesthetic (compared to standard tree of same species) : A = nearly symmetrical, healthy tree – F = Dead

Trunk dbh must be 4" to be included – cumulative diameters. *Juglans nigra*; *Platanus racemosa*; *Umbellularia californica*; native *Quercus sp.* Except scrub oaks not protected.

Survey Date: 5/24/11

Tree Number: 309

GENERAL CHARACTERISTICS				
Species: <input type="checkbox"/> <i>Q. agrifolia</i> <input type="checkbox"/> <i>Q. lobata</i>			Health Rating ¹⁰ : <input type="checkbox"/> A <input type="checkbox"/> B <input checked="" type="checkbox"/> C- <input type="checkbox"/> D <input type="checkbox"/> F	
<input type="checkbox"/> <i>Ca. Sycamore</i> <input type="checkbox"/> <i>Ca. Bay</i> <input checked="" type="checkbox"/> <i>Ca. Black Walnut</i>			Form: <input type="checkbox"/> symmetric <input type="checkbox"/> minor asymmetry	
Trunk Count: 1 Height (ft.): 40			<input checked="" type="checkbox"/> major asymmetry <input type="checkbox"/> stump sprout	
Trunk DBH (in.): 20.5			<input type="checkbox"/> stag-head	
Percent Canopy Cover: 80%			Crown Class ¹¹ : <input checked="" type="checkbox"/> Decurrent <input type="checkbox"/> Excurrent	
Existing Terrain: <input checked="" type="checkbox"/> Flat <input type="checkbox"/> Slope			Age Class: <input type="checkbox"/> immature <input type="checkbox"/> semi-mature	
Aesthetic Rating ¹² : <input type="checkbox"/> A <input checked="" type="checkbox"/> B- <input checked="" type="checkbox"/> C <input type="checkbox"/> D <input type="checkbox"/> F			<input checked="" type="checkbox"/> mature <input type="checkbox"/> over-mature/senescent	
Overall Grade: <input type="checkbox"/> A <input type="checkbox"/> B <input checked="" type="checkbox"/> C <input type="checkbox"/> D <input type="checkbox"/> F			Heritage Tree: <input checked="" type="checkbox"/> No <input type="checkbox"/> Yes	
CANOPY CHARACTERISTICS			TREE HEALTH	
	Dripline Radius (Feet)	Canopy to Grade (Feet)	Wound Wood Development:	Excellent <input type="checkbox"/> Average <input checked="" type="checkbox"/> Poor <input type="checkbox"/> None <input type="checkbox"/>
N	4		Foliage Density:	<input checked="" type="checkbox"/> Normal <input type="checkbox"/> Sparse
NE			Weak crotches:	<input checked="" type="checkbox"/> No <input type="checkbox"/> Yes
E	22		Oak Pit Scale:	<input checked="" type="checkbox"/> No <input type="checkbox"/> Yes
SE			Mainstem dieback:	<input checked="" type="checkbox"/> No <input type="checkbox"/> Yes
S	24		Exposed Roots:	<input checked="" type="checkbox"/> No <input type="checkbox"/> Yes
SW			Epicormic growth:	<input checked="" type="checkbox"/> No <input type="checkbox"/> Yes
W	12		Shading Out:	<input type="checkbox"/> No <input checked="" type="checkbox"/> Yes
NW			Cavities: <input type="checkbox"/> None	<input checked="" type="checkbox"/> Trunk <input type="checkbox"/> Branch
CANOPY SPREAD (FEET): 34			Exfoliating Bark:	<input checked="" type="checkbox"/> No <input type="checkbox"/> Yes
PROPOSED ACTIONS			Water Pocket(s):	<input checked="" type="checkbox"/> No <input type="checkbox"/> Yes
Monitor for Progress:	<input type="checkbox"/> Yes <input type="checkbox"/> No		Mechanical Damage:	<input checked="" type="checkbox"/> Trunk <input checked="" type="checkbox"/> Branch <input type="checkbox"/> None
Treat Infestations:	<input type="checkbox"/> Yes <input type="checkbox"/> No		Canker/Galls:	<input type="checkbox"/> No <input checked="" type="checkbox"/> Yes
Remove Deadwood:	<input type="checkbox"/> Yes <input type="checkbox"/> No		Fungus:	<input checked="" type="checkbox"/> No <input type="checkbox"/> Yes
Support Structure:	<input type="checkbox"/> Yes <input type="checkbox"/> No		Vigor:	<input type="checkbox"/> Excellent <input checked="" type="checkbox"/> Average <input type="checkbox"/> Fair <input type="checkbox"/> Poor
IMPACTS & MITIGATIONS			Twig/ Branch Dieback:	<input type="checkbox"/> None <input checked="" type="checkbox"/> Minor <input type="checkbox"/> Moderate <input type="checkbox"/> Extensive
In Impacted Area:	<input checked="" type="checkbox"/> Yes <input type="checkbox"/> No		Leaf Size:	<input checked="" type="checkbox"/> Normal <input type="checkbox"/> Small
Proposed Land Use: New driveway entry			Heart Rot:	<input type="checkbox"/> No <input checked="" type="checkbox"/> Yes
Impacts: Removal			Insects:	<input type="checkbox"/> Minor <input checked="" type="checkbox"/> Moderate <input type="checkbox"/> Extensive <input type="checkbox"/> None
Mitigations: See Tree Report			Exudations:	<input checked="" type="checkbox"/> No <input type="checkbox"/> Yes

Comments & Notes: leans to NE

¹⁰ Health: A =Outstanding; B = Above Average; C = Average; D = Below Average; F = Dead

¹¹ Decurrent = Lacking Strong Central Leader. Excurrent = Strong Central Leader.

¹² Aesthetic (compared to standard tree of same species) : A = nearly symmetrical, healthy tree – F = Dead

Trunk dbh must be 4" to be included – cumulative diameters. *Juglans nigra*; *Platanus racemosa*; *Umbellularia californica*; native *Quercus sp.* Except scrub oaks not protected.

Survey Date: 5/24/11

Tree Number: 310

GENERAL CHARACTERISTICS				
Species: <input checked="" type="checkbox"/> <i>Q. agrifolia</i> <input type="checkbox"/> <i>Q. lobata</i>			Health Rating ¹³ : <input type="checkbox"/> A <input checked="" type="checkbox"/> B- <input type="checkbox"/> C <input type="checkbox"/> D <input type="checkbox"/> F	
<input type="checkbox"/> <i>Ca. Sycamore</i> <input type="checkbox"/> <i>Ca. Bay</i> <input type="checkbox"/> <i>Ca. Black Walnut</i>			Form: <input type="checkbox"/> symmetric <input checked="" type="checkbox"/> minor asymmetry	
Trunk Count: 1 Height (ft.): 17			<input type="checkbox"/> major asymmetry <input type="checkbox"/> stump sprout	
Trunk DBH (in.): 6.5			<input type="checkbox"/> stag-head	
Percent Canopy Cover: 85%			Crown Class ¹⁴ : <input checked="" type="checkbox"/> Decurrent <input type="checkbox"/> Excurrent	
Existing Terrain: <input checked="" type="checkbox"/> Flat <input type="checkbox"/> Slope			Age Class: <input checked="" type="checkbox"/> immature <input type="checkbox"/> semi-mature	
Aesthetic Rating ¹⁵ : <input type="checkbox"/> A <input checked="" type="checkbox"/> B- <input type="checkbox"/> C <input type="checkbox"/> D <input type="checkbox"/> F			<input type="checkbox"/> mature <input type="checkbox"/> over-mature/senescent	
Overall Grade: <input type="checkbox"/> A <input checked="" type="checkbox"/> B- <input type="checkbox"/> C <input type="checkbox"/> D <input type="checkbox"/> F			Heritage Tree: <input checked="" type="checkbox"/> No <input type="checkbox"/> Yes	
CANOPY CHARACTERISTICS			TREE HEALTH	
	Dripline Radius (Feet)	Canopy to Grade (Feet)	Wound Wood Development:	Excellent <input type="checkbox"/> Average <input checked="" type="checkbox"/> Poor <input type="checkbox"/> None <input type="checkbox"/>
N	5		Foliage Density:	<input checked="" type="checkbox"/> Normal <input type="checkbox"/> Sparse
NE			Weak crotches:	<input checked="" type="checkbox"/> No <input type="checkbox"/> Yes
E	13		Oak Pit Scale:	<input checked="" type="checkbox"/> No <input type="checkbox"/> Yes
SE			Mainstem dieback:	<input checked="" type="checkbox"/> No <input type="checkbox"/> Yes
S	11		Exposed Roots:	<input checked="" type="checkbox"/> No <input type="checkbox"/> Yes
SW			Epicormic growth:	<input type="checkbox"/> No <input checked="" type="checkbox"/> Yes
W	4		Shading Out:	<input type="checkbox"/> No <input checked="" type="checkbox"/> Yes
NW			Cavities: <input type="checkbox"/> None <input type="checkbox"/> Trunk <input checked="" type="checkbox"/> Branch	
CANOPY SPREAD (FEET): 17			Exfoliating Bark:	<input checked="" type="checkbox"/> No <input type="checkbox"/> Yes
PROPOSED ACTIONS			Water Pocket(s):	<input checked="" type="checkbox"/> No <input type="checkbox"/> Yes
Monitor for Progress:	<input type="checkbox"/> Yes <input type="checkbox"/> No		Mechanical Damage:	<input type="checkbox"/> Trunk <input checked="" type="checkbox"/> Branch <input type="checkbox"/> None
Treat Infestations:	<input type="checkbox"/> Yes <input type="checkbox"/> No		Canker/Galls:	<input checked="" type="checkbox"/> No <input type="checkbox"/> Yes
Remove Deadwood:	<input type="checkbox"/> Yes <input type="checkbox"/> No		Fungus:	<input checked="" type="checkbox"/> No <input type="checkbox"/> Yes
Support Structure:	<input type="checkbox"/> Yes <input type="checkbox"/> No		Vigor:	<input type="checkbox"/> Excellent <input checked="" type="checkbox"/> Average <input type="checkbox"/> Fair <input type="checkbox"/> Poor
IMPACTS & MITIGATIONS			Twig/ Branch Dieback:	<input type="checkbox"/> None <input checked="" type="checkbox"/> Minor <input type="checkbox"/> Moderate <input type="checkbox"/> Extensive
In Impacted Area:	<input checked="" type="checkbox"/> Yes <input type="checkbox"/> No		Leaf Size:	<input checked="" type="checkbox"/> Normal <input type="checkbox"/> Small
Proposed Land Use: New driveway entry			Heart Rot:	<input type="checkbox"/> No <input checked="" type="checkbox"/> Yes
Impacts: Removal			Insects:	<input checked="" type="checkbox"/> Minor <input type="checkbox"/> Moderate <input type="checkbox"/> Extensive <input type="checkbox"/> None
Mitigations: See Tree Report			Exudations:	<input checked="" type="checkbox"/> No <input type="checkbox"/> Yes

Comments & Notes:

¹³ Health: A = Outstanding; B = Above Average; C = Average; D = Below Average; F = Dead

¹⁴ Decurrent = Lacking Strong Central Leader. Excurrent = Strong Central Leader.

¹⁵ Aesthetic (compared to standard tree of same species) : A = nearly symmetrical, healthy tree – F = Dead

Trunk dbh must be 4" to be included – cumulative diameters. *Juglans nigra*; *Platanus racemosa*; *Umbellularia californica*; native *Quercus sp.* Except scrub oaks not protected.

Survey Date: 5/24/11

Tree Number: 311

GENERAL CHARACTERISTICS				
Species: <input checked="" type="checkbox"/> <i>Q. agrifolia</i> <input type="checkbox"/> <i>Q. lobata</i>			Health Rating ¹⁶ : <input checked="" type="checkbox"/> A <input type="checkbox"/> B <input type="checkbox"/> C <input type="checkbox"/> D <input type="checkbox"/> F	
<input type="checkbox"/> <i>Ca. Sycamore</i> <input type="checkbox"/> <i>Ca. Bay</i> <input type="checkbox"/> <i>Ca. Black Walnut</i>			Form: <input type="checkbox"/> symmetric <input checked="" type="checkbox"/> minor asymmetry	
Trunk Count: 2 Height (ft.): 14			<input type="checkbox"/> major asymmetry <input type="checkbox"/> stump sprout	
Trunk DBH (in.): 2.5, 2			<input type="checkbox"/> stag-head	
Percent Canopy Cover: 90%			Crown Class ¹⁷ : <input checked="" type="checkbox"/> Decurrent <input type="checkbox"/> Excurrent	
Existing Terrain: <input checked="" type="checkbox"/> Flat <input type="checkbox"/> Slope			Age Class: <input checked="" type="checkbox"/> immature <input type="checkbox"/> semi-mature	
Aesthetic Rating ¹⁸ : <input checked="" type="checkbox"/> A <input type="checkbox"/> B <input type="checkbox"/> C <input type="checkbox"/> D <input type="checkbox"/> F			<input type="checkbox"/> mature <input type="checkbox"/> over-mature/senescent	
Overall Grade: <input checked="" type="checkbox"/> A <input type="checkbox"/> B <input type="checkbox"/> C <input type="checkbox"/> D <input type="checkbox"/> F			Heritage Tree: <input checked="" type="checkbox"/> No <input type="checkbox"/> Yes	
CANOPY CHARACTERISTICS			TREE HEALTH	
	Dripline Radius (Feet)	Canopy to Grade (Feet)	Wound Wood Development:	Excellent <input type="checkbox"/> Poor <input type="checkbox"/> <input checked="" type="checkbox"/> Average <input type="checkbox"/> <input type="checkbox"/> None <input type="checkbox"/>
N	2		Foliage Density:	<input checked="" type="checkbox"/> Normal <input type="checkbox"/> Sparse
NE			Weak crotches:	<input checked="" type="checkbox"/> No <input type="checkbox"/> Yes
E	11		Oak Pit Scale:	<input checked="" type="checkbox"/> No <input type="checkbox"/> Yes
SE			Mainstem dieback:	<input checked="" type="checkbox"/> No <input type="checkbox"/> Yes
S	5		Exposed Roots:	<input checked="" type="checkbox"/> No <input type="checkbox"/> Yes
SW			Epicormic growth:	<input checked="" type="checkbox"/> No <input type="checkbox"/> Yes
W	2		Shading Out:	<input type="checkbox"/> No <input checked="" type="checkbox"/> Yes
NW			Cavities: <input checked="" type="checkbox"/> None	<input type="checkbox"/> Trunk <input type="checkbox"/> Branch
CANOPY SPREAD (FEET): 13			Exfoliating Bark:	<input checked="" type="checkbox"/> No <input type="checkbox"/> Yes
PROPOSED ACTIONS			Water Pocket(s):	<input checked="" type="checkbox"/> No <input type="checkbox"/> Yes
Monitor for Progress:	<input type="checkbox"/> Yes <input type="checkbox"/> No		Mechanical Damage:	<input type="checkbox"/> Trunk <input type="checkbox"/> Branch <input checked="" type="checkbox"/> None
Treat Infestations:	<input type="checkbox"/> Yes <input type="checkbox"/> No		Canker/Galls:	<input checked="" type="checkbox"/> No <input type="checkbox"/> Yes
Remove Deadwood:	<input type="checkbox"/> Yes <input type="checkbox"/> No		Fungus:	<input checked="" type="checkbox"/> No <input type="checkbox"/> Yes
Support Structure:	<input type="checkbox"/> Yes <input type="checkbox"/> No		Vigor:	<input checked="" type="checkbox"/> Excellent <input type="checkbox"/> Average <input type="checkbox"/> Fair <input type="checkbox"/> Poor
IMPACTS & MITIGATIONS			Twig/ Branch Dieback:	<input checked="" type="checkbox"/> None <input type="checkbox"/> Minor <input type="checkbox"/> Moderate <input type="checkbox"/> Extensive
In Impacted Area:	<input checked="" type="checkbox"/> Yes <input type="checkbox"/> No		Leaf Size:	<input checked="" type="checkbox"/> Normal <input type="checkbox"/> Small
Proposed Land Use:	New driveway entry		Heart Rot:	<input checked="" type="checkbox"/> No <input type="checkbox"/> Yes
Impacts:	Removal		Insects:	<input type="checkbox"/> Minor <input type="checkbox"/> Moderate <input type="checkbox"/> Extensive <input checked="" type="checkbox"/> None
Mitigations:	See Tree Report		Exudations:	<input checked="" type="checkbox"/> No <input type="checkbox"/> Yes

Comments & Notes: leans to NE

¹⁶ Health: A =Outstanding; B = Above Average; C = Average; D = Below Average; F = Dead

¹⁷ Decurrent = Lacking Strong Central Leader. Excurrent = Strong Central Leader.

¹⁸ Aesthetic (compared to standard tree of same species) : A = nearly symmetrical, healthy tree – F = Dead

Trunk dbh must be 4" to be included – cumulative diameters. *Juglans nigra*; *Platanus racemosa*; *Umbellularia californica*; native *Quercus sp.* Except scrub oaks not protected.

Survey Date: 5/24/11

Tree Number: 312

GENERAL CHARACTERISTICS				
Species: <input type="checkbox"/> <i>Q. agrifolia</i> <input type="checkbox"/> <i>Q. lobata</i>			Health Rating ¹⁹ : <input type="checkbox"/> A <input checked="" type="checkbox"/> B <input type="checkbox"/> C <input type="checkbox"/> D <input type="checkbox"/> F	
<input type="checkbox"/> <i>Ca. Sycamore</i> <input type="checkbox"/> <i>Ca. Bay</i> <input checked="" type="checkbox"/> <i>Ca. Black Walnut</i>			Form: <input type="checkbox"/> symmetric <input checked="" type="checkbox"/> minor asymmetry	
Trunk Count: 2 Height (ft.): 20			<input type="checkbox"/> major asymmetry <input type="checkbox"/> stump sprout	
Trunk DBH (in.): 4, 2			<input type="checkbox"/> stag-head	
Percent Canopy Cover: 70%			Crown Class ²⁰ : <input checked="" type="checkbox"/> Decurrent <input type="checkbox"/> Excurrent	
Existing Terrain: <input checked="" type="checkbox"/> Flat <input type="checkbox"/> Slope			Age Class: <input checked="" type="checkbox"/> immature <input type="checkbox"/> semi-mature	
Aesthetic Rating ²¹ : <input type="checkbox"/> A <input checked="" type="checkbox"/> B <input type="checkbox"/> C <input type="checkbox"/> D <input type="checkbox"/> F			<input type="checkbox"/> mature <input type="checkbox"/> over-mature/senescent	
Overall Grade: <input type="checkbox"/> A <input checked="" type="checkbox"/> B <input type="checkbox"/> C <input type="checkbox"/> D <input type="checkbox"/> F			Heritage Tree: <input checked="" type="checkbox"/> No <input type="checkbox"/> Yes	
CANOPY CHARACTERISTICS			TREE HEALTH	
	Dripline Radius (Feet)	Canopy to Grade (Feet)	Wound Wood Development:	Excellent <input type="checkbox"/> Average <input checked="" type="checkbox"/> Poor <input type="checkbox"/> None <input type="checkbox"/>
N	13		Foliage Density:	<input checked="" type="checkbox"/> Normal <input type="checkbox"/> Sparse
NE			Weak crotches:	<input checked="" type="checkbox"/> No <input type="checkbox"/> Yes
E	5		Oak Pit Scale:	<input checked="" type="checkbox"/> No <input type="checkbox"/> Yes
SE			Mainstem dieback:	<input checked="" type="checkbox"/> No <input type="checkbox"/> Yes
S	10		Exposed Roots:	<input checked="" type="checkbox"/> No <input type="checkbox"/> Yes
SW			Epicormic growth:	<input type="checkbox"/> No <input checked="" type="checkbox"/> Yes
W	5		Shading Out:	<input type="checkbox"/> No <input checked="" type="checkbox"/> Yes
NW			Cavities: <input checked="" type="checkbox"/> None	<input type="checkbox"/> Trunk <input type="checkbox"/> Branch
CANOPY SPREAD (FEET): 23			Exfoliating Bark:	<input checked="" type="checkbox"/> No <input type="checkbox"/> Yes
PROPOSED ACTIONS			Water Pocket(s):	<input checked="" type="checkbox"/> No <input type="checkbox"/> Yes
Monitor for Progress: <input type="checkbox"/> Yes <input type="checkbox"/> No			Mechanical Damage:	<input type="checkbox"/> Trunk <input checked="" type="checkbox"/> Branch <input type="checkbox"/> None
Treat Infestations: <input type="checkbox"/> Yes <input type="checkbox"/> No			Canker/Galls:	<input checked="" type="checkbox"/> No <input type="checkbox"/> Yes
Remove Deadwood: <input type="checkbox"/> Yes <input type="checkbox"/> No			Fungus:	<input checked="" type="checkbox"/> No <input type="checkbox"/> Yes
Support Structure: <input type="checkbox"/> Yes <input type="checkbox"/> No			Vigor:	<input type="checkbox"/> Excellent <input checked="" type="checkbox"/> Average <input type="checkbox"/> Fair <input type="checkbox"/> Poor
IMPACTS & MITIGATIONS			Twig/ Branch Dieback:	<input type="checkbox"/> None <input checked="" type="checkbox"/> Minor <input type="checkbox"/> Moderate <input type="checkbox"/> Extensive
In Impacted Area: <input checked="" type="checkbox"/> Yes <input type="checkbox"/> No			Leaf Size:	<input checked="" type="checkbox"/> Normal <input type="checkbox"/> Small
Proposed Land Use: New driveway entry			Heart Rot:	<input checked="" type="checkbox"/> No <input type="checkbox"/> Yes
Impacts: Removal			Insects:	<input checked="" type="checkbox"/> Minor <input type="checkbox"/> Moderate <input type="checkbox"/> Extensive <input type="checkbox"/> None
Mitigations: See Tree Report			Exudations:	<input checked="" type="checkbox"/> No <input type="checkbox"/> Yes

Comments & Notes: adjacent to iron fence

¹⁹ Health: A =Outstanding; B = Above Average; C = Average; D = Below Average; F = Dead

²⁰ Decurrent = Lacking Strong Central Leader. Excurrent = Strong Central Leader.

²¹ Aesthetic (compared to standard tree of same species) : A = nearly symmetrical, healthy tree – F = Dead

Trunk dbh must be 4" to be included – cumulative diameters. *Juglans nigra*; *Platanus racemosa*; *Umbellularia californica*; native *Quercus sp.* Except scrub oaks not protected.

Survey Date: 5/24/11

Tree Number: 313

GENERAL CHARACTERISTICS				
Species: <input checked="" type="checkbox"/> <i>Q. agrifolia</i> <input type="checkbox"/> <i>Q. lobata</i>			Health Rating ²² : <input checked="" type="checkbox"/> A <input type="checkbox"/> B <input type="checkbox"/> C <input type="checkbox"/> D <input type="checkbox"/> F	
<input type="checkbox"/> <i>Ca. Sycamore</i> <input type="checkbox"/> <i>Ca. Bay</i> <input type="checkbox"/> <i>Ca. Black Walnut</i>			Form: <input checked="" type="checkbox"/> symmetric <input type="checkbox"/> minor asymmetry	
Trunk Count: 3 Height (ft.): 25			<input type="checkbox"/> major asymmetry <input type="checkbox"/> stump sprout	
Trunk DBH (in.): 5.5, 3.5, 3			<input type="checkbox"/> stag-head	
Percent Canopy Cover: 90%			Crown Class ²³ : <input checked="" type="checkbox"/> Decurrent <input type="checkbox"/> Excurrent	
Existing Terrain: <input checked="" type="checkbox"/> Flat <input type="checkbox"/> Slope			Age Class: <input checked="" type="checkbox"/> immature <input type="checkbox"/> semi-mature	
Aesthetic Rating ²⁴ : <input checked="" type="checkbox"/> A <input type="checkbox"/> B <input type="checkbox"/> C <input type="checkbox"/> D <input type="checkbox"/> F			<input type="checkbox"/> mature <input type="checkbox"/> over-mature/senescent	
Overall Grade: <input checked="" type="checkbox"/> A <input type="checkbox"/> B <input type="checkbox"/> C <input type="checkbox"/> D <input type="checkbox"/> F			Heritage Tree: <input checked="" type="checkbox"/> No <input type="checkbox"/> Yes	
CANOPY CHARACTERISTICS			TREE HEALTH	
	Dripline Radius (Feet)	Canopy to Grade (Feet)	Wound Wood Development:	Excellent <input type="checkbox"/> Average <input type="checkbox"/> Poor <input type="checkbox"/> None <input checked="" type="checkbox"/>
N	10		Foliage Density:	<input checked="" type="checkbox"/> Normal <input type="checkbox"/> Sparse
NE			Weak crotches:	<input checked="" type="checkbox"/> No <input type="checkbox"/> Yes
E	9		Oak Pit Scale:	<input checked="" type="checkbox"/> No <input type="checkbox"/> Yes
SE			Mainstem dieback:	<input checked="" type="checkbox"/> No <input type="checkbox"/> Yes
S	10		Exposed Roots:	<input checked="" type="checkbox"/> No <input type="checkbox"/> Yes
SW			Epicormic growth:	<input checked="" type="checkbox"/> No <input type="checkbox"/> Yes
W	11		Shading Out:	<input type="checkbox"/> No <input checked="" type="checkbox"/> Yes
NW			Cavities: <input checked="" type="checkbox"/> None	<input type="checkbox"/> Trunk <input type="checkbox"/> Branch
CANOPY SPREAD (FEET): 20			Exfoliating Bark:	<input checked="" type="checkbox"/> No <input type="checkbox"/> Yes
PROPOSED ACTIONS			Water Pocket(s):	<input checked="" type="checkbox"/> No <input type="checkbox"/> Yes
Monitor for Progress:	<input type="checkbox"/> Yes <input type="checkbox"/> No		Mechanical Damage:	<input type="checkbox"/> Trunk <input type="checkbox"/> Branch <input checked="" type="checkbox"/> None
Treat Infestations:	<input type="checkbox"/> Yes <input type="checkbox"/> No		Canker/Galls:	<input checked="" type="checkbox"/> No <input type="checkbox"/> Yes
Remove Deadwood:	<input type="checkbox"/> Yes <input type="checkbox"/> No		Fungus:	<input checked="" type="checkbox"/> No <input type="checkbox"/> Yes
Support Structure:	<input type="checkbox"/> Yes <input type="checkbox"/> No		Vigor:	<input type="checkbox"/> Excellent <input checked="" type="checkbox"/> Average <input type="checkbox"/> Fair <input type="checkbox"/> Poor
IMPACTS & MITIGATIONS			Twig/ Branch Dieback:	<input checked="" type="checkbox"/> None <input type="checkbox"/> Minor <input type="checkbox"/> Moderate <input type="checkbox"/> Extensive
In Impacted Area:	<input checked="" type="checkbox"/> Yes <input type="checkbox"/> No		Leaf Size:	<input checked="" type="checkbox"/> Normal <input type="checkbox"/> Small
Proposed Land Use:	New driveway entry		Heart Rot:	<input checked="" type="checkbox"/> No <input type="checkbox"/> Yes
Impacts:	Removal		Insects:	<input type="checkbox"/> Minor <input type="checkbox"/> Moderate <input type="checkbox"/> Extensive <input checked="" type="checkbox"/> None
Mitigations:	See Tree Report		Exudations:	<input checked="" type="checkbox"/> No <input type="checkbox"/> Yes

Comments & Notes:

²² Health: A =Outstanding; B = Above Average; C = Average; D = Below Average; F = Dead

²³ Decurrent = Lacking Strong Central Leader. Excurrent = Strong Central Leader.

²⁴ Aesthetic (compared to standard tree of same species) : A = nearly symmetrical, healthy tree – F = Dead

Trunk dbh must be 4" to be included – cumulative diameters. *Juglans nigra*; *Platanus racemosa*; *Umbellularia californica*; native *Quercus sp.* Except scrub oaks not protected.

Survey Date: 5/24/11

Tree Number: 314

GENERAL CHARACTERISTICS				
Species: <input checked="" type="checkbox"/> <i>Q. agrifolia</i> <input type="checkbox"/> <i>Q. lobata</i>			Health Rating ²⁵ : <input checked="" type="checkbox"/> A <input type="checkbox"/> B <input type="checkbox"/> C <input type="checkbox"/> D <input type="checkbox"/> F	
<input type="checkbox"/> <i>Ca. Sycamore</i> <input type="checkbox"/> <i>Ca. Bay</i> <input type="checkbox"/> <i>Ca. Black Walnut</i>			Form: <input type="checkbox"/> symmetric <input checked="" type="checkbox"/> minor asymmetry	
Trunk Count: 1 Height (ft.): 16			<input type="checkbox"/> major asymmetry <input type="checkbox"/> stump sprout	
Trunk DBH (in.): 6			<input type="checkbox"/> stag-head	
Percent Canopy Cover: 90%			Crown Class ²⁶ : <input checked="" type="checkbox"/> Decurrent <input type="checkbox"/> Excurrent	
Existing Terrain: <input checked="" type="checkbox"/> Flat <input type="checkbox"/> Slope			Age Class: <input checked="" type="checkbox"/> immature <input type="checkbox"/> semi-mature	
Aesthetic Rating ²⁷ : <input checked="" type="checkbox"/> A <input type="checkbox"/> B <input type="checkbox"/> C <input type="checkbox"/> D <input type="checkbox"/> F			<input type="checkbox"/> mature <input type="checkbox"/> over-mature/senescent	
Overall Grade: <input checked="" type="checkbox"/> A <input type="checkbox"/> B <input type="checkbox"/> C <input type="checkbox"/> D <input type="checkbox"/> F			Heritage Tree: <input checked="" type="checkbox"/> No <input type="checkbox"/> Yes	
CANOPY CHARACTERISTICS			TREE HEALTH	
	Dripline Radius (Feet)	Canopy to Grade (Feet)	Wound Wood Development:	Excellent <input type="checkbox"/> Average <input checked="" type="checkbox"/> Poor <input type="checkbox"/> None <input type="checkbox"/>
N	7		Foliage Density:	<input checked="" type="checkbox"/> Normal <input type="checkbox"/> Sparse
NE			Weak crotches:	<input checked="" type="checkbox"/> No <input type="checkbox"/> Yes
E	9		Oak Pit Scale:	<input checked="" type="checkbox"/> No <input type="checkbox"/> Yes
SE			Mainstem dieback:	<input checked="" type="checkbox"/> No <input type="checkbox"/> Yes
S	8		Exposed Roots:	<input checked="" type="checkbox"/> No <input type="checkbox"/> Yes
SW			Epicormic growth:	<input checked="" type="checkbox"/> No <input type="checkbox"/> Yes
W	3		Shading Out:	<input type="checkbox"/> No <input checked="" type="checkbox"/> Yes
NW			Cavities: <input checked="" type="checkbox"/> None <input type="checkbox"/> Trunk <input type="checkbox"/> Branch	
CANOPY SPREAD (FEET): 15			Exfoliating Bark:	<input checked="" type="checkbox"/> No <input type="checkbox"/> Yes
PROPOSED ACTIONS			Water Pocket(s):	<input checked="" type="checkbox"/> No <input type="checkbox"/> Yes
Monitor for Progress:	<input type="checkbox"/> Yes <input type="checkbox"/> No		Mechanical Damage:	<input type="checkbox"/> Trunk <input type="checkbox"/> Branch <input checked="" type="checkbox"/> None
Treat Infestations:	<input type="checkbox"/> Yes <input type="checkbox"/> No		Canker/Galls:	<input checked="" type="checkbox"/> No <input type="checkbox"/> Yes
Remove Deadwood:	<input type="checkbox"/> Yes <input type="checkbox"/> No		Fungus:	<input checked="" type="checkbox"/> No <input type="checkbox"/> Yes
Support Structure:	<input type="checkbox"/> Yes <input type="checkbox"/> No		Vigor:	<input type="checkbox"/> Excellent <input checked="" type="checkbox"/> Average <input type="checkbox"/> Fair <input type="checkbox"/> Poor
IMPACTS & MITIGATIONS			Twig/ Branch Dieback:	<input checked="" type="checkbox"/> None <input type="checkbox"/> Minor <input type="checkbox"/> Moderate <input type="checkbox"/> Extensive
In Impacted Area:	<input checked="" type="checkbox"/> Yes <input type="checkbox"/> No		Leaf Size:	<input checked="" type="checkbox"/> Normal <input type="checkbox"/> Small
Proposed Land Use: New driveway entry			Heart Rot:	<input checked="" type="checkbox"/> No <input type="checkbox"/> Yes
Impacts: Removal			Insects:	<input type="checkbox"/> Minor <input type="checkbox"/> Moderate <input type="checkbox"/> Extensive <input checked="" type="checkbox"/> None
Mitigations: See Tree Report			Exudations:	<input checked="" type="checkbox"/> No <input type="checkbox"/> Yes

Comments & Notes:

²⁵ Health: A =Outstanding; B = Above Average; C = Average; D = Below Average; F = Dead

²⁶ Decurrent = Lacking Strong Central Leader. Excurrent = Strong Central Leader.

²⁷ Aesthetic (compared to standard tree of same species) : A = nearly symmetrical, healthy tree – F = Dead

Trunk dbh must be 4" to be included – cumulative diameters. *Juglans nigra*; *Platanus racemosa*; *Umbellularia californica*; native *Quercus sp.* Except scrub oaks not protected.

Survey Date: 5/24/11

Tree Number: 315

GENERAL CHARACTERISTICS				
Species: <input checked="" type="checkbox"/> <i>Q. agrifolia</i> <input type="checkbox"/> <i>Q. lobata</i>			Health Rating ²⁸ : <input type="checkbox"/> A <input checked="" type="checkbox"/> B <input type="checkbox"/> C <input type="checkbox"/> D <input type="checkbox"/> F	
<input type="checkbox"/> <i>Ca. Sycamore</i> <input type="checkbox"/> <i>Ca. Bay</i> <input type="checkbox"/> <i>Ca. Black Walnut</i>			Form: <input type="checkbox"/> symmetric <input type="checkbox"/> minor asymmetry	
Trunk Count: 1 Height (ft.): 35			<input checked="" type="checkbox"/> major asymmetry <input type="checkbox"/> stump sprout	
Trunk DBH (in.): 13			<input type="checkbox"/> stag-head	
Percent Canopy Cover: 85%			Crown Class ²⁹ : <input checked="" type="checkbox"/> Decurrent <input type="checkbox"/> Excurrent	
Existing Terrain: <input checked="" type="checkbox"/> Flat <input type="checkbox"/> Slope			Age Class: <input type="checkbox"/> immature <input checked="" type="checkbox"/> semi-mature	
Aesthetic Rating ³⁰ : <input type="checkbox"/> A <input type="checkbox"/> B <input checked="" type="checkbox"/> C <input type="checkbox"/> D <input type="checkbox"/> F			<input type="checkbox"/> mature <input type="checkbox"/> over-mature/senescent	
Overall Grade: <input type="checkbox"/> A <input checked="" type="checkbox"/> B- <input type="checkbox"/> C <input type="checkbox"/> D <input type="checkbox"/> F			Heritage Tree: <input checked="" type="checkbox"/> No <input type="checkbox"/> Yes	
CANOPY CHARACTERISTICS			TREE HEALTH	
	Dripline Radius (Feet)	Canopy to Grade (Feet)	Wound Wood Development:	Excellent <input type="checkbox"/> Average <input checked="" type="checkbox"/> Poor <input type="checkbox"/> None <input type="checkbox"/>
N	15		Foliage Density:	<input checked="" type="checkbox"/> Normal <input type="checkbox"/> Sparse
NE			Weak crotches:	<input checked="" type="checkbox"/> No <input type="checkbox"/> Yes
E	15		Oak Pit Scale:	<input checked="" type="checkbox"/> No <input type="checkbox"/> Yes
SE			Mainstem dieback:	<input checked="" type="checkbox"/> No <input type="checkbox"/> Yes
S	7		Exposed Roots:	<input checked="" type="checkbox"/> No <input type="checkbox"/> Yes
SW			Epicormic growth:	<input type="checkbox"/> No <input checked="" type="checkbox"/> Yes
W	3		Shading Out:	<input checked="" type="checkbox"/> No <input type="checkbox"/> Yes
NW			Cavities: <input type="checkbox"/> None	<input checked="" type="checkbox"/> Trunk <input type="checkbox"/> Branch
CANOPY SPREAD (FEET): 22			Exfoliating Bark:	<input checked="" type="checkbox"/> No <input type="checkbox"/> Yes
PROPOSED ACTIONS			Water Pocket(s):	<input checked="" type="checkbox"/> No <input type="checkbox"/> Yes
Monitor for Progress: <input type="checkbox"/> Yes <input type="checkbox"/> No			Mechanical Damage:	<input type="checkbox"/> Trunk <input checked="" type="checkbox"/> Branch <input type="checkbox"/> None
Treat Infestations: <input type="checkbox"/> Yes <input type="checkbox"/> No			Canker/Galls:	<input checked="" type="checkbox"/> No <input type="checkbox"/> Yes
Remove Deadwood: <input type="checkbox"/> Yes <input type="checkbox"/> No			Fungus:	<input checked="" type="checkbox"/> No <input type="checkbox"/> Yes
Support Structure: <input type="checkbox"/> Yes <input type="checkbox"/> No			Vigor:	<input type="checkbox"/> Excellent <input checked="" type="checkbox"/> Average <input type="checkbox"/> Fair <input type="checkbox"/> Poor
IMPACTS & MITIGATIONS			Twig/ Branch Dieback:	<input type="checkbox"/> None <input checked="" type="checkbox"/> Minor <input type="checkbox"/> Moderate <input type="checkbox"/> Extensive
In Impacted Area: <input checked="" type="checkbox"/> Yes <input type="checkbox"/> No			Leaf Size:	<input checked="" type="checkbox"/> Normal <input type="checkbox"/> Small
Proposed Land Use: New driveway entry			Heart Rot:	<input type="checkbox"/> No <input checked="" type="checkbox"/> Yes
Impacts: Encroachment			Insects:	<input checked="" type="checkbox"/> Minor <input type="checkbox"/> Moderate <input type="checkbox"/> Extensive <input type="checkbox"/> None
Mitigations: See Tree Report			Exudations:	<input checked="" type="checkbox"/> No <input type="checkbox"/> Yes

Comments & Notes: adjacent to iron fence along Coldwater Cyn. Ave.; pruned on street side for sidewalk/road clearance; small cavity on upper trunk

²⁸ Health: A =Outstanding; B = Above Average; C = Average; D = Below Average; F = Dead

²⁹ Decurrent = Lacking Strong Central Leader. Excurrent = Strong Central Leader.

³⁰ Aesthetic (compared to standard tree of same species) : A = nearly symmetrical, healthy tree – F = Dead

Trunk dbh must be 4" to be included – cumulative diameters. *Juglans nigra*; *Platanus racemosa*; *Umbellularia californica*; native *Quercus sp.* Except scrub oaks not protected.

APPENDIX II

INDIVIDUAL TREE PHOTOGRAPHS

Appendix II

Photographic Record of Protected Trees Harvard-Westlake School – North Campus Parking Structure Project From Surveys in March & April 2011

LDC 10003-001



Trees 1 - 4



Trees 5 - 14



Tree 15



Trees 16 – 18 & 24 – 26



Trees 19 - 21



Trees 22 – 26



Tree 27



Walnut Twig Beetle entry hole at tip of pen.



Examples of cankers and beetle entry holes associated with 1000 Cankers infections found on the walnuts on this property.




Trees 28 & 29



Trees 30 & 31



Tree 32



Tree 33




Tree 34



Trees 35 – 37




Trees 38 – 41




Tree 42



Tree 43



Trees 44- 46



Trees 47 - 48



Trees 49 – 50



Trees 51 – 54



Trees 55 – 56



Tree 57



Tree 58



Tree 59



Tree 60



Tree 61



Trees 62 & 63



Trees 64 & 65



Tree 66



Tree 67



Tree 68



Trees 69 – 71



Trees 72 – 74



Tree 75 at the base



Tree 75



Tree 76



Tree 77



Tree 78



Tree 79



Trees 80 – 82



Trees 83 – 85



Trees 86 – 88



Tree 89



Tree 90



Tree 91



Tree 92



Tree 93



Tree 94



Tree 95



Trees 96 & 97



Tree 98



Tree 99



Tree 100



Trees 101 & 102



Trees 103 & 104



Trees 105 – 107




Tree 108



Tree 109 & 110



Tree 111 & 112



Tree 113



Tree 114



Trees 115 - 117 (surrounded w. poison oak)



Tree 118



Trees 119 & 120 (poison oak)



Trees 121 & 122



Tree 123



Tree 124



Tree 125



Tree 126



Tree 127



Tree 128



Tree 129



Tree 130 - 132




Tree 133




Tree 134




Tree 135



Tree 136



Tree 137



Tree 138



Tree 139 - 144



Tree 145



Trees 146 - 149



Tree 150 - 153



Tree 154 & 155



Tree 156



Tree 157



Trees 158 & 159



Trees 160 - 163



Tree 164



Tree 165



Tree 166



Tree 167



Tree 168



Trees 169 – 173



Trees 174 – 176



Tree 177



Tree 178



Tree 179



Tree 180



Tree 181



Tree 182



Trees 183 & 184



Tree 185



Tree 186



Tree 187



Trees 188 & 189



Tree 190



Tree 191



Tree 192



Tree 193



Tree 194



Tree 195



Trees 196 & 197




Tree 198 (in far background)



Tree 199



Tree 200



Tree 201



Tree 202



Trees 203 & 204



Tree 205



Tree 206 (1)



Tree 206 (2)




Tree 207




Tree 208



Tree 209



Trees 210 & 211



Tree 212 (center background)



Tree 213



Tree 214



Tree 215



Trees 216 & 217



Tree 218



Trees 219 & 220



Trees 221 & 222



Trees 223 & 224




Tree 225




Tree 226



Trees 225 – 228



Trees 227 – 229 (background)



Trees 230 – 232



Tree 233



Tree 234




Tree 235




Trees 236 & 237



Tree 238




Trees 239 & 240




Tree 241



Tree 242



Tree 243



Tree 244



Tree 245



Tree 246



Tree 247



Trees 248 & 249



Tree 250



Tree 251



Tree 252 & 253




Tree 254 & 255




Tree 256



Trees 257 & 258



Tree 259



Trees 260 & 261



Tree 262



Tree 263 - 267



Tree 268



Tree 269



Tree 270



Tree 271



Tree 272



Tree 273



Tree 274



Tree 275



Tree 276



Tree 277




Tree 278 & 279



Tree 280



Trees 281 - 284




Trees 285 & 286



Tree 287



Trees 288 – 290



Tree 291



Trees 292 & 293



Trees 294 & 295



Tree 296




Tree 297



Trees 298 – 299




Trees 300 & 301



Tree 302



Tree 303



Tree 304



Tree 305



Tree 306-309



Tree 310-311, 313-314



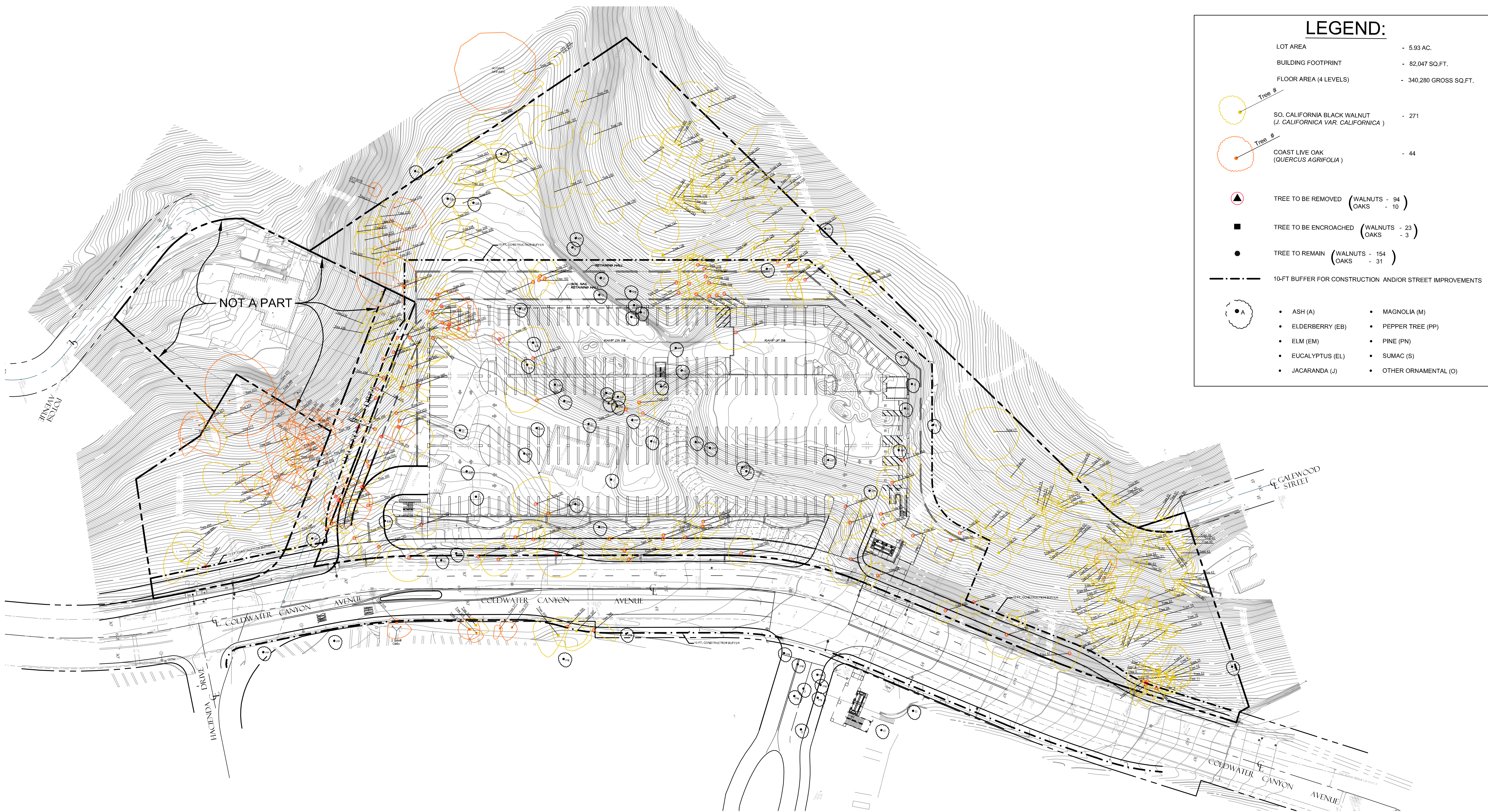
Tree 312



Tree 315

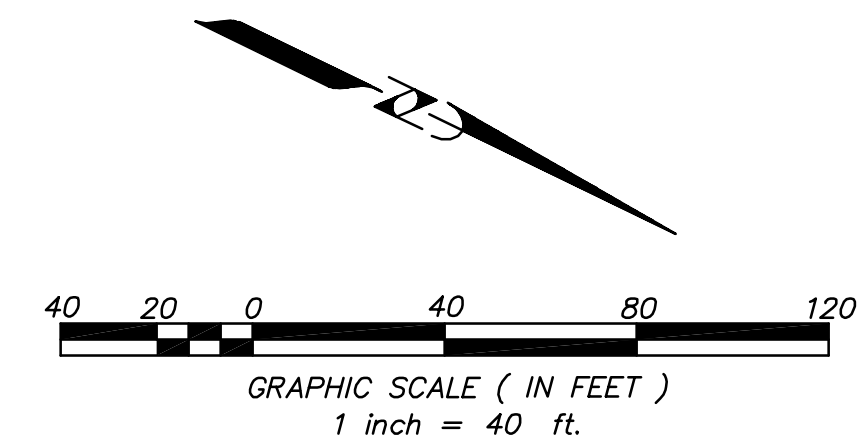
APPENDIX III

PROTECTED TREE LOCATION EXHIBIT



LEGEND:

LOT AREA	- 5.93 AC.										
BUILDING FOOTPRINT	- 82,047 SQ.FT.										
FLOOR AREA (4 LEVELS)	- 340,280 GROSS SQ.FT.										
	SO. CALIFORNIA BLACK WALNUT (J. CALIFORNICA VAR. CALIFORNICA) - 271										
	COAST LIVE OAK (QUERCUS AGRIFOLIA) - 44										
	TREE TO BE REMOVED (WALNUTS - 94 OAKS - 10)										
	TREE TO BE ENCROACHED (WALNUTS - 23 OAKS - 3)										
	TREE TO REMAIN (WALNUTS - 154 OAKS - 31)										
	10-FT BUFFER FOR CONSTRUCTION AND/OR STREET IMPROVEMENTS										
	<table border="0"> <tr> <td>• ASH (A)</td> <td>• MAGNOLIA (M)</td> </tr> <tr> <td>• ELDERBERRY (EB)</td> <td>• PEPPER TREE (PP)</td> </tr> <tr> <td>• ELM (EM)</td> <td>• PINE (PN)</td> </tr> <tr> <td>• EUCALYPTUS (EL)</td> <td>• SUMAC (S)</td> </tr> <tr> <td>• JACARANDA (J)</td> <td>• OTHER ORNAMENTAL (O)</td> </tr> </table>	• ASH (A)	• MAGNOLIA (M)	• ELDERBERRY (EB)	• PEPPER TREE (PP)	• ELM (EM)	• PINE (PN)	• EUCALYPTUS (EL)	• SUMAC (S)	• JACARANDA (J)	• OTHER ORNAMENTAL (O)
• ASH (A)	• MAGNOLIA (M)										
• ELDERBERRY (EB)	• PEPPER TREE (PP)										
• ELM (EM)	• PINE (PN)										
• EUCALYPTUS (EL)	• SUMAC (S)										
• JACARANDA (J)	• OTHER ORNAMENTAL (O)										

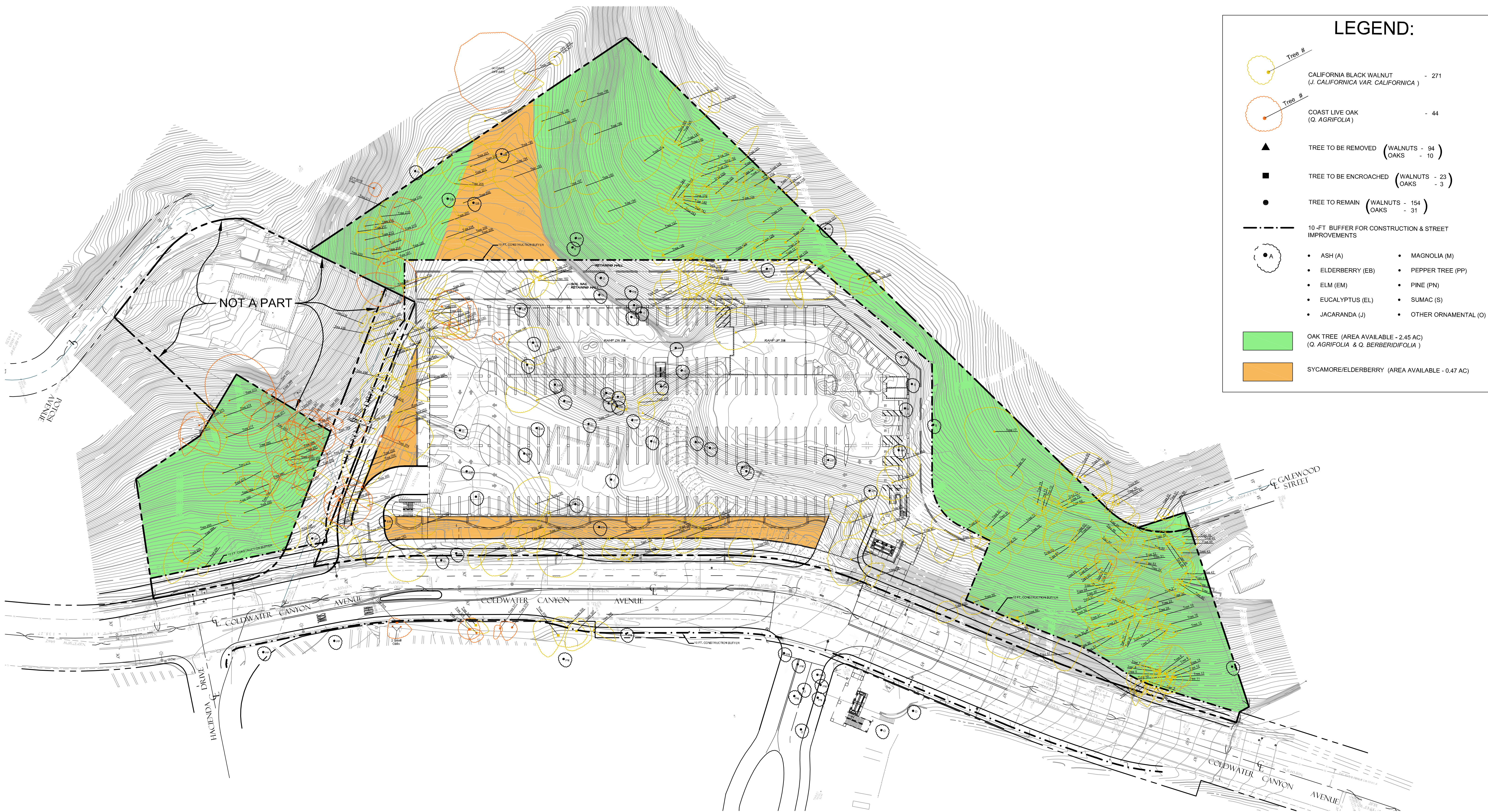


PROTECTED TREE LOCATION EXHIBIT				
LDC		LAND DESIGN CONSULTANTS INC. <i>Land Planning, Civil Engineering, Surveying & Environmental Services</i>		
199 SOUTH LOS ROBLES AVE., SUITE 250, PASADENA, CA 91107 PH: (626) 578-7000 FAX: (626) 578-7373				
HARVARD-WESTLAKE SCHOOL PARKING STRUCTURE				
3701 N. Coldwater Canyon Avenue, North Hollywood, CA 91604 IN THE CITY OF LOS ANGELES, STATE OF CALIFORNIA				
OWNER/DEVELOPER: Harvard-Westlake School 3700 COLDWATER CANYON AVE., NORTH HOLLYWOOD, CA 91604 PH: (818) 980-6692				
DESIGNED BY:	DATE:	SCALE:	REVIEWED BY:	Proj. No. 10003-001
S.M.	JUNE 2011	1" = 40'	C.C.	SHEET 1 OF 1

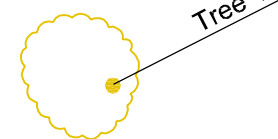
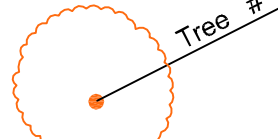





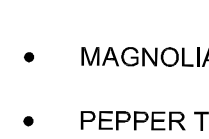


J:\PROJ\10003001\ENVIRO\EXHIBITS\Protected Tree Location Exhibit.dwg 06/20/11 11:37:28 mkemp

APPENDIX IV

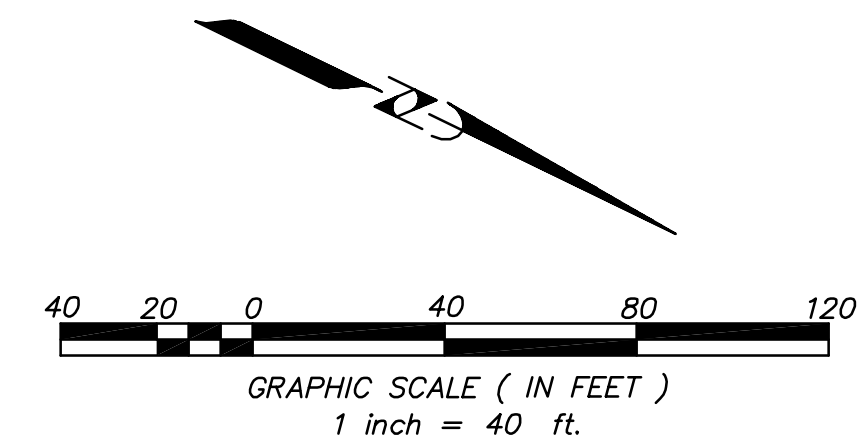
CONCEPTUAL MITIGATION PLANTING PLAN



LEGEND:

-  CALIFORNIA BLACK WALNUT (J. CALIFORNICA VAR. CALIFORNICA) - 271
-  COAST LIVE OAK (Q. AGRIFOLIA) - 44
-  TREE TO BE REMOVED (WALNUTS - 94, OAKS - 10)
-  TREE TO BE ENCROACHED (WALNUTS - 23, OAKS - 3)
-  TREE TO REMAIN (WALNUTS - 154, OAKS - 31)
-  10-FT. BUFFER FOR CONSTRUCTION & STREET IMPROVEMENTS
- 
 - ASH (A)
 - ELDERBERRY (EB)
 - ELM (EM)
 - EUCALYPTUS (EL)
 - JACARANDA (J)
- 
 - MAGNOLIA (M)
 - PEPPER TREE (PP)
 - PINE (PN)
 - SUMAC (S)
 - OTHER ORNAMENTAL (O)
-  OAK TREE (AREA AVAILABLE - 2.45 AC) (Q. AGRIFOLIA & Q. BERBERIDIFOLIA)
-  SYCAMORE/ELDERBERRY (AREA AVAILABLE - 0.47 AC)

J:\PROJECTS\0003001\ENVIRONMENTAL\CONCEPTUAL MITIGATION PLANTING PLAN.DWG 06/20/11 11:40:58 mkemp



CONCEPTUAL MITIGATION PLANTING PLAN



LAND DESIGN CONSULTANTS INC.
Land Planning, Civil Engineering, Surveying & Environmental Services
 199 SOUTH LOS ROBLES AVE., SUITE 250, PASADENA, CA 91107
 PH: (626) 578-7000 FAX: (626) 578-7373

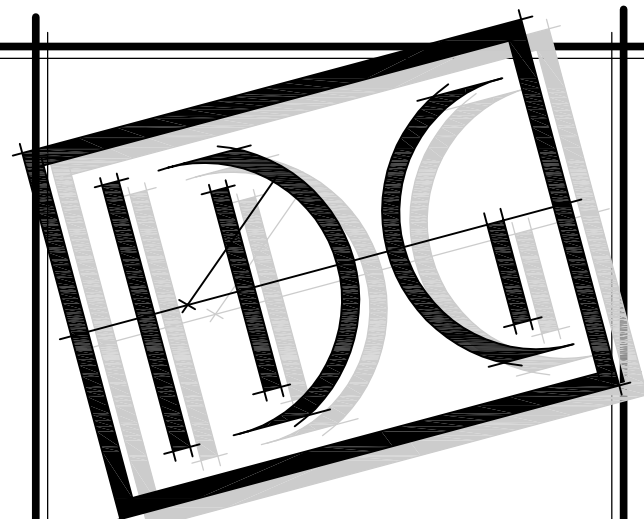
HARVARD-WESTLAKE SCHOOL
PARKING STRUCTURE
 3701 N. Coldwater Canyon Avenue, North Hollywood, CA 91604
 IN THE CITY OF LOS ANGELES, STATE OF CALIFORNIA

OWNER/DEVELOPER:
Harvard-Westlake School
 3700 COLDWATER CANYON AVE., NORTH HOLLYWOOD, CA 91604 PH: (818) 980 6692

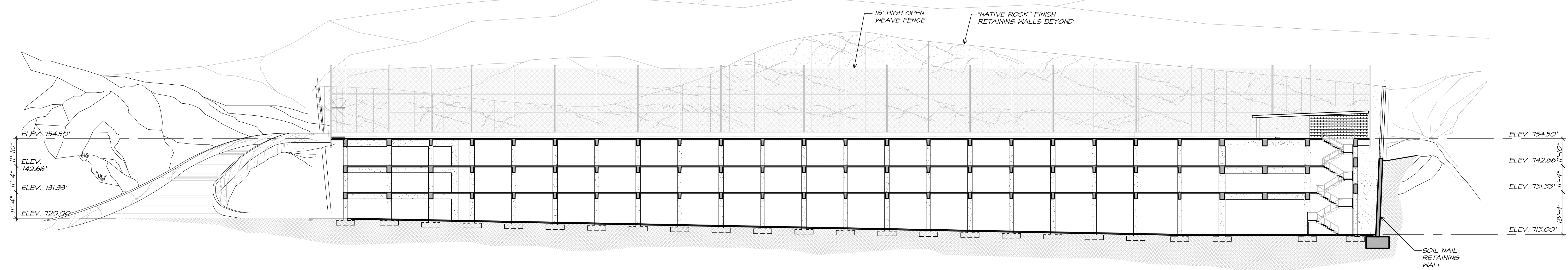
DESIGNED BY:	DATE:	SCALE:	REVIEWED BY:	Proj. No. 10003-001
S.M.	JUNE 2011	1" = 40'	C.C.	SHEET 1 OF 1

APPENDIX V

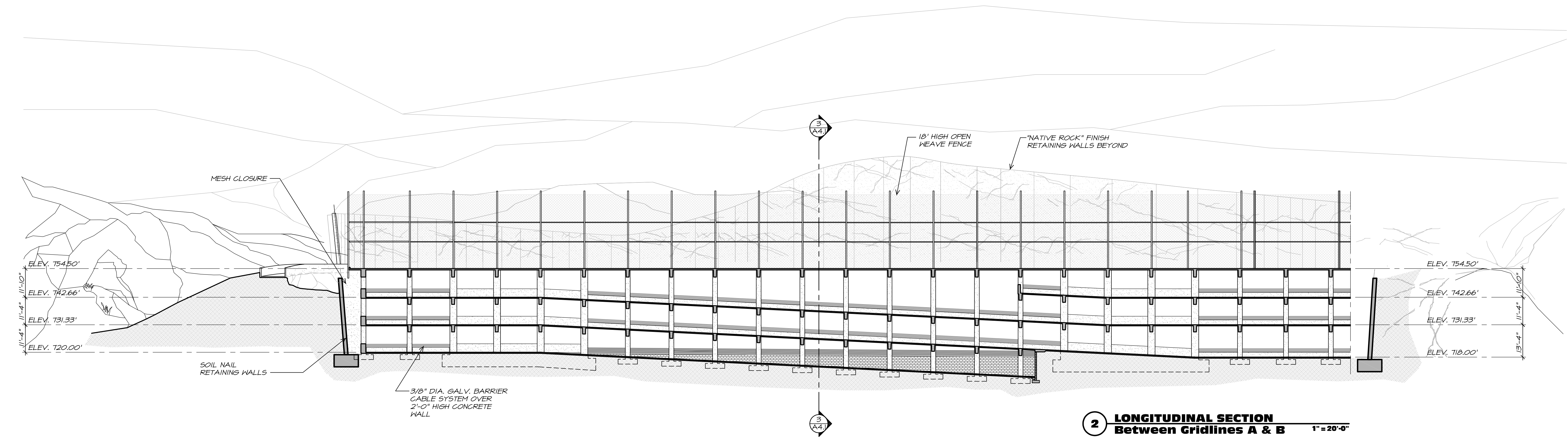
IDG, INC. - SHEET A4.1 - BUILDING SECTIONS



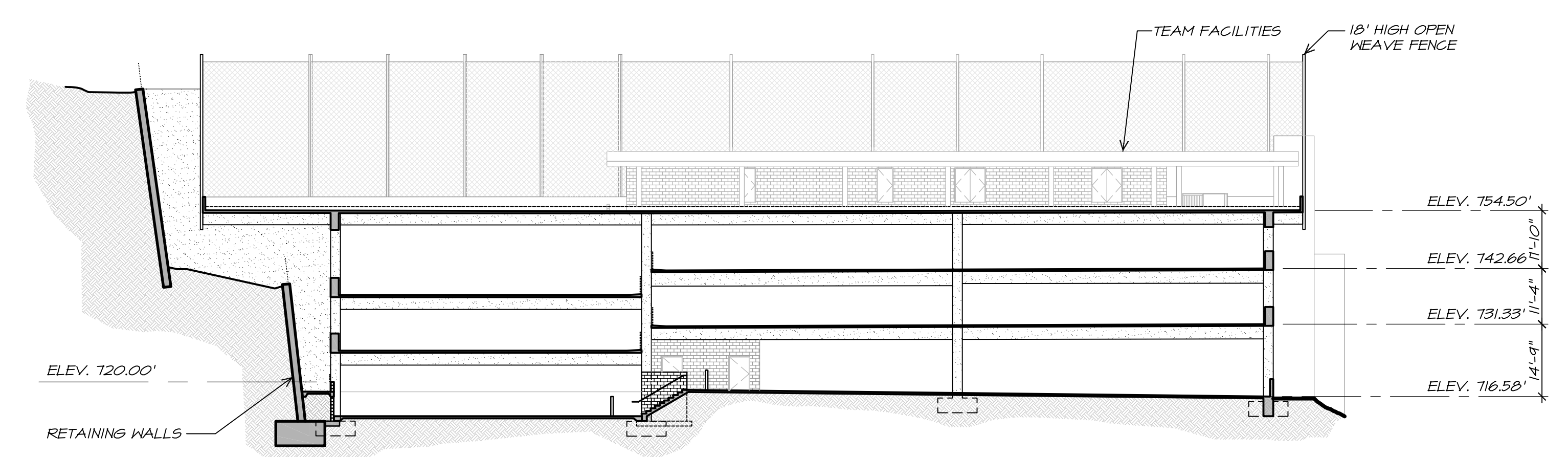
Innovative Design Group
 17548 Sky Park Circle, Suite D
 Irvine, California 92614
 Ph. 949.263.9070
 Fx. 949.263.8902
 park@innovativedesigngroup.com



1 LONGITUDINAL SECTION
Between Gridlines C & D 1" = 20'-0"



2 LONGITUDINAL SECTION
Between Gridlines A & B 1" = 20'-0"



3 LATERAL SECTION
Between Gridlines 12 & 13 1" = 20'-0"



**Harvard-Westlake
 School
 Structure**
 3700 Coldwater Cyn.
 North Hollywood
 California

INNOVATIVE DESIGN GROUP RESERVES ITS COMMON LAW COPYRIGHT TO THE PRELIMINARY AND OR FINAL DESIGN CONTENT AND THE USE OF SAME WITHIN THESE DRAWINGS OR PLANS. NO PORTION OF THE DESIGN OR PLANS ARE TO BE REPRODUCED, CHANGED, COPIED OR ASSIGNED TO A THIRD PARTY WITHOUT FIRST OBTAINING THE EXPRESS WRITTEN PERMISSION OF INNOVATIVE DESIGN GROUP.

SCALE 1" = 20'-0" DATE: 12.09.10

BUILDING SECTIONS

A4.1